



CUBLAS LIBRARY

DU-06702-001_v10.1 | February 2019

User Guide



Chapter 1.

INTRODUCTION

The cuBLAS library is an implementation of BLAS (Basic Linear Algebra Subprograms) on top of the NVIDIA®CUDA™ runtime. It allows the user to access the computational resources of NVIDIA Graphics Processing Unit (GPU).

Starting with CUDA 6.0, the cuBLAS Library exposes two sets of API:

- ▶ The **cuBLAS API**, which is simply called cuBLAS API in this document, and
- ▶ The **CUBLASXT API**.

To use the cuBLAS API, the application must allocate the required matrices and vectors in the GPU memory space, fill them with data, call the sequence of desired cuBLAS functions, and then upload the results from the GPU memory space back to the host. The cuBLAS API also provides helper functions for writing and retrieving data from the GPU.

To use the CUBLASXT API, the application must keep the data on the Host and the Library will take care of dispatching the operation to one or multiple GPUs present in the system, depending on the user request.

1.1. Data layout

For maximum compatibility with existing Fortran environments, the cuBLAS library uses column-major storage, and 1-based indexing. Since C and C++ use row-major storage, applications written in these languages can not use the native array semantics for two-dimensional arrays. Instead, macros or inline functions should be defined to implement matrices on top of one-dimensional arrays. For Fortran code ported to C in mechanical fashion, one may chose to retain 1-based indexing to avoid the need to transform loops. In this case, the array index of a matrix element in row “i” and column “j” can be computed via the following macro

```
#define IDX2F(i,j,ld) (((j)-1)*(ld))+((i)-1)
```

Here, ld refers to the leading dimension of the matrix, which in the case of column-major storage is the number of rows of the allocated matrix (even if only a submatrix of it is being used). For natively written C and C++ code, one would most likely choose 0-based

indexing, in which case the array index of a matrix element in row “i” and column “j” can be computed via the following macro

```
#define IDX2C(i,j,ld) (((j)*(ld))+(i))
```

1.2. New and Legacy cuBLAS API

Starting with version 4.0, the cuBLAS Library provides a new API, in addition to the existing legacy API. This section discusses why a new API is provided, the advantages of using it, and the differences with the existing legacy API.

The new cuBLAS library API can be used by including the header file “**cublas_v2.h**”. It has the following features that the legacy cuBLAS API does not have:

- ▶ The **handle** to the cuBLAS library context is initialized using the function and is explicitly passed to every subsequent library function call. This allows the user to have more control over the library setup when using multiple host threads and multiple GPUs. This also allows the cuBLAS APIs to be reentrant.
- ▶ The scalars α and β can be passed by reference on the host or the device, instead of only being allowed to be passed by value on the host. This change allows library functions to execute asynchronously using streams even when α and β are generated by a previous kernel.
- ▶ When a library routine returns a scalar result, it can be returned by reference on the host or the device, instead of only being allowed to be returned by value only on the host. This change allows library routines to be called asynchronously when the scalar result is generated and returned by reference on the device resulting in maximum parallelism.
- ▶ The error status **cublasStatus_t** is returned by all cuBLAS library function calls. This change facilitates debugging and simplifies software development. Note that **cublasStatus** was renamed **cublasStatus_t** to be more consistent with other types in the cuBLAS library.
- ▶ The **cublasAlloc()** and **cublasFree()** functions have been deprecated. This change removes these unnecessary wrappers around **cudaMalloc()** and **cudaFree()**, respectively.
- ▶ The function **cublasSetKernelStream()** was renamed **cublasSetStream()** to be more consistent with the other CUDA libraries.

The legacy cuBLAS API, explained in more detail in the Appendix A, can be used by including the header file “**cublas.h**”. Since the legacy API is identical to the previously released cuBLAS library API, existing applications will work out of the box and automatically use this legacy API without any source code changes.

In general, new applications should not use the legacy cuBLAS API, and existing applications should convert to using the new API if it requires sophisticated and optimal stream parallelism, or if it calls cuBLAS routines concurrently from multiple threads.

For the rest of the document, the new cuBLAS Library API will simply be referred to as the cuBLAS Library API.

As mentioned earlier the interfaces to the legacy and the cuBLAS library APIs are the header file “**cublas.h**” and “**cublas_v2.h**”, respectively. In addition, applications using the cuBLAS library need to link against:

- ▶ The DSO **cublas.so** for Linux,
- ▶ The DLL **cublas.dll** for Windows, or
- ▶ The dynamic library **cublas.dylib** for Mac OS X.



The same dynamic library implements both the new and legacy cuBLAS APIs.

1.3. Example code

For sample code references please see the two examples below. They show an application written in C using the cuBLAS library API with two indexing styles

(Example 1. "Application Using C and CUBLAS: 1-based indexing" and Example 2. "Application Using C and CUBLAS: 0-based Indexing").

```
//Example 1. Application Using C and CUBLAS: 1-based indexing
//-----
#include <stdio.h>
#include <stdlib.h>
#include <math.h>
#include <cuda_runtime.h>
#include "cublas_v2.h"
#define M 6
#define N 5
#define IDX2F(i,j,ld) (((j)-1)*(ld))+((i)-1))

static __inline__ void modify (cublasHandle_t handle, float *m, int ldm, int
n, int p, int q, float alpha, float beta){
    cublasSscal (handle, n-p+1, &alpha, &m[IDX2F(p,q,ldm)], ldm);
    cublasSscal (handle, ldm-p+1, &beta, &m[IDX2F(p,q,ldm)], 1);
}

int main (void){
    cudaError_t cudaStat;
    cublasStatus_t stat;
    cublasHandle_t handle;
    int i, j;
    float* devPtrA;
    float* a = 0;
    a = (float *)malloc (M * N * sizeof (*a));
    if (!a) {
        printf ("host memory allocation failed");
        return EXIT_FAILURE;
    }
    for (j = 1; j <= N; j++) {
        for (i = 1; i <= M; i++) {
            a[IDX2F(i,j,M)] = (float)((i-1) * M + j);
        }
    }
    cudaStat = cudaMalloc ((void**)&devPtrA, M*N*sizeof(*a));
    if (cudaStat != cudaSuccess) {
        printf ("device memory allocation failed");
        return EXIT_FAILURE;
    }
    stat = cublasCreate(&handle);
    if (stat != CUBLAS_STATUS_SUCCESS) {
        printf ("CUBLAS initialization failed\n");
        return EXIT_FAILURE;
    }
    stat = cublasSetMatrix (M, N, sizeof(*a), a, M, devPtrA, M);
    if (stat != CUBLAS_STATUS_SUCCESS) {
        printf ("data download failed");
        cudaFree (devPtrA);
        cublasDestroy(handle);
        return EXIT_FAILURE;
    }
    modify (handle, devPtrA, M, N, 2, 3, 16.0f, 12.0f);
    stat = cublasGetMatrix (M, N, sizeof(*a), devPtrA, M, a, M);
    if (stat != CUBLAS_STATUS_SUCCESS) {
        printf ("data upload failed");
        cudaFree (devPtrA);
        cublasDestroy(handle);
        return EXIT_FAILURE;
    }
    cudaFree (devPtrA);
    cublasDestroy(handle);
    for (j = 1; j <= N; j++) {
        for (i = 1; i <= M; i++) {
            printf ("%7.0f", a[IDX2F(i,j,M)]);
        }
        printf ("\n");
    }
    free(a);
    return EXIT_SUCCESS;
}
```

```

//Example 2. Application Using C and CUBLAS: 0-based indexing
//-----
#include <stdio.h>
#include <stdlib.h>
#include <math.h>
#include <cuda_runtime.h>
#include "cublas_v2.h"
#define M 6
#define N 5
#define IDX2C(i,j,ld) (((j)*(ld))+(i))

static __inline__ void modify (cublasHandle_t handle, float *m, int ldm, int
n, int p, int q, float alpha, float beta){
    cublasSscal (handle, n-p, &alpha, &m[IDX2C(p,q,ldm)], ldm);
    cublasSscal (handle, ldm-p, &beta, &m[IDX2C(p,q,ldm)], 1);
}

int main (void){
    cudaError_t cudaStat;
    cublasStatus_t stat;
    cublasHandle_t handle;
    int i, j;
    float* devPtrA;
    float* a = 0;
    a = (float *)malloc (M * N * sizeof (*a));
    if (!a) {
        printf ("host memory allocation failed");
        return EXIT_FAILURE;
    }
    for (j = 0; j < N; j++) {
        for (i = 0; i < M; i++) {
            a[IDX2C(i,j,M)] = (float)(i * M + j + 1);
        }
    }
    cudaStat = cudaMalloc ((void**)&devPtrA, M*N*sizeof(*a));
    if (cudaStat != cudaSuccess) {
        printf ("device memory allocation failed");
        return EXIT_FAILURE;
    }
    stat = cublasCreate(&handle);
    if (stat != CUBLAS_STATUS_SUCCESS) {
        printf ("CUBLAS initialization failed\n");
        return EXIT_FAILURE;
    }
    stat = cublasSetMatrix (M, N, sizeof(*a), a, M, devPtrA, M);
    if (stat != CUBLAS_STATUS_SUCCESS) {
        printf ("data download failed");
        cudaFree (devPtrA);
        cublasDestroy(handle);
        return EXIT_FAILURE;
    }
    modify (handle, devPtrA, M, N, 1, 2, 16.0f, 12.0f);
    stat = cublasGetMatrix (M, N, sizeof(*a), devPtrA, M, a, M);
    if (stat != CUBLAS_STATUS_SUCCESS) {
        printf ("data upload failed");
        cudaFree (devPtrA);
        cublasDestroy(handle);
        return EXIT_FAILURE;
    }
    cudaFree (devPtrA);
    cublasDestroy(handle);
    for (j = 0; j < N; j++) {
        for (i = 0; i < M; i++) {
            printf ("%7.0f", a[IDX2C(i,j,M)]);
        }
        printf ("\n");
    }
    free(a);
    return EXIT_SUCCESS;
}

```

Chapter 2.

USING THE CUBLAS API

2.1. General description

This section describes how to use the cuBLAS library API.

2.1.1. Error status

All cuBLAS library function calls return the error status `cublasStatus_t`.

2.1.2. cuBLAS context

The application must initialize the **handle** to the cuBLAS library context by calling the `cublasCreate()` function. Then, the is explicitly passed to every subsequent library function call. Once the application finishes using the library, it must call the function `cublasDestroy()` to release the resources associated with the cuBLAS library context.

This approach allows the user to explicitly control the library setup when using multiple host threads and multiple GPUs. For example, the application can use `cudaSetDevice()` to associate different devices with different host threads and in each of those host threads it can initialize a unique **handle** to the cuBLAS library context, which will use the particular device associated with that host thread. Then, the cuBLAS library function calls made with different **handle** will automatically dispatch the computation to different devices.

The device associated with a particular cuBLAS context is assumed to remain unchanged between the corresponding `cublasCreate()` and `cublasDestroy()` calls. In order for the cuBLAS library to use a different device in the same host thread, the application must set the new device to be used by calling `cudaSetDevice()` and then create another cuBLAS context, which will be associated with the new device, by calling `cublasCreate()`.

2.1.3. Thread Safety

The library is thread safe and its functions can be called from multiple host threads, even with the same `handle`. When multiple threads share the same handle, extreme care needs to be taken when the handle configuration is changed because that change will affect potentially subsequent CUBLAS calls in all threads. It is even more true for the destruction of the handle. So it is not recommended that multiple thread share the same CUBLAS handle.

2.1.4. Results reproducibility

By design, all CUBLAS API routines from a given toolkit version, generate the same bit-wise results at every run when executed on GPUs with the same architecture and the same number of SMs. However, bit-wise reproducibility is not guaranteed across toolkit version because the implementation might differ due to some implementation changes.

For some routines such as `cublas<t>symv` and `cublas<t>hemv`, an alternate significantly faster routines can be chosen using the routine `cublasSetAtomicMode()`. In that case, the results are not guaranteed to be bit-wise reproducible because atomics are used for the computation.

2.1.5. Scalar Parameters

There are two categories of the functions that use scalar parameters :

- ▶ functions that take **alpha** and/or **beta** parameters by reference on the host or the device as scaling factors, such as `gemm`
- ▶ functions that return a scalar result on the host or the device such as `amax()`, `amin`, `asum()`, `rotg()`, `rotmg()`, `dot()` and `nrm2()`.

For the functions of the first category, when the pointer mode is set to `CUBLAS_POINTER_MODE_HOST`, the scalar parameters **alpha** and/or **beta** can be on the stack or allocated on the heap. Underneath the CUDA kernels related to that functions will be launched with the value of **alpha** and/or **beta**. Therefore if they were allocated on the heap, they can be freed just after the return of the call even though the kernel launch is asynchronous. When the pointer mode is set to `CUBLAS_POINTER_MODE_DEVICE`, **alpha** and/or **beta** must be accessible on the device and their values should not be modified until the kernel is done. Note that since `cudaFree()` does an implicit `cudaDeviceSynchronize()`, `cudaFree()` can still be called on **alpha** and/or **beta** just after the call but it would defeat the purpose of using this pointer mode in that case.

For the functions of the second category, when the pointer mode is set to `CUBLAS_POINTER_MODE_HOST`, these functions blocks the CPU, until the GPU has completed its computation and the results has been copied back to the Host. When the pointer mode is set to `CUBLAS_POINTER_MODE_DEVICE`, these functions return immediately. In this case, similarly to matrix and vector results, the scalar result is ready only when execution of the routine on the GPU has completed. This requires proper synchronization in order to read the result from the host.

In either case, the pointer mode `CUBLAS_POINTER_MODE_DEVICE` allows the library functions to execute completely asynchronously from the Host even when `alpha` and/or `beta` are generated by a previous kernel. For example, this situation can arise when iterative methods for solution of linear systems and eigenvalue problems are implemented using the cuBLAS library.

2.1.6. Parallelism with Streams

If the application uses the results computed by multiple independent tasks, CUDA™ streams can be used to overlap the computation performed in these tasks.

The application can conceptually associate each stream with each task. In order to achieve the overlap of computation between the tasks, the user should create CUDA™ streams using the function `cudaStreamCreate()` and set the stream to be used by each individual cuBLAS library routine by calling `cublasSetStream()` just before calling the actual cuBLAS routine. Then, the computation performed in separate streams would be overlapped automatically when possible on the GPU. This approach is especially useful when the computation performed by a single task is relatively small and is not enough to fill the GPU with work.

We recommend using the new cuBLAS API with scalar parameters and results passed by reference in the device memory to achieve maximum overlap of the computation when using streams.

A particular application of streams, batching of multiple small kernels, is described in the following section.

2.1.7. Batching Kernels

In this section, we explain how to use streams to batch the execution of small kernels. For instance, suppose that we have an application where we need to make many small independent matrix-matrix multiplications with dense matrices.

It is clear that even with millions of small independent matrices we will not be able to achieve the same *GFLOPS* rate as with a one large matrix. For example, a single $n \times n$ large matrix-matrix multiplication performs n^3 operations for n^2 input size, while $1024 \times \frac{n}{32} \times \frac{n}{32}$ small matrix-matrix multiplications perform $1024 \left(\frac{n}{32}\right)^3 = \frac{n^3}{32}$ operations for the same input size. However, it is also clear that we can achieve a significantly better performance with many small independent matrices compared with a single small matrix.

The architecture family of GPUs allows us to execute multiple kernels simultaneously. Hence, in order to batch the execution of independent kernels, we can run each of them in a separate stream. In particular, in the above example we could create 1024 CUDA™ streams using the function `cudaStreamCreate()`, then preface each call to `cublas<t>gemm()` with a call to `cublasSetStream()` with a different stream for each of the matrix-matrix multiplications. This will ensure that when possible the different computations will be executed concurrently. Although the user can create many streams, in practice it is not possible to have more than 32 concurrent kernels executing at the same time.

2.1.8. Cache configuration

On some devices, L1 cache and shared memory use the same hardware resources. The cache configuration can be set directly with the CUDA Runtime function `cudaDeviceSetCacheConfig`. The cache configuration can also be set specifically for some functions using the routine `cudaFuncSetCacheConfig`. Please refer to the CUDA Runtime API documentation for details about the cache configuration settings.

Because switching from one configuration to another can affect kernels concurrency, the cuBLAS Library does not set any cache configuration preference and relies on the current setting. However, some cuBLAS routines, especially Level-3 routines, rely heavily on shared memory. Thus the cache preference setting might affect adversely their performance.

2.1.9. Static Library support

Starting with release 6.5, the cuBLAS Library is also delivered in a static form as `libcublas_static.a` on Linux and Mac OSes. The static cuBLAS library and all others static maths libraries depend on a common thread abstraction layer library called `libcublas.a`.

For example, on Linux, to compile a small application using cuBLAS, against the dynamic library, the following command can be used:

```
nvcc myCublasApp.c -lcublas -o myCublasApp
```

Whereas to compile against the static cuBLAS library, the following command must be used:

```
nvcc myCublasApp.c -lcublas_static -lcublas -o myCublasApp
```

It is also possible to use the native Host C++ compiler. Depending on the Host Operating system, some additional libraries like **pthread** or **dl** might be needed on the linking line. The following command on Linux is suggested :

```
g++ myCublasApp.c -lcublas_static -lcublas -lcudart_static -lpthread -ldl -I <cuda-toolkit-path>/include -L <cuda-toolkit-path>/lib64 -o myCublasApp
```

Note that in the latter case, the library **cuda** is not needed. The CUDA Runtime will try to open explicitly the **cuda** library if needed. In the case of a system which does not have the CUDA driver installed, this allows the application to gracefully manage this issue and potentially run if a CPU-only path is available.

2.1.10. GEMM Algorithms Numerical Behavior

Some GEMM algorithms split the computation along the dimension K to increase the GPU occupancy, especially when the dimension K is large compared to dimensions M and N. When this type of algorithms is chosen by the cuBLAS heuristics or explicitly by the user, the results of each split is summed deterministically into the resulting matrix to get the final result.

For the routines `cublas<t>gemmEx` and `cublasGemmEx`, when the compute type is greater than the output type, the sum of the splitted chunks can potentially lead to some intermediate overflows thus producing a final resulting matrix with some overflows. Those overflows might not have occurred if all the dot products had been accumulated in the compute type before being converted at the end in the output type.

This computation side-effect can be easily exposed when the computeType is `CUDA_R_32F` and Atype, Btype and Ctype are in `CUDA_R_16F`.

2.2. cuBLAS Datatypes Reference

2.2.1. cublasHandle_t

The `cublasHandle_t` type is a pointer type to an opaque structure holding the cuBLAS library context. The cuBLAS library context must be initialized using `cublasCreate()` and the returned handle must be passed to all subsequent library function calls. The context should be destroyed at the end using `cublasDestroy()`.

2.2.2. cublasStatus_t

The type is used for function status returns. All cuBLAS library functions return their status, which can have the following values.

Value	Meaning
<code>CUBLAS_STATUS_SUCCESS</code>	The operation completed successfully.
<code>CUBLAS_STATUS_NOT_INITIALIZED</code>	<p>The cuBLAS library was not initialized. This is usually caused by the lack of a prior <code>cublasCreate()</code> call, an error in the CUDA Runtime API called by the cuBLAS routine, or an error in the hardware setup.</p> <p>To correct: call <code>cublasCreate()</code> prior to the function call; and check that the hardware, an appropriate version of the driver, and the cuBLAS library are correctly installed.</p>
<code>CUBLAS_STATUS_ALLOC_FAILED</code>	<p>Resource allocation failed inside the cuBLAS library. This is usually caused by a <code>cudaMalloc()</code> failure.</p> <p>To correct: prior to the function call, deallocate previously allocated memory as much as possible.</p>
<code>CUBLAS_STATUS_INVALID_VALUE</code>	<p>An unsupported value or parameter was passed to the function (a negative vector size, for example).</p> <p>To correct: ensure that all the parameters being passed have valid values.</p>
<code>CUBLAS_STATUS_ARCH_MISMATCH</code>	The function requires a feature absent from the device architecture; usually caused by the lack of support for double precision.

Value	Meaning
	To correct: compile and run the application on a device with appropriate compute capability, which is 1.3 for double precision.
<code>CUBLAS_STATUS_MAPPING_ERROR</code>	An access to GPU memory space failed, which is usually caused by a failure to bind a texture. To correct: prior to the function call, unbind any previously bound textures.
<code>CUBLAS_STATUS_EXECUTION_FAILED</code>	The GPU program failed to execute. This is often caused by a launch failure of the kernel on the GPU, which can be caused by multiple reasons. To correct: check that the hardware, an appropriate version of the driver, and the cuBLAS library are correctly installed.
<code>CUBLAS_STATUS_INTERNAL_ERROR</code>	An internal cuBLAS operation failed. This error is usually caused by a <code>cudaMemcpyAsync()</code> failure. To correct: check that the hardware, an appropriate version of the driver, and the cuBLAS library are correctly installed. Also, check that the memory passed as a parameter to the routine is not being deallocated prior to the routine's completion.
<code>CUBLAS_STATUS_NOT_SUPPORTED</code>	The functionality requested is not supported
<code>CUBLAS_STATUS_LICENSE_ERROR</code>	The functionality requested requires some license and an error was detected when trying to check the current licensing. This error can happen if the license is not present or is expired or if the environment variable <code>NVIDIA_LICENSE_FILE</code> is not set properly.

2.2.3. `cublasOperation_t`

The `cublasOperation_t` type indicates which operation needs to be performed with the dense matrix. Its values correspond to Fortran characters '`N`' or '`n`' (non-transpose), '`T`' or '`t`' (transpose) and '`C`' or '`c`' (conjugate transpose) that are often used as parameters to legacy BLAS implementations.

Value	Meaning
<code>CUBLAS_OP_N</code>	the non-transpose operation is selected
<code>CUBLAS_OP_T</code>	the transpose operation is selected
<code>CUBLAS_OP_C</code>	the conjugate transpose operation is selected

2.2.4. `cublasFillMode_t`

The type indicates which part (lower or upper) of the dense matrix was filled and consequently should be used by the function. Its values correspond to Fortran characters

'L' or 'l' (lower) and 'U' or 'u' (upper) that are often used as parameters to legacy BLAS implementations.

Value	Meaning
CUBLAS_FILL_MODE_LOWER	the lower part of the matrix is filled
CUBLAS_FILL_MODE_UPPER	the upper part of the matrix is filled

2.2.5. cublasDiagType_t

The type indicates whether the main diagonal of the dense matrix is unity and consequently should not be touched or modified by the function. Its values correspond to Fortran characters 'N' or 'n' (non-unit) and 'U' or 'u' (unit) that are often used as parameters to legacy BLAS implementations.

Value	Meaning
CUBLAS_DIAG_NON_UNIT	the matrix diagonal has non-unit elements
CUBLAS_DIAG_UNIT	the matrix diagonal has unit elements

2.2.6. cublasSideMode_t

The type indicates whether the dense matrix is on the left or right side in the matrix equation solved by a particular function. Its values correspond to Fortran characters 'L' or 'l' (left) and 'R' or 'r' (right) that are often used as parameters to legacy BLAS implementations.

Value	Meaning
CUBLAS_SIDE_LEFT	the matrix is on the left side in the equation
CUBLAS_SIDE_RIGHT	the matrix is on the right side in the equation

2.2.7. cublasPointerMode_t

The **cublasPointerMode_t** type indicates whether the scalar values are passed by reference on the host or device. It is important to point out that if several scalar values are present in the function call, all of them must conform to the same single pointer mode. The pointer mode can be set and retrieved using **cublasSetPointerMode()** and **cublasGetPointerMode()** routines, respectively.

Value	Meaning
CUBLAS_POINTER_MODE_HOST	the scalars are passed by reference on the host
CUBLAS_POINTER_MODE_DEVICE	the scalars are passed by reference on the device

2.2.8. cublasAtomicMode_t

The type indicates whether cuBLAS routines which has an alternate implementation using atomics can be used. The atomics mode can be set and queried using `cuBLASAtomicMode_t` routines, respectively.

Value	Meaning
<code>CUBLAS_ATOMICS_NOT_ALLOWED</code>	the usage of atomics is not allowed
<code>CUBLAS_ATOMICS_ALLOWED</code>	the usage of atomics is allowed

2.2.9. cublasGemmAlgo_t

`cublasGemmAlgo_t` type is an enumerant to specify the algorithm for matrix-matrix multiplication. It is used to run `cublasGemmEx` routine with specific algorithm. CUBLAS has the following algorithm options.

Value	Meaning
<code>CUBLAS_GEMM_DEFAULT</code>	Apply Heuristics to select the GEMM algorithm
<code>CUBLAS_GEMM_ALGO0</code> to <code>CUBLAS_GEMM_ALGO23</code>	Explicitly choose an Algorithm [0,23]
<code>CUBLAS_GEMM_DEFAULT_TENSOR_OP</code>	Apply Heuristics to select the GEMM algorithm, and allow the use of Tensor Core operations when possible
<code>CUBLAS_GEMM_ALGO0_TENSOR_OP</code> to <code>CUBLAS_GEMM_ALGO15_TENSOR_OP</code>	Explicitly choose a GEMM Algorithm [0,15] while allowing the use of Tensor Core operations when possible

2.2.10. cublasMath_t

`cublasMath_t` enumerate type is used in `cublasSetMathMode` to choose whether or not to use Tensor Core operations in the library by setting the math mode to either `CUBLAS_TENSOR_OP_MATH` or `CUBLAS_DEFAULT_MATH`.

Value	Meaning
<code>CUBLAS_DEFAULT_MATH</code>	Prevent the library from using Tensor Core operations
<code>CUBLAS_TENSOR_OP_MATH</code>	Allows the library to use Tensor Core operations whenever possible

2.3. CUDA Datatypes Reference

The chapter describes types shared by multiple CUDA Libraries and defined in the header file `library_types.h`.

2.3.1. cudaDataType_t

The **cudaDataType_t** type is an enumerator to specify the data precision. It is used when the data reference does not carry the type itself (e.g void *)

For example, it is used in the routine **cublasSgemvEx**.

Value	Meaning
CUDA_R_16F	the data type is 16-bit floating-point
CUDA_C_16F	the data type is 16-bit complex floating-point
CUDA_R_32F	the data type is 32-bit floating-point
CUDA_C_32F	the data type is 32-bit complex floating-point
CUDA_R_64F	the data type is 64-bit floating-point
CUDA_C_64F	the data type is 64-bit complex floating-point
CUDA_R_8I	the data type is 8-bit signed integer
CUDA_C_8I	the data type is 8-bit complex signed integer
CUDA_R_8U	the data type is 8-bit unsigned integer
CUDA_C_8U	the data type is 8-bit complex unsigned integer

2.3.2. libraryPropertyType_t

The **libraryPropertyType_t** is used as a parameter to specify which property is requested when using the routine **cublasGetProperty**

Value	Meaning
MAJOR_VERSION	enumerator to query the major version
MINOR_VERSION	enumerator to query the minor version
PATCH_LEVEL	number to identify the patch level

2.4. cuBLAS Helper Function Reference

2.4.1. cublasCreate()

```
cublasStatus_t
cublasCreate(cublasHandle_t *handle)
```

This function initializes the CUBLAS library and creates a handle to an opaque structure holding the CUBLAS library context. It allocates hardware resources on the host and device and must be called prior to making any other CUBLAS library calls. The CUBLAS library context is tied to the current CUDA device. To use the library on multiple devices, one CUBLAS handle needs to be created for each device. Furthermore, for a

given device, multiple CUBLAS handles with different configuration can be created. Because **cublasCreate** allocates some internal resources and the release of those resources by calling **cublasDestroy** will implicitly call **cublasDeviceSynchronize**, it is recommended to minimize the number of **cublasCreate/cublasDestroy** occurrences. For multi-threaded applications that use the same device from different threads, the recommended programming model is to create one CUBLAS handle per thread and use that CUBLAS handle for the entire life of the thread.

Return Value	Meaning
CUBLAS_STATUS_SUCCESS	the initialization succeeded
CUBLAS_STATUS_NOT_INITIALIZED	the CUDA™ Runtime initialization failed
CUBLAS_STATUS_ALLOC_FAILED	the resources could not be allocated

2.4.2. cublasDestroy()

```
cublasStatus_t
cublasDestroy(cublasHandle_t handle)
```

This function releases hardware resources used by the CUBLAS library. This function is usually the last call with a particular handle to the CUBLAS library. Because **cublasCreate** allocates some internal resources and the release of those resources by calling **cublasDestroy** will implicitly call **cublasDeviceSynchronize**, it is recommended to minimize the number of **cublasCreate/cublasDestroy** occurrences.

Return Value	Meaning
CUBLAS_STATUS_SUCCESS	the shut down succeeded
CUBLAS_STATUS_NOT_INITIALIZED	the library was not initialized

2.4.3. cublasGetVersion()

```
cublasStatus_t
cublasGetVersion(cublasHandle_t handle, int *version)
```

This function returns the version number of the cuBLAS library.

Return Value	Meaning
CUBLAS_STATUS_SUCCESS	the operation completed successfully
CUBLAS_STATUS_NOT_INITIALIZED	the library was not initialized

2.4.4. cublasGetProperty()

```
cublasStatus_t
cublasGetProperty(libraryPropertyType type, int *value)
```

This function returns the value of the requested property in memory pointed to by value. Refer to **libraryPropertyType** for supported types.

Return Value	Meaning
CUBLAS_STATUS_SUCCESS	The operation completed successfully

Return Value	Meaning
CUBLAS_STATUS_INVALID_VALUE	Invalid type value

2.4.5. cublasSetStream()

```
cublasStatus_t
cublasSetStream(cublasHandle_t handle, cudaStream_t streamId)
```

This function sets the cuBLAS library stream, which will be used to execute all subsequent calls to the cuBLAS library functions. If the cuBLAS library stream is not set, all kernels use the *default* **NULL** stream. In particular, this routine can be used to change the stream between kernel launches and then to reset the cuBLAS library stream back to **NULL**.

Return Value	Meaning
CUBLAS_STATUS_SUCCESS	the stream was set successfully
CUBLAS_STATUS_NOT_INITIALIZED	the library was not initialized

2.4.6. cublasGetStream()

```
cublasStatus_t
cublasGetStream(cublasHandle_t handle, cudaStream_t *streamId)
```

This function gets the cuBLAS library stream, which is being used to execute all calls to the cuBLAS library functions. If the cuBLAS library stream is not set, all kernels use the *default* **NULL** stream.

Return Value	Meaning
CUBLAS_STATUS_SUCCESS	the stream was returned successfully
CUBLAS_STATUS_NOT_INITIALIZED	the library was not initialized

2.4.7. cublasGetPointerMode()

```
cublasStatus_t
cublasGetPointerMode(cublasHandle_t handle, cublasPointerMode_t *mode)
```

This function obtains the pointer mode used by the cuBLAS library. Please see the section on the **cublasPointerMode_t** type for more details.

Return Value	Meaning
CUBLAS_STATUS_SUCCESS	the pointer mode was obtained successfully
CUBLAS_STATUS_NOT_INITIALIZED	the library was not initialized

2.4.8. cublasSetPointerMode()

```
cublasStatus_t
cublasSetPointerMode(cublasHandle_t handle, cublasPointerMode_t mode)
```

This function sets the pointer mode used by the cuBLAS library. The *default* is for the values to be passed by reference on the host. Please see the section on the `cudaPointerMode_t` type for more details.

Return Value	Meaning
CUBLAS_STATUS_SUCCESS	the pointer mode was set successfully
CUBLAS_STATUS_NOT_INITIALIZED	the library was not initialized

2.4.9. cublasSetVector()

```

cublasStatus_t
cublasSetVector(int n, int elemSize,
                const void *x, int incx, void *y, int incy)

```

This function copies **n** elements from a vector **x** in host memory space to a vector **y** in GPU memory space. Elements in both vectors are assumed to have a size of **elemSize** bytes. The storage spacing between consecutive elements is given by **incx** for the source vector **x** and by **incy** for the destination vector **y**.

In general, **y** points to an object, or part of an object, that was allocated via `cudaMalloc()`. Since column-major format for two-dimensional matrices is assumed, if a vector is part of a matrix, a vector increment equal to **1** accesses a (partial) column of that matrix. Similarly, using an increment equal to the leading dimension of the matrix results in accesses to a (partial) row of that matrix.

Return Value	Meaning
CUBLAS_STATUS_SUCCESS	the operation completed successfully
CUBLAS_STATUS_NOT_INITIALIZED	the library was not initialized
CUBLAS_STATUS_INVALID_VALUE	the parameters incx , incy , elemSize <= 0
CUBLAS_STATUS_MAPPING_ERROR	there was an error accessing GPU memory

2.4.10. cublasGetVector()

```

cublasStatus_t
cublasGetVector(int n, int elemSize,
                const void *x, int incx, void *y, int incy)

```

This function copies **n** elements from a vector **x** in GPU memory space to a vector **y** in host memory space. Elements in both vectors are assumed to have a size of **elemSize** bytes. The storage spacing between consecutive elements is given by **incx** for the source vector and **incy** for the destination vector **y**.

In general, **x** points to an object, or part of an object, that was allocated via `cudaMalloc()`. Since column-major format for two-dimensional matrices is assumed, if a vector is part of a matrix, a vector increment equal to **1** accesses a (partial) column of that matrix. Similarly, using an increment equal to the leading dimension of the matrix results in accesses to a (partial) row of that matrix.

Return Value	Meaning
CUBLAS_STATUS_SUCCESS	the operation completed successfully
CUBLAS_STATUS_NOT_INITIALIZED	the library was not initialized
CUBLAS_STATUS_INVALID_VALUE	the parameters <code>incx</code> , <code>incy</code> , <code>elemSize</code> ≤ 0
CUBLAS_STATUS_MAPPING_ERROR	there was an error accessing GPU memory

2.4.11. cublasSetMatrix()

```

cublasStatus_t
cublasSetMatrix(int rows, int cols, int elemSize,
               const void *A, int lda, void *B, int ldb)

```

This function copies a tile of **rows** x **cols** elements from a matrix **A** in host memory space to a matrix **B** in GPU memory space. It is assumed that each element requires storage of **elemSize** bytes and that both matrices are stored in column-major format, with the leading dimension of the source matrix **A** and destination matrix **B** given in **lda** and **ldb**, respectively. The leading dimension indicates the number of rows of the allocated matrix, even if only a submatrix of it is being used. In general, **B** is a device pointer that points to an object, or part of an object, that was allocated in GPU memory space via **cublasAlloc()**.

Return Value	Meaning
CUBLAS_STATUS_SUCCESS	the operation completed successfully
CUBLAS_STATUS_NOT_INITIALIZED	the library was not initialized
CUBLAS_STATUS_INVALID_VALUE	the parameters <code>rows</code> , <code>cols</code> < 0 or <code>elemSize</code> , <code>lda</code> , <code>ldb</code> ≤ 0
CUBLAS_STATUS_MAPPING_ERROR	there was an error accessing GPU memory

2.4.12. cublasGetMatrix()

```

cublasStatus_t
cublasGetMatrix(int rows, int cols, int elemSize,
               const void *A, int lda, void *B, int ldb)

```

This function copies a tile of **rows** x **cols** elements from a matrix **A** in GPU memory space to a matrix **B** in host memory space. It is assumed that each element requires storage of **elemSize** bytes and that both matrices are stored in column-major format, with the leading dimension of the source matrix **A** and destination matrix **B** given in **lda** and **ldb**, respectively. The leading dimension indicates the number of rows of the allocated matrix, even if only a submatrix of it is being used. In general, **A** is a device pointer that points to an object, or part of an object, that was allocated in GPU memory space via **cublasAlloc()**.

Return Value	Meaning
CUBLAS_STATUS_SUCCESS	the operation completed successfully
CUBLAS_STATUS_NOT_INITIALIZED	the library was not initialized

Return Value	Meaning
CUBLAS_STATUS_INVALID_VALUE	the parameters <code>rows</code> , <code>cols</code> <0 or <code>elemSize</code> , <code>lda</code> , <code>ldb</code> <=0
CUBLAS_STATUS_MAPPING_ERROR	there was an error accessing GPU memory

2.4.13. cublasSetVectorAsync()

```
cublasStatus_t
cublasSetVectorAsync(int n, int elemSize, const void *hostPtr, int incx,
                    void *devicePtr, int incy, cudaStream_t stream)
```

This function has the same functionality as **cublasSetVector()**, with the exception that the data transfer is done asynchronously (with respect to the host) using the given CUDA™ stream parameter.

Return Value	Meaning
CUBLAS_STATUS_SUCCESS	the operation completed successfully
CUBLAS_STATUS_NOT_INITIALIZED	the library was not initialized
CUBLAS_STATUS_INVALID_VALUE	the parameters <code>incx</code> , <code>incy</code> , <code>elemSize</code> <=0
CUBLAS_STATUS_MAPPING_ERROR	there was an error accessing GPU memory

2.4.14. cublasGetVectorAsync()

```
cublasStatus_t
cublasGetVectorAsync(int n, int elemSize, const void *devicePtr, int incx,
                    void *hostPtr, int incy, cudaStream_t stream)
```

This function has the same functionality as **cublasGetVector()**, with the exception that the data transfer is done asynchronously (with respect to the host) using the given CUDA™ stream parameter.

Return Value	Meaning
CUBLAS_STATUS_SUCCESS	the operation completed successfully
CUBLAS_STATUS_NOT_INITIALIZED	the library was not initialized
CUBLAS_STATUS_INVALID_VALUE	the parameters <code>incx</code> , <code>incy</code> , <code>elemSize</code> <=0
CUBLAS_STATUS_MAPPING_ERROR	there was an error accessing GPU memory

2.4.15. cublasSetMatrixAsync()

```
cublasStatus_t
cublasSetMatrixAsync(int rows, int cols, int elemSize, const void *A,
                    int lda, void *B, int ldb, cudaStream_t stream)
```

This function has the same functionality as **cublasSetMatrix()**, with the exception that the data transfer is done asynchronously (with respect to the host) using the given CUDA™ stream parameter.

Return Value	Meaning
CUBLAS_STATUS_SUCCESS	the operation completed successfully
CUBLAS_STATUS_NOT_INITIALIZED	the library was not initialized
CUBLAS_STATUS_INVALID_VALUE	the parameters <code>rows</code> , <code>cols</code> <0 or <code>elemSize</code> , <code>lda</code> , <code>ldb</code> <=0
CUBLAS_STATUS_MAPPING_ERROR	there was an error accessing GPU memory

2.4.16. cublasGetMatrixAsync()

```
cublasStatus_t
cublasGetMatrixAsync(int rows, int cols, int elemSize, const void *A,
                    int lda, void *B, int ldb, cudaStream_t stream)
```

This function has the same functionality as `cublasGetMatrix()`, with the exception that the data transfer is done asynchronously (with respect to the host) using the given CUDA™ stream parameter.

Return Value	Meaning
CUBLAS_STATUS_SUCCESS	the operation completed successfully
CUBLAS_STATUS_NOT_INITIALIZED	the library was not initialized
CUBLAS_STATUS_INVALID_VALUE	the parameters <code>rows</code> , <code>cols</code> <0 or <code>elemSize</code> , <code>lda</code> , <code>ldb</code> <=0
CUBLAS_STATUS_MAPPING_ERROR	there was an error accessing GPU memory

2.4.17. cublasSetAtomicMode()

```
cublasStatus_t cublasSetAtomicMode(cublasHandle_t handle, cublasAtomicMode_t mode)
```

Some routines like `cublas<t>symv` and `cublas<t>hemv` have an alternate implementation that use atomics to cumulate results. This implementation is generally significantly faster but can generate results that are not strictly identical from one run to the others. Mathematically, those different results are not significant but when debugging those differences can be prejudicial.

This function allows or disallows the usage of atomics in the cuBLAS library for all routines which have an alternate implementation. When not explicitly specified in the documentation of any cuBLAS routine, it means that this routine does not have an alternate implementation that use atomics. When atomics mode is disabled, each cuBLAS routine should produce the same results from one run to the other when called with identical parameters on the same Hardware.

The value of the atomics mode is CUBLASATOMICSNOTALLOWED. Please see the section on the type for more details.

Return Value	Meaning
CUBLAS_STATUS_SUCCESS	the atomics mode was set successfully

Return Value	Meaning
CUBLAS_STATUS_NOT_INITIALIZED	the library was not initialized

2.4.18. cublasGetAtomicMode()

```
cublasStatus_t cublasGetAtomicMode(cublasHandle_t handle, cublasAtomicMode_t *mode)
```

This function queries the atomic mode of a specific cuBLAS context.

The value of the atomics mode is CUBLASATOMICSNOTALLOWED. Please see the section on the type for more details.

Return Value	Meaning
CUBLAS_STATUS_SUCCESS	the atomics mode was queried successfully
CUBLAS_STATUS_NOT_INITIALIZED	the library was not initialized

2.4.19. cublasSetMathMode()

```
cublasStatus_t cublasSetMathMode(cublasHandle_t handle, cublasMath_t mode)
```

The cublasSetMathMode function enables you to choose whether or not to use Tensor Core operations in the library by setting the math mode to either CUBLAS_TENSOR_OP_MATH or CUBLAS_DEFAULT_MATH. Tensor Core operations perform parallel floating point accumulation of multiple floating point products. Setting the math mode to CUBLAS_TENSOR_OP_MATH indicates that the library will use Tensor Core operations in the functions: cublasHgemm(), cublasGemmEx, cublasSgemmEx(), cublasHgemmBatched() and cublasHgemmStridedBatched(). The math mode default is CUBLAS_DEFAULT_MATH, this default indicates that the Tensor Core operations will be avoided by the library. The default mode is a serialized operation, the Tensor Core operations are parallelized, thus the two might result in slight different numerical results due to the different sequencing of operations. Note: The library falls back to the default math mode when Tensor Core operations are not supported or not permitted.

Atype/ Btype	Ctype	computeType	alpha / beta	Supported Functions when CUBLAS_TENSOR_OP_MATH is set
CUDA_R_16F	CUDA_R_32F	CUDA_R_32F	CUDA_R_32F	cublasGemmEx(), cublasSgemmEx(), cublasGemmBatchedEx(), cublasGemmStridedBatchedEx()
CUDA_R_16F	CUDA_R_16F	CUDA_R_32F	CUDA_R_32F	cublasGemmEx(), cublasSgemmEx(), cublasGemmBatchedEx(), cublasGemmStridedBatchedEx()
CUDA_R_16F	CUDA_R_16F	CUDA_R_16F	CUDA_R_16F	cublasHgemm(), cublasHgemmBatched() , cublasHgemmStridedBatched()
CUDA_R_32F	CUDA_R_32F	CUDA_R_32F	CUDA_R_32F	cublasSgemm(), cublasGemmEx(), cublasSgemmEx(), cublasGemmBatchedEx(), cublasGemmStridedBatchedEx() NOTE:

Atype/ Btype	Ctype	computeType	alpha / beta	Supported Functions when CUBLAS_TENSOR_OP_MATH is set
				A conversion from CUDA_R_32F to CUDA_R_16F with round to nearest on the input values A/B is performed when Tensor Core operations are used

Return Value	Meaning
CUBLAS_STATUS_SUCCESS	the math mode was set successfully.
CUBLAS_STATUS_INVALID_VALUE	an invalid value for mode was specified.
CUBLAS_STATUS_NOT_INITIALIZED	the library was not initialized.

2.4.20. cublasGetMathMode()

```
cublasStatus_t cublasGetMathMode(cublasHandle_t handle, cublasMath_t *mode)
```

This function returns the math mode used by the library routines.

Return Value	Meaning
CUBLAS_STATUS_SUCCESS	the math type was returned successfully.
CUBLAS_STATUS_INVALID_VALUE	if mode is NULL.
CUBLAS_STATUS_NOT_INITIALIZED	the library was not initialized.

2.4.21. cublasLoggerConfigure()

```
cudnnStatus_t cublasLoggerConfigure(
    int          logIsOn,
    int          logToStdOut,
    int          logToStdErr,
    const char*  logFileName)
```

This function Configures logging during runtime. Besides this type of configuration, it is possible to configure logging with special environment variables which will be checked by libcublas:

- ▶ CUBLAS_LOGINFO_DBG - Setup env. variable to "1" means turn on logging (by default logging is off).
- ▶ CUBLAS_LOGDEST_DBG - Setup env. variable encodes how to log. "stdout", "stderr" means to output log messages to stdout or stderr, respectively. In the other case, it specifies "filename" of file.

Parameters

logIsOn

Input. Turn on/off logging completely. By default is off, but is turned on by calling **cublasSetLoggerCallback** to user defined callback function.

logToStdOut

Input. Turn on/off logging to standard error I/O stream. By default is off.

logToStdErr

Input. Turn on/off logging to standard error I/O stream. By default is off.

logFileName

Input. Turn on/off logging to file in filesystem specified by it's name.
 cublasLoggerConfigure copy content of logFileName. You should provide null pointer if you're not interested in this type of logging.

Returns

CUBLAS_STATUS_SUCCESS

Success.

2.4.22. cublasGetLoggerCallback()

```

cudnnStatus_t cublasGetLoggerCallback(
    cublasLogCallback* userCallback)

```

This function retrieves function pointer to installed previously custom user defined callback function via cublasSetLoggerCallback or zero otherwise.

Parameters**userCallback**

Output. Pointer to user defined callback function.

Returns

CUBLAS_STATUS_SUCCESS

Success.

2.4.23. cublasSetLoggerCallback()

```

cudnnStatus_t cublasSetLoggerCallback(
    cublasLogCallback userCallback)

```

This function installs a custom user defined callback function via cublas C public API.

Parameters**userCallback**

Input. Pointer to user defined callback function.

Returns

CUBLAS_STATUS_SUCCESS

Success.

2.5. cuBLAS Level-1 Function Reference

In this chapter we describe the Level-1 Basic Linear Algebra Subprograms (BLAS1) functions that perform scalar and vector based operations. We will use abbreviations *<type>* for type and *<t>* for the corresponding short type to make a more concise and

clear presentation of the implemented functions. Unless otherwise specified $\langle type \rangle$ and $\langle t \rangle$ have the following meanings:

$\langle type \rangle$	$\langle t \rangle$	Meaning
float	's' or 'S'	real single-precision
double	'd' or 'D'	real double-precision
cuComplex	'c' or 'C'	complex single-precision
cuDoubleComplex	'z' or 'Z'	complex double-precision

When the parameters and returned values of the function differ, which sometimes happens for complex input, the $\langle t \rangle$ can also have the following meanings 'Sc', 'Cs', 'Dz' and 'Zd'.

The abbreviation **Re(.)** and **Im(.)** will stand for the real and imaginary part of a number, respectively. Since imaginary part of a real number does not exist, we will consider it to be zero and can usually simply discard it from the equation where it is being used. Also, the $\bar{\alpha}$ will denote the complex conjugate of α .

In general throughout the documentation, the lower case Greek symbols α and β will denote scalars, lower case English letters in bold type **x** and **y** will denote vectors and capital English letters *A*, *B* and *C* will denote matrices.

2.5.1. cublasI<t>amax()

```

cublasStatus_t cublasIsamax(cublasHandle_t handle, int n,
                           const float *x, int incx, int *result)
cublasStatus_t cublasIdamax(cublasHandle_t handle, int n,
                           const double *x, int incx, int *result)
cublasStatus_t cublasIcamax(cublasHandle_t handle, int n,
                           const cuComplex *x, int incx, int *result)
cublasStatus_t cublasIzamax(cublasHandle_t handle, int n,
                           const cuDoubleComplex *x, int incx, int *result)

```

This function finds the (smallest) index of the element of the maximum magnitude. Hence, the result is the first i such that $|\text{Im}(x[j])| + |\text{Re}(x[j])|$ is maximum for $i = 1, \dots, n$ and $j = 1 + (i - 1) * \text{incx}$. Notice that the last equation reflects 1-based indexing used for compatibility with Fortran.

Param.	Memory	In/out	Meaning
handle		input	handle to the cuBLAS library context.
n		input	number of elements in the vector x .
x	device	input	$\langle type \rangle$ vector with elements.
incx		input	stride between consecutive elements of x .
result	host or device	output	the resulting index, which is 0 if $n, \text{incx} \leq 0$.

The possible error values returned by this function and their meanings are listed below.

Error Value	Meaning
CUBLAS_STATUS_SUCCESS	the operation completed successfully
CUBLAS_STATUS_NOT_INITIALIZED	the library was not initialized
CUBLAS_STATUS_ALLOC_FAILED	the reduction buffer could not be allocated
CUBLAS_STATUS_ARCH_MISMATCH	the device does not support double-precision
CUBLAS_STATUS_EXECUTION_FAILED	the function failed to launch on the GPU

For references please refer to:

[isamax](#), [idamax](#), [icamax](#), [izamax](#)

2.5.2. cublasI<t>amin()

```

cublasStatus_t cublasIsamin(cublasHandle_t handle, int n,
                           const float *x, int incx, int *result)
cublasStatus_t cublasIdamin(cublasHandle_t handle, int n,
                           const double *x, int incx, int *result)
cublasStatus_t cublasIcamin(cublasHandle_t handle, int n,
                           const cuComplex *x, int incx, int *result)
cublasStatus_t cublasIzamin(cublasHandle_t handle, int n,
                           const cuDoubleComplex *x, int incx, int *result)

```

This function finds the (smallest) index of the element of the minimum magnitude.

Hence, the result is the first i such that $|\text{Im}(x[j])| + |\text{Re}(x[j])|$ is minimum for $i = 1, \dots, n$ and $j = 1 + (i - 1) * \text{incx}$. Notice that the last equation reflects 1-based indexing used for compatibility with Fortran.

Param.	Memory	In/out	Meaning
handle		input	handle to the cuBLAS library context.
n		input	number of elements in the vector \mathbf{x} .
x	device	input	<type> vector with elements.
incx		input	stride between consecutive elements of \mathbf{x} .
result	host or device	output	the resulting index, which is 0 if $n, \text{incx} \leq 0$.

The possible error values returned by this function and their meanings are listed below.

Error Value	Meaning
CUBLAS_STATUS_SUCCESS	the operation completed successfully
CUBLAS_STATUS_NOT_INITIALIZED	the library was not initialized
CUBLAS_STATUS_ALLOC_FAILED	the reduction buffer could not be allocated
CUBLAS_STATUS_ARCH_MISMATCH	the device does not support double-precision
CUBLAS_STATUS_EXECUTION_FAILED	the function failed to launch on the GPU

For references please refer to:

isamin

2.5.3. cublas<t>asum()

```

cublasStatus_t cublasSasum(cublasHandle_t handle, int n,
                           const float *x, int incx, float *result)
cublasStatus_t cublasDasum(cublasHandle_t handle, int n,
                           const double *x, int incx, double *result)
cublasStatus_t cublasScasum(cublasHandle_t handle, int n,
                           const cuComplex *x, int incx, float *result)
cublasStatus_t cublasDzasum(cublasHandle_t handle, int n,
                           const cuDoubleComplex *x, int incx, double *result)

```

This function computes the sum of the absolute values of the elements of vector **x**.

Hence, the result is $\sum_{i=1}^n |\text{Im}(x[j])| + |\text{Re}(x[j])|$ where $j = 1 + (i - 1) * \text{incx}$. Notice that the last equation reflects 1-based indexing used for compatibility with Fortran.

Param.	Memory	In/out	Meaning
handle		input	handle to the cuBLAS library context.
n		input	number of elements in the vector x .
x	device	input	<type> vector with elements.
incx		input	stride between consecutive elements of x .
result	host or device	output	the resulting index, which is 0.0 if $n, \text{incx} \leq 0$.

The possible error values returned by this function and their meanings are listed below.

Error Value	Meaning
CUBLAS_STATUS_SUCCESS	the operation completed successfully
CUBLAS_STATUS_NOT_INITIALIZED	the library was not initialized
CUBLAS_STATUS_ALLOC_FAILED	the reduction buffer could not be allocated
CUBLAS_STATUS_ARCH_MISMATCH	the device does not support double-precision
CUBLAS_STATUS_EXECUTION_FAILED	the function failed to launch on the GPU

For references please refer to:

[sasum](#), [dasum](#), [scasum](#), [dzasum](#)

2.5.4. cublas<t>axpy()

```

cublasStatus_t cublasSaxpy(cublasHandle_t handle, int n,
                          const float *alpha,
                          const float *x, int incx,
                          float *y, int incy)
cublasStatus_t cublasDaxpy(cublasHandle_t handle, int n,
                          const double *alpha,
                          const double *x, int incx,
                          double *y, int incy)
cublasStatus_t cublasCaxpy(cublasHandle_t handle, int n,
                          const cuComplex *alpha,
                          const cuComplex *x, int incx,
                          cuComplex *y, int incy)
cublasStatus_t cublasZaxpy(cublasHandle_t handle, int n,
                          const cuDoubleComplex *alpha,
                          const cuDoubleComplex *x, int incx,
                          cuDoubleComplex *y, int incy)

```

This function multiplies the vector \mathbf{x} by the scalar α and adds it to the vector \mathbf{y} overwriting the latest vector with the result. Hence, the performed operation is $\mathbf{y}[j] = \alpha \times \mathbf{x}[k] + \mathbf{y}[j]$ for $i = 1, \dots, n$, $k = 1 + (i - 1) * \text{incx}$ and $j = 1 + (i - 1) * \text{incy}$. Notice that the last two equations reflect 1-based indexing used for compatibility with Fortran.

Param.	Memory	In/out	Meaning
handle		input	handle to the cuBLAS library context.
alpha	host or device	input	<type> scalar used for multiplication.
n		input	number of elements in the vector \mathbf{x} and \mathbf{y} .
x	device	input	<type> vector with n elements.
incx		input	stride between consecutive elements of \mathbf{x} .
y	device	in/out	<type> vector with n elements.
incy		input	stride between consecutive elements of \mathbf{y} .

The possible error values returned by this function and their meanings are listed below.

Error Value	Meaning
CUBLAS_STATUS_SUCCESS	the operation completed successfully
CUBLAS_STATUS_NOT_INITIALIZED	the library was not initialized
CUBLAS_STATUS_ARCH_MISMATCH	the device does not support double-precision
CUBLAS_STATUS_EXECUTION_FAILED	the function failed to launch on the GPU

For references please refer to:

[saxpy](#), [daxpy](#), [caxpy](#), [zaxpy](#)

2.5.5. cublas<t>copy()

```

cublasStatus_t cublasScopy(cublasHandle_t handle, int n,
                           const float *x, int incx,
                           float *y, int incy)
cublasStatus_t cublasDcopy(cublasHandle_t handle, int n,
                           const double *x, int incx,
                           double *y, int incy)
cublasStatus_t cublasCcopy(cublasHandle_t handle, int n,
                           const cuComplex *x, int incx,
                           cuComplex *y, int incy)
cublasStatus_t cublasZcopy(cublasHandle_t handle, int n,
                           const cuDoubleComplex *x, int incx,
                           cuDoubleComplex *y, int incy)

```

This function copies the vector \mathbf{x} into the vector \mathbf{y} . Hence, the performed operation is $y[j] = x[k]$ for $i = 1, \dots, n$, $k = 1 + (i - 1) * \text{incx}$ and $j = 1 + (i - 1) * \text{incy}$. Notice that the last two equations reflect 1-based indexing used for compatibility with Fortran.

Param.	Memory	In/out	Meaning
handle		input	handle to the cuBLAS library context.
n		input	number of elements in the vector \mathbf{x} and \mathbf{y} .
x	device	input	<type> vector with n elements.
incx		input	stride between consecutive elements of \mathbf{x} .
y	device	output	<type> vector with n elements.
incy		input	stride between consecutive elements of \mathbf{y} .

The possible error values returned by this function and their meanings are listed below.

Error Value	Meaning
CUBLAS_STATUS_SUCCESS	the operation completed successfully
CUBLAS_STATUS_NOT_INITIALIZED	the library was not initialized
CUBLAS_STATUS_ARCH_MISMATCH	the device does not support double-precision
CUBLAS_STATUS_EXECUTION_FAILED	the function failed to launch on the GPU

For references please refer to:

[scopy](#), [dcopy](#), [ccopy](#), [zcopy](#)

2.5.6. cublas<t>dot()

```

cublasStatus_t cublasSdot (cublasHandle_t handle, int n,
                          const float *x, int incx,
                          const float *y, int incy,
                          float *result)
cublasStatus_t cublasDdot (cublasHandle_t handle, int n,
                          const double *x, int incx,
                          const double *y, int incy,
                          double *result)
cublasStatus_t cublasCdotu (cublasHandle_t handle, int n,
                          const cuComplex *x, int incx,
                          const cuComplex *y, int incy,
                          cuComplex *result)
cublasStatus_t cublasCdotc (cublasHandle_t handle, int n,
                          const cuComplex *x, int incx,
                          const cuComplex *y, int incy,
                          cuComplex *result)
cublasStatus_t cublasZdotu (cublasHandle_t handle, int n,
                          const cuDoubleComplex *x, int incx,
                          const cuDoubleComplex *y, int incy,
                          cuDoubleComplex *result)
cublasStatus_t cublasZdotc (cublasHandle_t handle, int n,
                          const cuDoubleComplex *x, int incx,
                          const cuDoubleComplex *y, int incy,
                          cuDoubleComplex *result)

```

This function computes the dot product of vectors **x** and **y**. Hence, the result is

$\sum_{i=1}^n (\mathbf{x}[k] \times \mathbf{y}[j])$ where $k = 1 + (i - 1) * \text{incx}$ and $j = 1 + (i - 1) * \text{incy}$. Notice that in the first equation the conjugate of the element of vector should be used if the function name ends in character 'c' and that the last two equations reflect 1-based indexing used for compatibility with Fortran.

Param.	Memory	In/out	Meaning
handle		input	handle to the cuBLAS library context.
n		input	number of elements in the vectors x and y .
x	device	input	<type> vector with n elements.
incx		input	stride between consecutive elements of x .
y	device	input	<type> vector with n elements.
incy		input	stride between consecutive elements of y .
result	host or device	output	the resulting dot product, which is 0.0 if n ≤ 0.

The possible error values returned by this function and their meanings are listed below.

Error Value	Meaning
CUBLAS_STATUS_SUCCESS	the operation completed successfully
CUBLAS_STATUS_NOT_INITIALIZED	the library was not initialized
CUBLAS_STATUS_ALLOC_FAILED	the reduction buffer could not be allocated
CUBLAS_STATUS_ARCH_MISMATCH	the device does not support double-precision

Error Value	Meaning
CUBLAS_STATUS_EXECUTION_FAILED	the function failed to launch on the GPU

For references please refer to:

[sdot](#), [ddot](#), [cdotu](#), [cdotc](#), [zdotu](#), [zdotc](#)

2.5.7. cublas<t>nrm2()

```

cublasStatus_t cublasSnrm2(cublasHandle_t handle, int n,
                           const float *x, int incx, float *result)
cublasStatus_t cublasDnrm2(cublasHandle_t handle, int n,
                           const double *x, int incx, double *result)
cublasStatus_t cublasScnrm2(cublasHandle_t handle, int n,
                           const cuComplex *x, int incx, float *result)
cublasStatus_t cublasDznrm2(cublasHandle_t handle, int n,
                           const cuDoubleComplex *x, int incx, double *result)

```

This function computes the Euclidean norm of the vector \mathbf{x} . The code uses a multiphase model of accumulation to avoid intermediate underflow and overflow, with the result

being equivalent to $\sqrt{\sum_{i=1}^n (\mathbf{x}[j] \times \mathbf{x}[j])}$ where $j = 1 + (i - 1) * \text{incx}$ in exact arithmetic. Notice that the last equation reflects 1-based indexing used for compatibility with Fortran.

Param.	Memory	In/out	Meaning
handle		input	handle to the cuBLAS library context.
n		input	number of elements in the vector \mathbf{x} .
x	device	input	<type> vector with n elements.
incx		input	stride between consecutive elements of \mathbf{x} .
result	host or device	output	the resulting norm, which is 0.0 if $n, \text{incx} \leq 0$.

The possible error values returned by this function and their meanings are listed below.

Error Value	Meaning
CUBLAS_STATUS_SUCCESS	the operation completed successfully
CUBLAS_STATUS_NOT_INITIALIZED	the library was not initialized
CUBLAS_STATUS_ALLOC_FAILED	the reduction buffer could not be allocated
CUBLAS_STATUS_ARCH_MISMATCH	the device does not support double-precision
CUBLAS_STATUS_EXECUTION_FAILED	the function failed to launch on the GPU

For references please refer to:

[snrm2](#), [snrm2](#), [dnrm2](#), [dnrm2](#), [scnrm2](#), [scnrm2](#), [dznrm2](#)

2.5.8. cublas<t>rot()

```

cublasStatus_t cublasSrot(cublasHandle_t handle, int n,
                        float *x, int incx,
                        float *y, int incy,
                        const float *c, const float *s)
cublasStatus_t cublasDrot(cublasHandle_t handle, int n,
                        double *x, int incx,
                        double *y, int incy,
                        const double *c, const double *s)
cublasStatus_t cublasCrot(cublasHandle_t handle, int n,
                        cuComplex *x, int incx,
                        cuComplex *y, int incy,
                        const float *c, const cuComplex *s)
cublasStatus_t cublasCsrot(cublasHandle_t handle, int n,
                        cuComplex *x, int incx,
                        cuComplex *y, int incy,
                        const float *c, const float *s)
cublasStatus_t cublasZrot(cublasHandle_t handle, int n,
                        cuDoubleComplex *x, int incx,
                        cuDoubleComplex *y, int incy,
                        const double *c, const cuDoubleComplex *s)
cublasStatus_t cublasZdrot(cublasHandle_t handle, int n,
                        cuDoubleComplex *x, int incx,
                        cuDoubleComplex *y, int incy,
                        const double *c, const double *s)

```

This function applies Givens rotation matrix (i.e., rotation in the x,y plane counter-clockwise by angle defined by $\cos(\alpha)=c$, $\sin(\alpha)=s$):

$$G = \begin{pmatrix} c & s \\ -s & c \end{pmatrix}$$

to vectors \mathbf{x} and \mathbf{y} .

Hence, the result is $\mathbf{x}[k] = c \times \mathbf{x}[k] + s \times \mathbf{y}[j]$ and $\mathbf{y}[j] = -s \times \mathbf{x}[k] + c \times \mathbf{y}[j]$ where $k = 1 + (i - 1) \times \text{incx}$ and $j = 1 + (i - 1) \times \text{incy}$. Notice that the last two equations reflect 1-based indexing used for compatibility with Fortran.

Param.	Memory	In/out	Meaning
handle		input	handle to the cuBLAS library context.
n		input	number of elements in the vectors \mathbf{x} and \mathbf{y} .
x	device	in/out	<type> vector with n elements.
incx		input	stride between consecutive elements of \mathbf{x} .
y	device	in/out	<type> vector with n elements.
incy		input	stride between consecutive elements of \mathbf{y} .
c	host or device	input	cosine element of the rotation matrix.
s	host or device	input	sine element of the rotation matrix.

The possible error values returned by this function and their meanings are listed below.

Error Value	Meaning
CUBLAS_STATUS_SUCCESS	the operation completed successfully
CUBLAS_STATUS_NOT_INITIALIZED	the library was not initialized
CUBLAS_STATUS_ARCH_MISMATCH	the device does not support double-precision
CUBLAS_STATUS_EXECUTION_FAILED	the function failed to launch on the GPU

For references please refer to:

srot, drot, crot, csrot, zrot, zdrot

2.5.9. cublas<t>rotg()

```

cublasStatus_t cublasSrotg(cublasHandle_t handle,
                          float *a, float *b,
                          float *c, float *s)
cublasStatus_t cublasDrotg(cublasHandle_t handle,
                          double *a, double *b,
                          double *c, double *s)
cublasStatus_t cublasCrotg(cublasHandle_t handle,
                          cuComplex *a, cuComplex *b,
                          float *c, cuComplex *s)
cublasStatus_t cublasZrotg(cublasHandle_t handle,
                          cuDoubleComplex *a, cuDoubleComplex *b,
                          double *c, cuDoubleComplex *s)

```

This function constructs the Givens rotation matrix

$$G = \begin{pmatrix} c & s \\ -s & c \end{pmatrix}$$

that zeros out the second entry of a 2×1 vector $(a, b)^T$.

Then, for real numbers we can write

$$\begin{pmatrix} c & s \\ -s & c \end{pmatrix} \begin{pmatrix} a \\ b \end{pmatrix} = \begin{pmatrix} r \\ 0 \end{pmatrix}$$

where $c^2 + s^2 = 1$ and $r = \sqrt{a^2 + b^2}$. The parameters a and b are overwritten with r and z , respectively. The value of z is such that c and s may be recovered using the following rules:

$$(c, s) = \begin{cases} (\sqrt{1-z^2}, z) & \text{if } |z| < 1 \\ (0.0, 1.0) & \text{if } |z| = 1 \\ (1/z, \sqrt{1-z^2}) & \text{if } |z| > 1 \end{cases}$$

For complex numbers we can write

$$\begin{pmatrix} c & s \\ -\bar{s} & c \end{pmatrix} \begin{pmatrix} a \\ b \end{pmatrix} = \begin{pmatrix} r \\ 0 \end{pmatrix}$$

where $c^2 + (\bar{s} \times s) = 1$ and $r = \frac{a}{|a|} \times \|(a, b)^T\|_2$ with $\|(a, b)^T\|_2 = \sqrt{|a|^2 + |b|^2}$ for $a \neq 0$ and $r = b$ for $a = 0$. Finally, the parameter a is overwritten with r on exit.

Param.	Memory	In/out	Meaning
handle		input	handle to the cuBLAS library context.
a	host or device	in/out	<type> scalar that is overwritten with r .
b	host or device	in/out	<type> scalar that is overwritten with z .
c	host or device	output	cosine element of the rotation matrix.
s	host or device	output	sine element of the rotation matrix.

The possible error values returned by this function and their meanings are listed below.

Error Value	Meaning
CUBLAS_STATUS_SUCCESS	the operation completed successfully
CUBLAS_STATUS_NOT_INITIALIZED	the library was not initialized
CUBLAS_STATUS_ARCH_MISMATCH	the device does not support double-precision
CUBLAS_STATUS_EXECUTION_FAILED	the function failed to launch on the GPU

For references please refer to:

[srotg](#), [drotg](#), [crotg](#), [zrotg](#)

2.5.10. cublas<t>rotm()

```
cublasStatus_t cublasSrotm(cublasHandle_t handle, int n, float *x, int incx,
                           float *y, int incy, const float* param)
cublasStatus_t cublasDrotm(cublasHandle_t handle, int n, double *x, int incx,
                           double *y, int incy, const double* param)
```

This function applies the modified Givens transformation

$$H = \begin{pmatrix} h_{11} & h_{12} \\ h_{21} & h_{22} \end{pmatrix}$$

to vectors \mathbf{x} and \mathbf{y} .

Hence, the result is $\mathbf{x}[k] = h_{11} \times \mathbf{x}[k] + h_{12} \times \mathbf{y}[j]$ and $\mathbf{y}[j] = h_{21} \times \mathbf{x}[k] + h_{22} \times \mathbf{y}[j]$ where $k = 1 + (i - 1) * \text{incx}$ and $j = 1 + (i - 1) * \text{incy}$. Notice that the last two equations reflect 1-based indexing used for compatibility with Fortran.

The elements h_{11} , h_{12} , and h_{21} of matrix H are stored in `param[1]`, `param[2]`, `param[3]` and `param[4]`, respectively. The `flag=param[0]` defines the following predefined values for the matrix H entries

flag=-1.0	flag= 0.0	flag= 1.0	flag=-2.0
$\begin{pmatrix} h_{11} & h_{12} \\ h_{21} & h_{22} \end{pmatrix}$	$\begin{pmatrix} 1.0 & h_{12} \\ h_{21} & 1.0 \end{pmatrix}$	$\begin{pmatrix} h_{11} & 1.0 \\ -1.0 & h_{22} \end{pmatrix}$	$\begin{pmatrix} 1.0 & 0.0 \\ 0.0 & 1.0 \end{pmatrix}$

Notice that the values -1.0, 0.0 and 1.0 implied by the flag are not stored in param.

Param.	Memory	In/out	Meaning
handle		input	handle to the cuBLAS library context.
n		input	number of elements in the vectors \mathbf{x} and \mathbf{y} .
x	device	in/out	<type> vector with n elements.
incx		input	stride between consecutive elements of \mathbf{x} .
y	device	in/out	<type> vector with n elements.
incy		input	stride between consecutive elements of \mathbf{y} .
param	host or device	input	<type> vector of 5 elements, where <code>param[0]</code> and <code>param[1-4]</code> contain the flag and matrix H .

The possible error values returned by this function and their meanings are listed below.

Error Value	Meaning
CUBLAS_STATUS_SUCCESS	the operation completed successfully
CUBLAS_STATUS_NOT_INITIALIZED	the library was not initialized
CUBLAS_STATUS_ARCH_MISMATCH	the device does not support double-precision
CUBLAS_STATUS_EXECUTION_FAILED	the function failed to launch on the GPU

For references please refer to:

[srotm](#), [drotm](#)

2.5.11. cublas<t>rotmg()

```
cublasStatus_t cublasSrotmg(cublasHandle_t handle, float *d1, float *d2,
                           float *x1, const float *y1, float *param)
cublasStatus_t cublasDrotmg(cublasHandle_t handle, double *d1, double *d2,
                           double *x1, const double *y1, double *param)
```

This function constructs the modified Givens transformation

$$H = \begin{pmatrix} h_{11} & h_{12} \\ h_{21} & h_{22} \end{pmatrix}$$

that zeros out the second entry of a 2×1 vector $(\sqrt{d_1} * x_1, \sqrt{d_2} * y_1)^T$.

The `flag=param[0]` defines the following predefined values for the matrix H entries

flag=-1.0	flag= 0.0	flag= 1.0	flag=-2.0
$\begin{pmatrix} h_{11} & h_{12} \\ h_{21} & h_{22} \end{pmatrix}$	$\begin{pmatrix} 1.0 & h_{12} \\ h_{21} & 1.0 \end{pmatrix}$	$\begin{pmatrix} h_{11} & 1.0 \\ -1.0 & h_{22} \end{pmatrix}$	$\begin{pmatrix} 1.0 & 0.0 \\ 0.0 & 1.0 \end{pmatrix}$

Notice that the values -1.0, 0.0 and 1.0 implied by the flag are not stored in param.

Param.	Memory	In/out	Meaning
handle		input	handle to the cuBLAS library context.
d1	host or device	in/out	<type> scalar that is overwritten on exit.
d2	host or device	in/out	<type> scalar that is overwritten on exit.
x1	host or device	in/out	<type> scalar that is overwritten on exit.
y1	host or device	input	<type> scalar.
param	host or device	output	<type> vector of 5 elements, where <code>param[0]</code> and <code>param[1-4]</code> contain the flag and matrix H .

The possible error values returned by this function and their meanings are listed below.

Error Value	Meaning
CUBLAS_STATUS_SUCCESS	the operation completed successfully
CUBLAS_STATUS_NOT_INITIALIZED	the library was not initialized
CUBLAS_STATUS_ARCH_MISMATCH	the device does not support double-precision
CUBLAS_STATUS_EXECUTION_FAILED	the function failed to launch on the GPU

For references please refer to:

[srotmg](#), [drotmg](#)

2.5.12. cublas<t>scal()

```

cublasStatus_t cublasSscal(cublasHandle_t handle, int n,
                           const float *alpha,
                           float *x, int incx)
cublasStatus_t cublasDscal(cublasHandle_t handle, int n,
                           const double *alpha,
                           double *x, int incx)
cublasStatus_t cublasCscal(cublasHandle_t handle, int n,
                           const cuComplex *alpha,
                           cuComplex *x, int incx)
cublasStatus_t cublasCcsscal(cublasHandle_t handle, int n,
                             const float *alpha,
                             cuComplex *x, int incx)
cublasStatus_t cublasZscal(cublasHandle_t handle, int n,
                           const cuDoubleComplex *alpha,
                           cuDoubleComplex *x, int incx)
cublasStatus_t cublasZdscal(cublasHandle_t handle, int n,
                             const double *alpha,
                             cuDoubleComplex *x, int incx)

```

This function scales the vector \mathbf{x} by the scalar α and overwrites it with the result. Hence, the performed operation is $\mathbf{x}[j] = \alpha \times \mathbf{x}[j]$ for $i = 1, \dots, n$ and $j = 1 + (i - 1) * \text{incx}$. Notice that the last two equations reflect 1-based indexing used for compatibility with Fortran.

Param.	Memory	In/out	Meaning
handle		input	handle to the cuBLAS library context.
alpha	host or device	input	<type> scalar used for multiplication.

Param.	Memory	In/out	Meaning
n		input	number of elements in the vector x .
x	device	in/out	<type> vector with n elements.
incx		input	stride between consecutive elements of x .

The possible error values returned by this function and their meanings are listed below.

Error Value	Meaning
CUBLAS_STATUS_SUCCESS	the operation completed successfully
CUBLAS_STATUS_NOT_INITIALIZED	the library was not initialized
CUBLAS_STATUS_ARCH_MISMATCH	the device does not support double-precision
CUBLAS_STATUS_EXECUTION_FAILED	the function failed to launch on the GPU

For references please refer to:

[sscal](#), [dscal](#), [csscal](#), [cscal](#), [zdscal](#), [zscal](#)

2.5.13. cublas<t>swap()

```

cublasStatus_t cublasSswap(cublasHandle_t handle, int n, float *x,
                           int incx, float *y, int incy)
cublasStatus_t cublasDswap(cublasHandle_t handle, int n, double *x,
                           int incx, double *y, int incy)
cublasStatus_t cublasCswap(cublasHandle_t handle, int n, cuComplex *x,
                           int incx, cuComplex *y, int incy)
cublasStatus_t cublasZswap(cublasHandle_t handle, int n, cuDoubleComplex *x,
                           int incx, cuDoubleComplex *y, int incy)

```

This function interchanges the elements of vector **x** and **y**. Hence, the performed operation is $y[j] \Leftrightarrow x[k]$ for $i = 1, \dots, n$, $k = 1 + (i - 1) * \text{incx}$ and $j = 1 + (i - 1) * \text{incy}$. Notice that the last two equations reflect 1-based indexing used for compatibility with Fortran.

Param.	Memory	In/out	Meaning
handle		input	handle to the cuBLAS library context.
n		input	number of elements in the vector x and y .
x	device	in/out	<type> vector with n elements.
incx		input	stride between consecutive elements of x .
y	device	in/out	<type> vector with n elements.
incy		input	stride between consecutive elements of y .

The possible error values returned by this function and their meanings are listed below.

Error Value	Meaning
CUBLAS_STATUS_SUCCESS	the operation completed successfully

Error Value	Meaning
CUBLAS_STATUS_NOT_INITIALIZED	the library was not initialized
CUBLAS_STATUS_ARCH_MISMATCH	the device does not support double-precision
CUBLAS_STATUS_EXECUTION_FAILED	the function failed to launch on the GPU

For references please refer to:

[sswap](#), [dswap](#), [cswap](#), [zswap](#)

2.6. cuBLAS Level-2 Function Reference

In this chapter we describe the Level-2 Basic Linear Algebra Subprograms (BLAS2) functions that perform matrix-vector operations.

2.6.1. cublas<t>gbmv()

```

cublasStatus_t cublasSgbmv(cublasHandle_t handle, cublasOperation_t trans,
    int m, int n, int kl, int ku,
    const float *alpha,
    const float *A, int lda,
    const float *x, int incx,
    const float *beta,
    float *y, int incy)
cublasStatus_t cublasDgbmv(cublasHandle_t handle, cublasOperation_t trans,
    int m, int n, int kl, int ku,
    const double *alpha,
    const double *A, int lda,
    const double *x, int incx,
    const double *beta,
    double *y, int incy)
cublasStatus_t cublasCgbmv(cublasHandle_t handle, cublasOperation_t trans,
    int m, int n, int kl, int ku,
    const cuComplex *alpha,
    const cuComplex *A, int lda,
    const cuComplex *x, int incx,
    const cuComplex *beta,
    cuComplex *y, int incy)
cublasStatus_t cublasZgbmv(cublasHandle_t handle, cublasOperation_t trans,
    int m, int n, int kl, int ku,
    const cuDoubleComplex *alpha,
    const cuDoubleComplex *A, int lda,
    const cuDoubleComplex *x, int incx,
    const cuDoubleComplex *beta,
    cuDoubleComplex *y, int incy)

```

This function performs the banded matrix-vector multiplication

$$\mathbf{y} = \alpha \operatorname{op}(A)\mathbf{x} + \beta\mathbf{y}$$

where A is a banded matrix with kl subdiagonals and ku superdiagonals, \mathbf{x} and \mathbf{y} are vectors, and α and β are scalars. Also, for matrix A

$$\operatorname{op}(A) = \begin{cases} A & \text{if transa} == \text{CUBLAS_OP_N} \\ A^T & \text{if transa} == \text{CUBLAS_OP_T} \\ A^H & \text{if transa} == \text{CUBLAS_OP_H} \end{cases}$$

The banded matrix A is stored column by column, with the main diagonal stored in row $ku+1$ (starting in first position), the first superdiagonal stored in row ku (starting in second position), the first subdiagonal stored in row $ku+2$ (starting in first position), etc. So that in general, the element $A(i, j)$ is stored in the memory location $A(ku+1+i-j, j)$ for $j = 1, \dots, n$ and $i \in [\max(1, j-ku), \min(m, j+kl)]$. Also, the elements in the array A that do not conceptually correspond to the elements in the banded matrix (the top left $ku \times ku$ and bottom right $kl \times kl$ triangles) are not referenced.

Param.	Memory	In/out	Meaning
handle		input	handle to the cuBLAS library context.
trans		input	operation $op(A)$ that is non- or (conj.) transpose.
m		input	number of rows of matrix A .
n		input	number of columns of matrix A .
kl		input	number of subdiagonals of matrix A .
ku		input	number of superdiagonals of matrix A .
alpha	host or device	input	<type> scalar used for multiplication.
A	device	input	<type> array of dimension $lda \times n$ with $lda \geq kl+ku+1$.
lda		input	leading dimension of two-dimensional array used to store matrix A .
x	device	input	<type> vector with n elements if $transa == CUBLAS_OP_N$ and m elements otherwise.
incx		input	stride between consecutive elements of x .
beta	host or device	input	<type> scalar used for multiplication, if $beta == 0$ then y does not have to be a valid input.
y	device	in/out	<type> vector with m elements if $transa == CUBLAS_OP_N$ and n elements otherwise.
incy		input	stride between consecutive elements of y .

The possible error values returned by this function and their meanings are listed below.

Error Value	Meaning
CUBLAS_STATUS_SUCCESS	the operation completed successfully
CUBLAS_STATUS_NOT_INITIALIZED	the library was not initialized
CUBLAS_STATUS_INVALID_VALUE	the parameters or
CUBLAS_STATUS_ARCH_MISMATCH	the device does not support double-precision
CUBLAS_STATUS_EXECUTION_FAILED	the function failed to launch on the GPU

For references please refer to:

[sgbmv](#), [dgbmv](#), [cgbmv](#), [zgbmv](#)

2.6.2. cublas<t>gemv()

```

cublasStatus_t cublasSgemv(cublasHandle_t handle, cublasOperation_t trans,
    int m, int n,
    const float *alpha,
    const float *A, int lda,
    const float *x, int incx,
    const float *beta,
    float *y, int incy)
cublasStatus_t cublasDgemv(cublasHandle_t handle, cublasOperation_t trans,
    int m, int n,
    const double *alpha,
    const double *A, int lda,
    const double *x, int incx,
    const double *beta,
    double *y, int incy)
cublasStatus_t cublasCgemv(cublasHandle_t handle, cublasOperation_t trans,
    int m, int n,
    const cuComplex *alpha,
    const cuComplex *A, int lda,
    const cuComplex *x, int incx,
    const cuComplex *beta,
    cuComplex *y, int incy)
cublasStatus_t cublasZgemv(cublasHandle_t handle, cublasOperation_t trans,
    int m, int n,
    const cuDoubleComplex *alpha,
    const cuDoubleComplex *A, int lda,
    const cuDoubleComplex *x, int incx,
    const cuDoubleComplex *beta,
    cuDoubleComplex *y, int incy)

```

This function performs the matrix-vector multiplication

$$\mathbf{y} = \alpha \text{op}(\mathbf{A})\mathbf{x} + \beta \mathbf{y}$$

where \mathbf{A} is a $m \times n$ matrix stored in column-major format, \mathbf{x} and \mathbf{y} are vectors, and α and β are scalars. Also, for matrix \mathbf{A}

$$\text{op}(\mathbf{A}) = \begin{cases} \mathbf{A} & \text{if transa} == \text{CUBLAS_OP_N} \\ \mathbf{A}^T & \text{if transa} == \text{CUBLAS_OP_T} \\ \mathbf{A}^H & \text{if transa} == \text{CUBLAS_OP_H} \end{cases}$$

Param.	Memory	In/out	Meaning
handle		input	handle to the cuBLAS library context.
trans		input	operation op(A) that is non- or (conj.) transpose.
m		input	number of rows of matrix A .
n		input	number of columns of matrix A .
alpha	host or device	input	<type> scalar used for multiplication.
A	device	input	<type> array of dimension lda x n with lda $\geq \max(1, m)$. Before entry, the leading m by n part of the array A must contain the matrix of coefficients. Unchanged on exit.
lda		input	leading dimension of two-dimensional array used to store matrix A . lda must be at least $\max(1, m)$.

Param.	Memory	In/out	Meaning
x	device	input	<type> vector at least $(1 + (n-1) * \text{abs}(\text{incx}))$ elements if <code>transa==CUBLAS_OP_N</code> and at least $(1 + (m-1) * \text{abs}(\text{incx}))$ elements otherwise.
incx		input	stride between consecutive elements of x .
beta	host or device	input	<type> scalar used for multiplication, if <code>beta==0</code> then y does not have to be a valid input.
y	device	in/out	<type> vector at least $(1 + (m-1) * \text{abs}(\text{incy}))$ elements if <code>transa==CUBLAS_OP_N</code> and at least $(1 + (n-1) * \text{abs}(\text{incy}))$ elements otherwise.
incy		input	stride between consecutive elements of y

The possible error values returned by this function and their meanings are listed below.

Error Value	Meaning
CUBLAS_STATUS_SUCCESS	the operation completed successfully
CUBLAS_STATUS_NOT_INITIALIZED	the library was not initialized
CUBLAS_STATUS_INVALID_VALUE	the parameters <code>m, n < 0</code> or <code>incx, incy = 0</code>
CUBLAS_STATUS_ARCH_MISMATCH	the device does not support double-precision
CUBLAS_STATUS_EXECUTION_FAILED	the function failed to launch on the GPU

For references please refer to:

[sgemv](#), [dgemv](#), [cgemv](#), [zgemv](#)

2.6.3. cublas<t>ger()

```

cublasStatus_t cublasSger(cublasHandle_t handle, int m, int n,
                          const float *alpha,
                          const float *x, int incx,
                          const float *y, int incy,
                          float *A, int lda)
cublasStatus_t cublasDger(cublasHandle_t handle, int m, int n,
                          const double *alpha,
                          const double *x, int incx,
                          const double *y, int incy,
                          double *A, int lda)
cublasStatus_t cublasCgeru(cublasHandle_t handle, int m, int n,
                          const cuComplex *alpha,
                          const cuComplex *x, int incx,
                          const cuComplex *y, int incy,
                          cuComplex *A, int lda)
cublasStatus_t cublasCgerc(cublasHandle_t handle, int m, int n,
                          const cuComplex *alpha,
                          const cuComplex *x, int incx,
                          const cuComplex *y, int incy,
                          cuComplex *A, int lda)
cublasStatus_t cublasZgeru(cublasHandle_t handle, int m, int n,
                          const cuDoubleComplex *alpha,
                          const cuDoubleComplex *x, int incx,
                          const cuDoubleComplex *y, int incy,
                          cuDoubleComplex *A, int lda)
cublasStatus_t cublasZgerc(cublasHandle_t handle, int m, int n,
                          const cuDoubleComplex *alpha,
                          const cuDoubleComplex *x, int incx,
                          const cuDoubleComplex *y, int incy,
                          cuDoubleComplex *A, int lda)

```

This function performs the rank-1 update

$$A = \begin{cases} \alpha \mathbf{x} \mathbf{y}^T + A & \text{if ger(), geru() is called} \\ \alpha \mathbf{x} \mathbf{y}^H + A & \text{if gerc() is called} \end{cases}$$

where A is a $m \times n$ matrix stored in column-major format, \mathbf{x} and \mathbf{y} are vectors, and α is a scalar.

Param.	Memory	In/out	Meaning
handle		input	handle to the cuBLAS library context.
m		input	number of rows of matrix A .
n		input	number of columns of matrix A .
alpha	host or device	input	<type> scalar used for multiplication.
x	device	input	<type> vector with m elements.
incx		input	stride between consecutive elements of \mathbf{x} .
y	device	input	<type> vector with n elements.
incy		input	stride between consecutive elements of \mathbf{y} .
A	device	in/out	<type> array of dimension $lda \times n$ with $lda \geq \max(1, m)$.

Param.	Memory	In/out	Meaning
lda		input	leading dimension of two-dimensional array used to store matrix A .

The possible error values returned by this function and their meanings are listed below.

Error Value	Meaning
CUBLAS_STATUS_SUCCESS	the operation completed successfully
CUBLAS_STATUS_NOT_INITIALIZED	the library was not initialized
CUBLAS_STATUS_INVALID_VALUE	the parameters $m, n < 0$ or $incx, incy = 0$
CUBLAS_STATUS_ARCH_MISMATCH	the device does not support double-precision
CUBLAS_STATUS_EXECUTION_FAILED	the function failed to launch on the GPU

For references please refer to:

[sger](#), [dger](#), [cgeru](#), [cgerc](#), [zgeru](#), [zgerc](#)

2.6.4. cublas<t>sbmv()

```

cublasStatus_t cublasSsbmv(cublasHandle_t handle, cublasFillMode_t uplo,
                           int n, int k, const float *alpha,
                           const float *A, int lda,
                           const float *x, int incx,
                           const float *beta, float *y, int incy)
cublasStatus_t cublasDsbmv(cublasHandle_t handle, cublasFillMode_t uplo,
                           int n, int k, const double *alpha,
                           const double *A, int lda,
                           const double *x, int incx,
                           const double *beta, double *y, int incy)

```

This function performs the symmetric banded matrix-vector multiplication

$$\mathbf{y} = \alpha \mathbf{A} \mathbf{x} + \beta \mathbf{y}$$

where A is a $n \times n$ symmetric banded matrix with k subdiagonals and superdiagonals, \mathbf{x} and \mathbf{y} are vectors, and α and β are scalars.

If `uplo == CUBLAS_FILL_MODE_LOWER` then the symmetric banded matrix A is stored column by column, with the main diagonal of the matrix stored in row 1, the first subdiagonal in row 2 (starting at first position), the second subdiagonal in row 3 (starting at first position), etc. So that in general, the element $A(i, j)$ is stored in the memory location $\mathbf{A}(1+i-j, j)$ for $j = 1, \dots, n$ and $i \in [j, \min(m, j+k)]$. Also, the elements in the array \mathbf{A} that do not conceptually correspond to the elements in the banded matrix (the bottom right $k \times k$ triangle) are not referenced.

If `uplo == CUBLAS_FILL_MODE_UPPER` then the symmetric banded matrix A is stored column by column, with the main diagonal of the matrix stored in row $k+1$, the first superdiagonal in row k (starting at second position), the second superdiagonal in row $k-1$ (starting at third position), etc. So that in general, the element $A(i, j)$ is stored in the memory location $\mathbf{A}(1+k+i-j, j)$ for $j = 1, \dots, n$ and $i \in [\max(1, j-k), j]$. Also,

the elements in the array **A** that do not conceptually correspond to the elements in the banded matrix (the top left $k \times k$ triangle) are not referenced.

Param.	Memory	In/out	Meaning
handle		input	handle to the cuBLAS library context.
uplo		input	indicates if matrix A lower or upper part is stored, the other symmetric part is not referenced and is inferred from the stored elements.
n		input	number of rows and columns of matrix A .
k		input	number of sub- and super-diagonals of matrix A .
alpha	host or device	input	<type> scalar used for multiplication.
A	device	input	<type> array of dimension $lda \times n$ with $lda \geq k+1$.
lda		input	leading dimension of two-dimensional array used to store matrix A .
x	device	input	<type> vector with n elements.
incx		input	stride between consecutive elements of x .
beta	host or device	input	<type> scalar used for multiplication, if beta ==0 then y does not have to be a valid input.
y	device	in/out	<type> vector with n elements.
incy		input	stride between consecutive elements of y .

The possible error values returned by this function and their meanings are listed below.

Error Value	Meaning
CUBLAS_STATUS_SUCCESS	the operation completed successfully
CUBLAS_STATUS_NOT_INITIALIZED	the library was not initialized
CUBLAS_STATUS_INVALID_VALUE	the parameters n , k <0 or incx , incy =0
CUBLAS_STATUS_ARCH_MISMATCH	the device does not support double-precision
CUBLAS_STATUS_EXECUTION_FAILED	the function failed to launch on the GPU

For references please refer to:

[ssbmv](#), [dsbmv](#)

2.6.5. cublas<t>spmv()

```

cublasStatus_t cublasSspmv(cublasHandle_t handle, cublasFillMode_t uplo,
    int n, const float *alpha, const float *AP,
    const float *x, int incx, const float *beta,
    float *y, int incy)
cublasStatus_t cublasDspmv(cublasHandle_t handle, cublasFillMode_t uplo,
    int n, const double *alpha, const double *AP,
    const double *x, int incx, const double *beta,
    double *y, int incy)

```

This function performs the symmetric packed matrix-vector multiplication

$$\mathbf{y} = \alpha \mathbf{A} \mathbf{x} + \beta \mathbf{y}$$

where A is a $n \times n$ symmetric matrix stored in packed format, \mathbf{x} and \mathbf{y} are vectors, and α and β are scalars.

If `uplo == CUBLAS_FILL_MODE_LOWER` then the elements in the lower triangular part of the symmetric matrix A are packed together column by column without gaps, so that the element $A(i, j)$ is stored in the memory location `AP[i + ((2*n-j+1)*j)/2]` for $j = 1, \dots, n$ and $i \geq j$. Consequently, the packed format requires only $\frac{n(n+1)}{2}$ elements for storage.

If `uplo == CUBLAS_FILL_MODE_UPPER` then the elements in the upper triangular part of the symmetric matrix A are packed together column by column without gaps, so that the element $A(i, j)$ is stored in the memory location `AP[i + (j*(j+1))/2]` for $j = 1, \dots, n$ and $i \leq j$. Consequently, the packed format requires only $\frac{n(n+1)}{2}$ elements for storage.

Param.	Memory	In/out	Meaning
handle		input	handle to the cuBLAS library context.
uplo		input	indicates if matrix A lower or upper part is stored, the other symmetric part is not referenced and is inferred from the stored elements.
n		input	number of rows and columns of matrix A .
alpha	host or device	input	<type> scalar used for multiplication.
AP	device	input	<type> array with A stored in packed format.
x	device	input	<type> vector with n elements.
incx		input	stride between consecutive elements of \mathbf{x} .
beta	host or device	input	<type> scalar used for multiplication, if <code>beta==0</code> then \mathbf{y} does not have to be a valid input.
y	device	input	<type> vector with n elements.
incy		input	stride between consecutive elements of \mathbf{y} .

The possible error values returned by this function and their meanings are listed below.

Error Value	Meaning
CUBLAS_STATUS_SUCCESS	the operation completed successfully
CUBLAS_STATUS_NOT_INITIALIZED	the library was not initialized
CUBLAS_STATUS_INVALID_VALUE	the parameters <code>n < 0</code> or <code>incx, incy = 0</code>
CUBLAS_STATUS_ARCH_MISMATCH	the device does not support double-precision
CUBLAS_STATUS_EXECUTION_FAILED	the function failed to launch on the GPU

For references please refer to:

[sspmv](#), [dspmv](#)

2.6.6. cublas<t>spr()

```
cublasStatus_t cublasSspr(cublasHandle_t handle, cublasFillMode_t uplo,
                        int n, const float *alpha,
                        const float *x, int incx, float *AP)
cublasStatus_t cublasDspr(cublasHandle_t handle, cublasFillMode_t uplo,
                        int n, const double *alpha,
                        const double *x, int incx, double *AP)
```

This function performs the packed symmetric rank-1 update

$$A = \alpha \mathbf{x} \mathbf{x}^T + A$$

where A is a $n \times n$ symmetric matrix stored in packed format, \mathbf{x} is a vector, and α is a scalar.

If `uplo == CUBLAS_FILL_MODE_LOWER` then the elements in the lower triangular part of the symmetric matrix A are packed together column by column without gaps, so that the element $A(i, j)$ is stored in the memory location `AP[i + ((2*n - j + 1) * j) / 2]` for $j = 1, \dots, n$ and $i \geq j$. Consequently, the packed format requires only $\frac{n(n+1)}{2}$ elements for storage.

If `uplo == CUBLAS_FILL_MODE_UPPER` then the elements in the upper triangular part of the symmetric matrix A are packed together column by column without gaps, so that the element $A(i, j)$ is stored in the memory location `AP[i + (j * (j + 1)) / 2]` for $j = 1, \dots, n$ and $i \leq j$. Consequently, the packed format requires only $\frac{n(n+1)}{2}$ elements for storage.

Param.	Memory	In/out	Meaning
handle		input	handle to the cuBLAS library context.
uplo		input	indicates if matrix A lower or upper part is stored, the other symmetric part is not referenced and is inferred from the stored elements.
n		input	number of rows and columns of matrix A .
alpha	host or device	input	<type> scalar used for multiplication.
x	device	input	<type> vector with <code>n</code> elements.
incx		input	stride between consecutive elements of \mathbf{x} .
AP	device	in/out	<type> array with A stored in packed format.

The possible error values returned by this function and their meanings are listed below.

Error Value	Meaning
CUBLAS_STATUS_SUCCESS	the operation completed successfully
CUBLAS_STATUS_NOT_INITIALIZED	the library was not initialized

Error Value	Meaning
CUBLAS_STATUS_INVALID_VALUE	the parameters <code>n<0</code> or <code>incx,incy=0</code>
CUBLAS_STATUS_ARCH_MISMATCH	the device does not support double-precision
CUBLAS_STATUS_EXECUTION_FAILED	the function failed to launch on the GPU

For references please refer to:

[sspr](#), [dspr](#)

2.6.7. cublas<t>spr2()

```

cublasStatus_t cublasSspr2(cublasHandle_t handle, cublasFillMode_t uplo,
                          int n, const float *alpha,
                          const float *x, int incx,
                          const float *y, int incy, float *AP)
cublasStatus_t cublasDspr2(cublasHandle_t handle, cublasFillMode_t uplo,
                          int n, const double *alpha,
                          const double *x, int incx,
                          const double *y, int incy, double *AP)

```

This function performs the packed symmetric rank-2 update

$$A = \alpha(\mathbf{x}\mathbf{y}^T + \mathbf{y}\mathbf{x}^T) + A$$

where A is a $n \times n$ symmetric matrix stored in packed format, \mathbf{x} is a vector, and α is a scalar.

If `uplo == CUBLAS_FILL_MODE_LOWER` then the elements in the lower triangular part of the symmetric matrix A are packed together column by column without gaps, so that the element $A(i, j)$ is stored in the memory location `AP[i + ((2*n - j + 1) * j) / 2]` for $j = 1, \dots, n$ and $i \geq j$. Consequently, the packed format requires only $\frac{n(n+1)}{2}$ elements for storage.

If `uplo == CUBLAS_FILL_MODE_UPPER` then the elements in the upper triangular part of the symmetric matrix A are packed together column by column without gaps, so that the element $A(i, j)$ is stored in the memory location `AP[i + (j * (j + 1)) / 2]` for $j = 1, \dots, n$ and $i \leq j$. Consequently, the packed format requires only $\frac{n(n+1)}{2}$ elements for storage.

Param.	Memory	In/out	Meaning
handle		input	handle to the cuBLAS library context.
uplo		input	indicates if matrix A lower or upper part is stored, the other symmetric part is not referenced and is inferred from the stored elements.
n		input	number of rows and columns of matrix A .
alpha	host or device	input	<type> scalar used for multiplication.
x	device	input	<type> vector with <code>n</code> elements.
incx		input	stride between consecutive elements of \mathbf{x} .

Param.	Memory	In/out	Meaning
y	device	input	<type> vector with n elements.
incy		input	stride between consecutive elements of y .
AP	device	in/out	<type> array with A stored in packed format.

The possible error values returned by this function and their meanings are listed below.

Error Value	Meaning
CUBLAS_STATUS_SUCCESS	the operation completed successfully
CUBLAS_STATUS_NOT_INITIALIZED	the library was not initialized
CUBLAS_STATUS_INVALID_VALUE	the parameters $n < 0$ or $incx, incy = 0$
CUBLAS_STATUS_ARCH_MISMATCH	the device does not support double-precision
CUBLAS_STATUS_EXECUTION_FAILED	the function failed to launch on the GPU

For references please refer to:

[sspr2](#), [dspr2](#)

2.6.8. cublas<t>symv()

```

cublasStatus_t cublasSsymv(cublasHandle_t handle, cublasFillMode_t uplo,
                           int n, const float *alpha,
                           const float *A, int lda,
                           const float *x, int incx, const float
                               *beta,
                           float *y, int incy)
cublasStatus_t cublasDsymv(cublasHandle_t handle, cublasFillMode_t uplo,
                           int n, const double *alpha,
                           const double *A, int lda,
                           const double *x, int incx, const double
                               *beta,
                           double *y, int incy)
cublasStatus_t cublasCsymv(cublasHandle_t handle, cublasFillMode_t uplo,
                           int n, const cuComplex *alpha, /* host or
device pointer */
                           const cuComplex *A, int lda,
                           const cuComplex *x, int incx, const cuComplex
                               *beta,
                           cuComplex *y, int incy)
cublasStatus_t cublasZsymv(cublasHandle_t handle, cublasFillMode_t uplo,
                           int n, const cuDoubleComplex *alpha,
                           const cuDoubleComplex *A, int lda,
                           const cuDoubleComplex *x, int incx, const
                               cuDoubleComplex *beta,
                           cuDoubleComplex *y, int incy)

```

This function performs the symmetric matrix-vector multiplication.

$$y = \alpha Ax + \beta y$$

where A is a $n \times n$ symmetric matrix stored in lower or upper mode, x and y are vectors, and α and β are scalars.

This function has an alternate faster implementation using atomics that can be enabled with `cublasSetAtomicMode()`.

Please see the section on the function `cublasSetAtomicMode()` for more details about the usage of atomics.

Param.	Memory	In/out	Meaning
handle		input	handle to the cuBLAS library context.
uplo		input	indicates if matrix lower or upper part is stored, the other symmetric part is not referenced and is inferred from the stored elements.
n		input	number of rows and columns of matrix A .
alpha	host or device	input	<type> scalar used for multiplication.
A	device	input	<type> array of dimension <code>lda x n</code> with <code>lda ≥ max(1, n)</code> .
lda		input	leading dimension of two-dimensional array used to store matrix A .
x	device	input	<type> vector with <code>n</code> elements.
incx		input	stride between consecutive elements of x .
beta	host or device	input	<type> scalar used for multiplication, if <code>beta==0</code> then y does not have to be a valid input.
y	device	in/out	<type> vector with <code>n</code> elements.
incy		input	stride between consecutive elements of y .

The possible error values returned by this function and their meanings are listed below.

Error Value	Meaning
CUBLAS_STATUS_SUCCESS	the operation completed successfully
CUBLAS_STATUS_NOT_INITIALIZED	the library was not initialized
CUBLAS_STATUS_INVALID_VALUE	the parameters <code>n < 0</code> or <code>incx, incy = 0</code>
CUBLAS_STATUS_ARCH_MISMATCH	the device does not support double-precision
CUBLAS_STATUS_EXECUTION_FAILED	the function failed to launch on the GPU

For references please refer to:

[ssymv](#), [dsymv](#)

2.6.9. cublas<t>syr()

```

cublasStatus_t cublasSsyr(cublasHandle_t handle, cublasFillMode_t uplo,
                          int n, const float *alpha,
                          const float *x, int incx, float
                          *A, int lda)
cublasStatus_t cublasDsyr(cublasHandle_t handle, cublasFillMode_t uplo,
                          int n, const double *alpha,
                          const double *x, int incx, double
                          *A, int lda)
cublasStatus_t cublasCsyr(cublasHandle_t handle, cublasFillMode_t uplo,
                          int n, const cuComplex *alpha,
                          const cuComplex *x, int incx, cuComplex
                          *A, int lda)
cublasStatus_t cublasZsyr(cublasHandle_t handle, cublasFillMode_t uplo,
                          int n, const cuDoubleComplex *alpha,
                          const cuDoubleComplex *x, int incx, cuDoubleComplex
                          *A, int lda)

```

This function performs the symmetric rank-1 update

$$A = \alpha \mathbf{x} \mathbf{x}^T + A$$

where A is a $n \times n$ symmetric matrix stored in column-major format, \mathbf{x} is a vector, and α is a scalar.

Param.	Memory	In/out	Meaning
handle		input	handle to the cuBLAS library context.
uplo		input	indicates if matrix \mathbf{A} lower or upper part is stored, the other symmetric part is not referenced and is inferred from the stored elements.
n		input	number of rows and columns of matrix \mathbf{A} .
alpha	host or device	input	<type> scalar used for multiplication.
x	device	input	<type> vector with n elements.
incx		input	stride between consecutive elements of \mathbf{x} .
A	device	in/out	<type> array of dimensions $\text{lda} \times n$, with $\text{lda} \geq \max(1, n)$.
lda		input	leading dimension of two-dimensional array used to store matrix \mathbf{A} .

The possible error values returned by this function and their meanings are listed below.

Error Value	Meaning
CUBLAS_STATUS_SUCCESS	the operation completed successfully
CUBLAS_STATUS_NOT_INITIALIZED	the library was not initialized
CUBLAS_STATUS_INVALID_VALUE	the parameters $n < 0$ or $\text{incx} = 0$
CUBLAS_STATUS_ARCH_MISMATCH	the device does not support double-precision
CUBLAS_STATUS_EXECUTION_FAILED	the function failed to launch on the GPU

For references please refer to:

[ssyr](#), [dsyr](#)

2.6.10. cublas<t>syr2()

```
cublasStatus_t cublasSsyr2(cublasHandle_t handle, cublasFillMode_t uplo, int n,
                          const float *alpha, const float
                          *x, int incx,
                          const float *y, int incy, float
                          *A, int lda
cublasStatus_t cublasDsyr2(cublasHandle_t handle, cublasFillMode_t uplo, int n,
                          const double *alpha, const double
                          *x, int incx,
                          const double *y, int incy, double
                          *A, int lda
cublasStatus_t cublasCsyr2(cublasHandle_t handle, cublasFillMode_t uplo, int n,
                          const cuComplex *alpha, const cuComplex
                          *x, int incx,
                          const cuComplex *y, int incy, cuComplex
                          *A, int lda
cublasStatus_t cublasZsyr2(cublasHandle_t handle, cublasFillMode_t uplo, int n,
                          const cuDoubleComplex *alpha, const cuDoubleComplex
                          *x, int incx,
                          const cuDoubleComplex *y, int incy, cuDoubleComplex
                          *A, int lda
```

This function performs the symmetric rank-2 update

$$A = \alpha(\mathbf{x}\mathbf{y}^T + \mathbf{y}\mathbf{x}^T) + A$$

where A is a $n \times n$ symmetric matrix stored in column-major format, \mathbf{x} and \mathbf{y} are vectors, and α is a scalar.

Param.	Memory	In/out	Meaning
handle		input	handle to the cuBLAS library context.
uplo		input	indicates if matrix A lower or upper part is stored, the other symmetric part is not referenced and is inferred from the stored elements.
n		input	number of rows and columns of matrix A .
alpha	host or device	input	<type> scalar used for multiplication.
x	device	input	<type> vector with n elements.
incx		input	stride between consecutive elements of \mathbf{x} .
y	device	input	<type> vector with n elements.
incy		input	stride between consecutive elements of \mathbf{y} .
A	device	in/out	<type> array of dimensions $lda \times n$, with $lda \geq \max(1, n)$.
lda		input	leading dimension of two-dimensional array used to store matrix A .

The possible error values returned by this function and their meanings are listed below.

Error Value	Meaning
CUBLAS_STATUS_SUCCESS	the operation completed successfully
CUBLAS_STATUS_NOT_INITIALIZED	the library was not initialized
CUBLAS_STATUS_INVALID_VALUE	the parameters $n < 0$ or $incx, incy = 0$
CUBLAS_STATUS_ARCH_MISMATCH	the device does not support double-precision
CUBLAS_STATUS_EXECUTION_FAILED	the function failed to launch on the GPU

For references please refer to:

ssyr2, dsyr2

2.6.11. cublas<t>tbmv()

```

cublasStatus_t cublasStbmv(cublasHandle_t handle, cublasFillMode_t uplo,
                           cublasOperation_t trans, cublasDiagType_t diag,
                           int n, int k, const float *A, int lda,
                           float *x, int incx)
cublasStatus_t cublasDtbmv(cublasHandle_t handle, cublasFillMode_t uplo,
                           cublasOperation_t trans, cublasDiagType_t diag,
                           int n, int k, const double *A, int lda,
                           double *x, int incx)
cublasStatus_t cublasCtbmv(cublasHandle_t handle, cublasFillMode_t uplo,
                           cublasOperation_t trans, cublasDiagType_t diag,
                           int n, int k, const cuComplex *A, int lda,
                           cuComplex *x, int incx)
cublasStatus_t cublasZtbmv(cublasHandle_t handle, cublasFillMode_t uplo,
                           cublasOperation_t trans, cublasDiagType_t diag,
                           int n, int k, const cuDoubleComplex *A, int lda,
                           cuDoubleComplex *x, int incx)

```

This function performs the triangular banded matrix-vector multiplication

$$\mathbf{x} = \text{op}(\mathbf{A})\mathbf{x}$$

where \mathbf{A} is a triangular banded matrix, and \mathbf{x} is a vector. Also, for matrix \mathbf{A}

$$\text{op}(\mathbf{A}) = \begin{cases} \mathbf{A} & \text{if transa} == \text{CUBLAS_OP_N} \\ \mathbf{A}^T & \text{if transa} == \text{CUBLAS_OP_T} \\ \mathbf{A}^H & \text{if transa} == \text{CUBLAS_OP_C} \end{cases}$$

If `uplo == CUBLAS_FILL_MODE_LOWER` then the triangular banded matrix \mathbf{A} is stored column by column, with the main diagonal of the matrix stored in row **1**, the first subdiagonal in row **2** (starting at first position), the second subdiagonal in row **3** (starting at first position), etc. So that in general, the element $A(i, j)$ is stored in the memory location $\mathbf{A}(1+i-j, j)$ for $j = 1, \dots, n$ and $i \in [j, \min(m, j+k)]$. Also, the elements in the array \mathbf{A} that do not conceptually correspond to the elements in the banded matrix (the bottom right $k \times k$ triangle) are not referenced.

If `uplo == CUBLAS_FILL_MODE_UPPER` then the triangular banded matrix \mathbf{A} is stored column by column, with the main diagonal of the matrix stored in row **k+1**, the first superdiagonal in row **k** (starting at second position), the second superdiagonal in row **k-1** (starting at third position), etc. So that in general, the element $A(i, j)$ is stored in the memory location $\mathbf{A}(1+k+i-j, j)$ for $j = 1, \dots, n$ and $i \in [\max(1, j-k), j]$. Also, the

elements in the array **A** that do not conceptually correspond to the elements in the banded matrix (the top left $k \times k$ triangle) are not referenced.

Param.	Memory	In/out	Meaning
handle		input	handle to the cuBLAS library context.
uplo		input	indicates if matrix A lower or upper part is stored, the other part is not referenced and is inferred from the stored elements.
trans		input	operation $\text{op}(\mathbf{A})$ that is non- or (conj.) transpose.
diag		input	indicates if the elements on the main diagonal of matrix A are unity and should not be accessed.
n		input	number of rows and columns of matrix A .
k		input	number of sub- and super-diagonals of matrix A .
A	device	input	<type> array of dimension $\text{lda} \times n$, with $\text{lda} \geq k+1$.
lda		input	leading dimension of two-dimensional array used to store matrix A .
x	device	in/out	<type> vector with n elements.
incx		input	stride between consecutive elements of x .

The possible error values returned by this function and their meanings are listed below.

Error Value	Meaning
CUBLAS_STATUS_SUCCESS	the operation completed successfully
CUBLAS_STATUS_NOT_INITIALIZED	the library was not initialized
CUBLAS_STATUS_INVALID_VALUE	the parameters $n, k < 0$ or $\text{incx} = 0$
CUBLAS_STATUS_ARCH_MISMATCH	the device does not support double-precision
CUBLAS_STATUS_ALLOC_FAILED	the allocation of internal scratch memory failed
CUBLAS_STATUS_EXECUTION_FAILED	the function failed to launch on the GPU

For references please refer to:

[stbmv](#), [dtbmv](#), [ctbmv](#), [ztbmv](#)

2.6.12. cublas<t>tbsv()

```

cublasStatus_t cublasStbsv(cublasHandle_t handle, cublasFillMode_t uplo,
                           cublasOperation_t trans, cublasDiagType_t diag,
                           int n, int k, const float *A, int lda,
                           float *x, int incx)
cublasStatus_t cublasDtbsv(cublasHandle_t handle, cublasFillMode_t uplo,
                           cublasOperation_t trans, cublasDiagType_t diag,
                           int n, int k, const double *A, int lda,
                           double *x, int incx)
cublasStatus_t cublasCtbsv(cublasHandle_t handle, cublasFillMode_t uplo,
                           cublasOperation_t trans, cublasDiagType_t diag,
                           int n, int k, const cuComplex *A, int lda,
                           cuComplex *x, int incx)
cublasStatus_t cublasZtbsv(cublasHandle_t handle, cublasFillMode_t uplo,
                           cublasOperation_t trans, cublasDiagType_t diag,
                           int n, int k, const cuDoubleComplex *A, int lda,
                           cuDoubleComplex *x, int incx)

```

This function solves the triangular banded linear system with a single right-hand-side

$$\text{op}(A)\mathbf{x} = \mathbf{b}$$

where A is a triangular banded matrix, and \mathbf{x} and \mathbf{b} are vectors. Also, for matrix A

$$\text{op}(A) = \begin{cases} A & \text{if transa} == \text{CUBLAS_OP_N} \\ A^T & \text{if transa} == \text{CUBLAS_OP_T} \\ A^H & \text{if transa} == \text{CUBLAS_OP_C} \end{cases}$$

The solution \mathbf{x} overwrites the right-hand-sides \mathbf{b} on exit.

No test for singularity or near-singularity is included in this function.

If `uplo == CUBLAS_FILL_MODE_LOWER` then the triangular banded matrix A is stored column by column, with the main diagonal of the matrix stored in row **1**, the first subdiagonal in row **2** (starting at first position), the second subdiagonal in row **3** (starting at first position), etc. So that in general, the element $A(i, j)$ is stored in the memory location $\mathbf{A}(1+i-j, j)$ for $j = 1, \dots, n$ and $i \in [j, \min(m, j+k)]$. Also, the elements in the array \mathbf{A} that do not conceptually correspond to the elements in the banded matrix (the bottom right $k \times k$ triangle) are not referenced.

If `uplo == CUBLAS_FILL_MODE_UPPER` then the triangular banded matrix A is stored column by column, with the main diagonal of the matrix stored in row **k+1**, the first superdiagonal in row **k** (starting at second position), the second superdiagonal in row **k-1** (starting at third position), etc. So that in general, the element $A(i, j)$ is stored in the memory location $\mathbf{A}(1+k+i-j, j)$ for $j = 1, \dots, n$ and $i \in [\max(1, j-k), j]$. Also, the elements in the array \mathbf{A} that do not conceptually correspond to the elements in the banded matrix (the top left $k \times k$ triangle) are not referenced.

Param.	Memory	In/out	Meaning
handle		input	handle to the cuBLAS library context.
uplo		input	indicates if matrix \mathbf{A} lower or upper part is stored, the other part is not referenced and is inferred from the stored elements.
trans		input	operation $\text{op}(\mathbf{A})$ that is non- or (conj.) transpose.

Param.	Memory	In/out	Meaning
diag		input	indicates if the elements on the main diagonal of matrix A are unity and should not be accessed.
n		input	number of rows and columns of matrix A .
k		input	number of sub- and super-diagonals of matrix A .
A	device	input	<type> array of dimension lda \times n , with lda \geq k +1.
lda		input	leading dimension of two-dimensional array used to store matrix A .
x	device	in/out	<type> vector with n elements.
incx		input	stride between consecutive elements of x .

The possible error values returned by this function and their meanings are listed below.

Error Value	Meaning
CUBLAS_STATUS_SUCCESS	the operation completed successfully
CUBLAS_STATUS_NOT_INITIALIZED	the library was not initialized
CUBLAS_STATUS_INVALID_VALUE	the parameters n , k < 0 or incx = 0
CUBLAS_STATUS_ARCH_MISMATCH	the device does not support double-precision
CUBLAS_STATUS_EXECUTION_FAILED	the function failed to launch on the GPU

For references please refer to:

[stbsv](#), [dtbsv](#), [ctbsv](#), [ztbsv](#)

2.6.13. cublas<t>tpmv()

```

cublasStatus_t cublasStpmv(cublasHandle_t handle, cublasFillMode_t uplo,
                           cublasOperation_t trans, cublasDiagType_t diag,
                           int n, const float *AP,
                           float *x, int incx)
cublasStatus_t cublasDtpmv(cublasHandle_t handle, cublasFillMode_t uplo,
                           cublasOperation_t trans, cublasDiagType_t diag,
                           int n, const double *AP,
                           double *x, int incx)
cublasStatus_t cublasCtpmv(cublasHandle_t handle, cublasFillMode_t uplo,
                           cublasOperation_t trans, cublasDiagType_t diag,
                           int n, const cuComplex *AP,
                           cuComplex *x, int incx)
cublasStatus_t cublasZtpmv(cublasHandle_t handle, cublasFillMode_t uplo,
                           cublasOperation_t trans, cublasDiagType_t diag,
                           int n, const cuDoubleComplex *AP,
                           cuDoubleComplex *x, int incx)

```

This function performs the triangular packed matrix-vector multiplication

$$\mathbf{x} = \text{op}(\mathbf{A})\mathbf{x}$$

where **A** is a triangular matrix stored in packed format, and **x** is a vector. Also, for matrix **A**

$$\text{op}(A) = \begin{cases} A & \text{if transa} == \text{CUBLAS_OP_N} \\ A^T & \text{if transa} == \text{CUBLAS_OP_T} \\ A^H & \text{if transa} == \text{CUBLAS_OP_C} \end{cases}$$

If `uplo == CUBLAS_FILL_MODE_LOWER` then the elements in the lower triangular part of the triangular matrix A are packed together column by column without gaps, so that the element $A(i, j)$ is stored in the memory location $\mathbf{AP}[i + ((2 \cdot n - j + 1) \cdot j) / 2]$ for $j = 1, \dots, n$ and $i \geq j$. Consequently, the packed format requires only $\frac{n(n+1)}{2}$ elements for storage.

If `uplo == CUBLAS_FILL_MODE_UPPER` then the elements in the upper triangular part of the triangular matrix A are packed together column by column without gaps, so that the element $A(i, j)$ is stored in the memory location $\mathbf{AP}[i + (j \cdot (j + 1)) / 2]$ for $A(i, j)$ and $i \leq j$. Consequently, the packed format requires only $\frac{n(n+1)}{2}$ elements for storage.

Param.	Memory	In/out	Meaning
handle		input	handle to the cuBLAS library context.
uplo		input	indicates if matrix \mathbf{A} lower or upper part is stored, the other part is not referenced and is inferred from the stored elements.
trans		input	operation $\text{op}(\mathbf{A})$ that is non- or (conj.) transpose.
diag		input	indicates if the elements on the main diagonal of matrix \mathbf{A} are unity and should not be accessed.
n		input	number of rows and columns of matrix \mathbf{A} .
AP	device	input	<type> array with A stored in packed format.
x	device	in/out	<type> vector with n elements.
incx		input	stride between consecutive elements of \mathbf{x} .

The possible error values returned by this function and their meanings are listed below.

Error Value	Meaning
CUBLAS_STATUS_SUCCESS	the operation completed successfully
CUBLAS_STATUS_NOT_INITIALIZED	the library was not initialized
CUBLAS_STATUS_INVALID_VALUE	the parameters $n < 0$ or $\text{incx} = 0$
CUBLAS_STATUS_ARCH_MISMATCH	the device does not support double-precision
CUBLAS_STATUS_ALLOC_FAILED	the allocation of internal scratch memory failed
CUBLAS_STATUS_EXECUTION_FAILED	the function failed to launch on the GPU

For references please refer to:

[stpmv](#), [dtpmv](#), [ctpmv](#), [ztpmv](#)

2.6.14. cublas<t>tpsv()

```

cublasStatus_t cublasStpsv(cublasHandle_t handle, cublasFillMode_t uplo,
                           cublasOperation_t trans, cublasDiagType_t diag,
                           int n, const float *AP,
                           float *x, int incx)
cublasStatus_t cublasDtpsv(cublasHandle_t handle, cublasFillMode_t uplo,
                           cublasOperation_t trans, cublasDiagType_t diag,
                           int n, const double *AP,
                           double *x, int incx)
cublasStatus_t cublasCtpsv(cublasHandle_t handle, cublasFillMode_t uplo,
                           cublasOperation_t trans, cublasDiagType_t diag,
                           int n, const cuComplex *AP,
                           cuComplex *x, int incx)
cublasStatus_t cublasZtpsv(cublasHandle_t handle, cublasFillMode_t uplo,
                           cublasOperation_t trans, cublasDiagType_t diag,
                           int n, const cuDoubleComplex *AP,
                           cuDoubleComplex *x, int incx)

```

This function solves the packed triangular linear system with a single right-hand-side

$$\text{op}(A)\mathbf{x} = \mathbf{b}$$

where A is a triangular matrix stored in packed format, and \mathbf{x} and \mathbf{b} are vectors. Also, for matrix A

$$\text{op}(A) = \begin{cases} A & \text{if transa} == \text{CUBLAS_OP_N} \\ A^T & \text{if transa} == \text{CUBLAS_OP_T} \\ A^H & \text{if transa} == \text{CUBLAS_OP_C} \end{cases}$$

The solution \mathbf{x} overwrites the right-hand-sides \mathbf{b} on exit.

No test for singularity or near-singularity is included in this function.

If `uplo == CUBLAS_FILL_MODE_LOWER` then the elements in the lower triangular part of the triangular matrix A are packed together column by column without gaps, so that the element $A(i, j)$ is stored in the memory location `AP[i + ((2*n - j + 1) * j) / 2]` for $j = 1, \dots, n$ and $i \geq j$. Consequently, the packed format requires only $\frac{n(n+1)}{2}$ elements for storage.

If `uplo == CUBLAS_FILL_MODE_UPPER` then the elements in the upper triangular part of the triangular matrix A are packed together column by column without gaps, so that the element $A(i, j)$ is stored in the memory location `AP[i + (j * (j + 1)) / 2]` for $j = 1, \dots, n$ and $i \leq j$. Consequently, the packed format requires only $\frac{n(n+1)}{2}$ elements for storage.

Param.	Memory	In/out	Meaning
handle		input	handle to the cuBLAS library context.
uplo		input	indicates if matrix A lower or upper part is stored, the other part is not referenced and is inferred from the stored elements.
trans		input	operation $\text{op}(A)$ that is non- or (conj.) transpose.
diag		input	indicates if the elements on the main diagonal of matrix are unity and should not be accessed.

Param.	Memory	In/out	Meaning
n		input	number of rows and columns of matrix A .
AP	device	input	<type> array with A stored in packed format.
x	device	in/out	<type> vector with n elements.
incx		input	stride between consecutive elements of x .

The possible error values returned by this function and their meanings are listed below.

Error Value	Meaning
CUBLAS_STATUS_SUCCESS	the operation completed successfully
CUBLAS_STATUS_NOT_INITIALIZED	the library was not initialized
CUBLAS_STATUS_INVALID_VALUE	the parameters n <0 or incx =0
CUBLAS_STATUS_ARCH_MISMATCH	the device does not support double-precision
CUBLAS_STATUS_EXECUTION_FAILED	the function failed to launch on the GPU

For references please refer to:

[stpsv](#), [dtpsv](#), [ctpsv](#), [ztpsv](#)

2.6.15. cublas<t>trmv()

```

cublasStatus_t cublasStrmv(cublasHandle_t handle, cublasFillMode_t uplo,
                           cublasOperation_t trans, cublasDiagType_t diag,
                           int n, const float *A, int lda,
                           float *x, int incx)
cublasStatus_t cublasDtrmv(cublasHandle_t handle, cublasFillMode_t uplo,
                           cublasOperation_t trans, cublasDiagType_t diag,
                           int n, const double *A, int lda,
                           double *x, int incx)
cublasStatus_t cublasCtrmv(cublasHandle_t handle, cublasFillMode_t uplo,
                           cublasOperation_t trans, cublasDiagType_t diag,
                           int n, const cuComplex *A, int lda,
                           cuComplex *x, int incx)
cublasStatus_t cublasZtrmv(cublasHandle_t handle, cublasFillMode_t uplo,
                           cublasOperation_t trans, cublasDiagType_t diag,
                           int n, const cuDoubleComplex *A, int lda,
                           cuDoubleComplex *x, int incx)

```

This function performs the triangular matrix-vector multiplication

$$\mathbf{x} = \text{op}(\mathbf{A})\mathbf{x}$$

where \mathbf{A} is a triangular matrix stored in lower or upper mode with or without the main diagonal, and \mathbf{x} is a vector. Also, for matrix \mathbf{A}

$$\text{op}(\mathbf{A}) = \begin{cases} \mathbf{A} & \text{if transa} == \text{CUBLAS_OP_N} \\ \mathbf{A}^T & \text{if transa} == \text{CUBLAS_OP_T} \\ \mathbf{A}^H & \text{if transa} == \text{CUBLAS_OP_C} \end{cases}$$

Param.	Memory	In/out	Meaning
handle		input	handle to the cuBLAS library context.
uplo		input	indicates if matrix A lower or upper part is stored, the other part is not referenced and is inferred from the stored elements.
trans		input	operation $\text{op}(\mathbf{A})$ (that is, non- or conj.) transpose.
diag		input	indicates if the elements on the main diagonal of matrix A are unity and should not be accessed.
n		input	number of rows and columns of matrix A .
A	device	input	<type> array of dimensions $\text{lda} \times n$, with $\text{lda} \geq \max(1, n)$.
lda		input	leading dimension of two-dimensional array used to store matrix A .
x	device	in/out	<type> vector with n elements.
incx		input	stride between consecutive elements of x .

The possible error values returned by this function and their meanings are listed below.

Error Value	Meaning
CUBLAS_STATUS_SUCCESS	the operation completed successfully
CUBLAS_STATUS_NOT_INITIALIZED	the library was not initialized
CUBLAS_STATUS_INVALID_VALUE	the parameters $n < 0$ or $\text{incx} = 0$
CUBLAS_STATUS_ARCH_MISMATCH	the device does not support double-precision
CUBLAS_STATUS_ALLOC_FAILED	the allocation of internal scratch memory failed
CUBLAS_STATUS_EXECUTION_FAILED	the function failed to launch on the GPU

For references please refer to:

[strmv](#), [dtrmv](#), [ctrmv](#), [ztrmv](#)

2.6.16. cublas<t>trsv()

```

cublasStatus_t cublasStrsv(cublasHandle_t handle, cublasFillMode_t uplo,
                           cublasOperation_t trans, cublasDiagType_t diag,
                           int n, const float *A, int lda,
                           float *x, int incx)
cublasStatus_t cublasDtrsv(cublasHandle_t handle, cublasFillMode_t uplo,
                           cublasOperation_t trans, cublasDiagType_t diag,
                           int n, const double *A, int lda,
                           double *x, int incx)
cublasStatus_t cublasCtrsv(cublasHandle_t handle, cublasFillMode_t uplo,
                           cublasOperation_t trans, cublasDiagType_t diag,
                           int n, const cuComplex *A, int lda,
                           cuComplex *x, int incx)
cublasStatus_t cublasZtrsv(cublasHandle_t handle, cublasFillMode_t uplo,
                           cublasOperation_t trans, cublasDiagType_t diag,
                           int n, const cuDoubleComplex *A, int lda,
                           cuDoubleComplex *x, int incx)

```

This function solves the triangular linear system with a single right-hand-side

$$\text{op}(A)\mathbf{x} = \mathbf{b}$$

where A is a triangular matrix stored in lower or upper mode with or without the main diagonal, and \mathbf{x} and \mathbf{b} are vectors. Also, for matrix A

$$\text{op}(A) = \begin{cases} A & \text{if transa} == \text{CUBLAS_OP_N} \\ A^T & \text{if transa} == \text{CUBLAS_OP_T} \\ A^H & \text{if transa} == \text{CUBLAS_OP_C} \end{cases}$$

The solution \mathbf{x} overwrites the right-hand-sides \mathbf{b} on exit.

No test for singularity or near-singularity is included in this function.

Param.	Memory	In/out	Meaning
handle		input	handle to the cuBLAS library context.
uplo		input	indicates if matrix \mathbf{A} lower or upper part is stored, the other part is not referenced and is inferred from the stored elements.
trans		input	operation $\text{op}(\mathbf{A})$ that is non- or (conj.) transpose.
diag		input	indicates if the elements on the main diagonal of matrix \mathbf{A} are unity and should not be accessed.
n		input	number of rows and columns of matrix \mathbf{A} .
A	device	input	<type> array of dimension $\text{lda} \times n$, with $\text{lda} \geq \max(1, n)$.
lda		input	leading dimension of two-dimensional array used to store matrix \mathbf{A} .
x	device	in/out	<type> vector with n elements.
incx		input	stride between consecutive elements of \mathbf{x} .

The possible error values returned by this function and their meanings are listed below.

Error Value	Meaning
CUBLAS_STATUS_SUCCESS	the operation completed successfully
CUBLAS_STATUS_NOT_INITIALIZED	the library was not initialized
CUBLAS_STATUS_INVALID_VALUE	the parameters $n < 0$ or $\text{incx} = 0$
CUBLAS_STATUS_ARCH_MISMATCH	the device does not support double-precision
CUBLAS_STATUS_EXECUTION_FAILED	the function failed to launch on the GPU

For references please refer to:

[strsv](#), [dtrsv](#), [ctrsv](#), [ztrsv](#)

2.6.17. cublas<t>hemv()

```

cublasStatus_t cublasChemv(cublasHandle_t handle, cublasFillMode_t uplo,
                           int n, const cuComplex *alpha,
                           const cuComplex *A, int lda,
                           const cuComplex *x, int incx,
                           const cuComplex *beta,
                           cuComplex *y, int incy)
cublasStatus_t cublasZhemv(cublasHandle_t handle, cublasFillMode_t uplo,
                           int n, const cuDoubleComplex *alpha,
                           const cuDoubleComplex *A, int lda,
                           const cuDoubleComplex *x, int incx,
                           const cuDoubleComplex *beta,
                           cuDoubleComplex *y, int incy)

```

This function performs the Hermitian matrix-vector multiplication

$$\mathbf{y} = \alpha \mathbf{A} \mathbf{x} + \beta \mathbf{y}$$

where A is a $n \times n$ Hermitian matrix stored in lower or upper mode, \mathbf{x} and \mathbf{y} are vectors, and α and β are scalars.

This function has an alternate faster implementation using atomics that can be enabled with

Please see the section on the for more details about the usage of atomics

Param.	Memory	In/out	Meaning
handle		input	handle to the cuBLAS library context.
uplo		input	indicates if matrix A lower or upper part is stored, the other Hermitian part is not referenced and is inferred from the stored elements.
n		input	number of rows and columns of matrix A .
alpha	host or device	input	<type> scalar used for multiplication.
A	device	input	<type> array of dimension $lda \times n$, with $lda \geq \max(1, n)$. The imaginary parts of the diagonal elements are assumed to be zero.
lda		input	leading dimension of two-dimensional array used to store matrix A .
x	device	input	<type> vector with n elements.
incx		input	stride between consecutive elements of \mathbf{x} .
beta	host or device	input	<type> scalar used for multiplication, if $\beta == 0$ then \mathbf{y} does not have to be a valid input.
y	device	in/out	<type> vector with n elements.
incy		input	stride between consecutive elements of \mathbf{y} .

The possible error values returned by this function and their meanings are listed below.

Error Value	Meaning
CUBLAS_STATUS_SUCCESS	the operation completed successfully
CUBLAS_STATUS_NOT_INITIALIZED	the library was not initialized
CUBLAS_STATUS_INVALID_VALUE	the parameters $n < 0$ or $incx, incy = 0$
CUBLAS_STATUS_ARCH_MISMATCH	the device does not support double-precision
CUBLAS_STATUS_EXECUTION_FAILED	the function failed to launch on the GPU

For references please refer to:

[chemv, zhemv](#)

2.6.18. cublas<t>hbmV()

```

cublasStatus_t cublasChbmV(cublasHandle_t handle, cublasFillMode_t uplo,
                           int n, int k, const cuComplex *alpha,
                           const cuComplex *A, int lda,
                           const cuComplex *x, int incx,
                           const cuComplex *beta,
                           cuComplex *y, int incy)
cublasStatus_t cublasZhbmV(cublasHandle_t handle, cublasFillMode_t uplo,
                           int n, int k, const cuDoubleComplex *alpha,
                           const cuDoubleComplex *A, int lda,
                           const cuDoubleComplex *x, int incx,
                           const cuDoubleComplex *beta,
                           cuDoubleComplex *y, int incy)

```

This function performs the Hermitian banded matrix-vector multiplication

$$y = \alpha Ax + \beta y$$

where A is a $n \times n$ Hermitian banded matrix with k subdiagonals and superdiagonals, x and y are vectors, and α and β are scalars.

If `uplo == CUBLAS_FILL_MODE_LOWER` then the Hermitian banded matrix A is stored column by column, with the main diagonal of the matrix stored in row **1**, the first subdiagonal in row **2** (starting at first position), the second subdiagonal in row **3** (starting at first position), etc. So that in general, the element $A(i, j)$ is stored in the memory location $A(1+i-j, j)$ for $j = 1, \dots, n$ and $i \in [j, \min(m, j+k)]$. Also, the elements in the array A that do not conceptually correspond to the elements in the banded matrix (the bottom right $k \times k$ triangle) are not referenced.

If `uplo == CUBLAS_FILL_MODE_UPPER` then the Hermitian banded matrix A is stored column by column, with the main diagonal of the matrix stored in row **k+1**, the first superdiagonal in row **k** (starting at second position), the second superdiagonal in row **k-1** (starting at third position), etc. So that in general, the element $A(i, j)$ is stored in the memory location $A(1+k+i-j, j)$ for $j = 1, \dots, n$ and $i \in [\max(1, j-k), j]$. Also, the elements in the array A that do not conceptually correspond to the elements in the banded matrix (the top left $k \times k$ triangle) are not referenced.

Param.	Memory	In/out	Meaning
handle		input	handle to the cuBLAS library context.

Param.	Memory	In/out	Meaning
uplo		input	indicates if matrix A lower or upper part is stored, the other Hermitian part is not referenced and is inferred from the stored elements.
n		input	number of rows and columns of matrix A .
k		input	number of sub- and super-diagonals of matrix A .
alpha	host or device	input	<type> scalar used for multiplication.
A	device	input	<type> array of dimensions lda x n , with lda ≥ k +1. The imaginary parts of the diagonal elements are assumed to be zero.
lda		input	leading dimension of two-dimensional array used to store matrix A .
x	device	input	<type> vector with n elements.
incx		input	stride between consecutive elements of x .
beta	host or device	input	<type> scalar used for multiplication, if beta ==0 then does not have to be a valid input.
y	device	in/out	<type> vector with n elements.
incy		input	stride between consecutive elements of y .

The possible error values returned by this function and their meanings are listed below.

Error Value	Meaning
CUBLAS_STATUS_SUCCESS	the operation completed successfully
CUBLAS_STATUS_NOT_INITIALIZED	the library was not initialized
CUBLAS_STATUS_INVALID_VALUE	the parameters n , k <0 or incx , incy =0
CUBLAS_STATUS_ARCH_MISMATCH	the device does not support double-precision
CUBLAS_STATUS_EXECUTION_FAILED	the function failed to launch on the GPU

For references please refer to:

[chbmV](#), [zhbmV](#)

2.6.19. cublas<t>hpmv()

```

cublasStatus_t cublasChpmv(cublasHandle_t handle, cublasFillMode_t uplo,
                           int n, const cuComplex *alpha,
                           const cuComplex *AP,
                           const cuComplex *x, int incx,
                           const cuComplex *beta,
                           cuComplex *y, int incy)
cublasStatus_t cublasZhpmv(cublasHandle_t handle, cublasFillMode_t uplo,
                           int n, const cuDoubleComplex *alpha,
                           const cuDoubleComplex *AP,
                           const cuDoubleComplex *x, int incx,
                           const cuDoubleComplex *beta,
                           cuDoubleComplex *y, int incy)

```

This function performs the Hermitian packed matrix-vector multiplication

$$\mathbf{y} = \alpha \mathbf{A} \mathbf{x} + \beta \mathbf{y}$$

where A is a $n \times n$ Hermitian matrix stored in packed format, \mathbf{x} and \mathbf{y} are vectors, and α and β are scalars.

If `uplo == CUBLAS_FILL_MODE_LOWER` then the elements in the lower triangular part of the Hermitian matrix A are packed together column by column without gaps, so that the element $A(i, j)$ is stored in the memory location `AP[i + ((2*n - j + 1) * j) / 2]` for $j = 1, \dots, n$ and $i \geq j$. Consequently, the packed format requires only $\frac{n(n+1)}{2}$ elements for storage.

If `uplo == CUBLAS_FILL_MODE_UPPER` then the elements in the upper triangular part of the Hermitian matrix A are packed together column by column without gaps, so that the element $A(i, j)$ is stored in the memory location `AP[i + (j * (j + 1)) / 2]` for $j = 1, \dots, n$ and $i \leq j$. Consequently, the packed format requires only $\frac{n(n+1)}{2}$ elements for storage.

Param.	Memory	In/out	Meaning
handle		input	handle to the cuBLAS library context.
uplo		input	indicates if matrix A lower or upper part is stored, the other Hermitian part is not referenced and is inferred from the stored elements.
n		input	number of rows and columns of matrix A .
alpha	host or device	input	<type> scalar used for multiplication.
AP	device	input	<type> array with A stored in packed format. The imaginary parts of the diagonal elements are assumed to be zero.
x	device	input	<type> vector with n elements.
incx		input	stride between consecutive elements of x .
beta	host or device	input	<type> scalar used for multiplication, if <code>beta==0</code> then y does not have to be a valid input.
y	device	in/out	<type> vector with n elements.
incy		input	stride between consecutive elements of y .

The possible error values returned by this function and their meanings are listed below.

Error Value	Meaning
CUBLAS_STATUS_SUCCESS	the operation completed successfully
CUBLAS_STATUS_NOT_INITIALIZED	the library was not initialized
CUBLAS_STATUS_INVALID_VALUE	the parameters <code>n<0</code> or <code>incx,incy=0</code>
CUBLAS_STATUS_ARCH_MISMATCH	the device does not support double-precision
CUBLAS_STATUS_EXECUTION_FAILED	the function failed to launch on the GPU

For references please refer to:

[chpmv](#), [zhpmv](#)

2.6.20. cublas<t>her()

```
cublasStatus_t cublasCher(cublasHandle_t handle, cublasFillMode_t uplo,
                          int n, const float *alpha,
                          const cuComplex *x, int incx,
                          cuComplex *A, int lda)
cublasStatus_t cublasZher(cublasHandle_t handle, cublasFillMode_t uplo,
                          int n, const double *alpha,
                          const cuDoubleComplex *x, int incx,
                          cuDoubleComplex *A, int lda)
```

This function performs the Hermitian rank-1 update

$$A = \alpha \mathbf{x} \mathbf{x}^H + A$$

where A is a $n \times n$ Hermitian matrix stored in column-major format, \mathbf{x} is a vector, and α is a scalar.

Param.	Memory	In/out	Meaning
handle		input	handle to the cuBLAS library context.
uplo		input	indicates if matrix A lower or upper part is stored, the other Hermitian part is not referenced and is inferred from the stored elements.
n		input	number of rows and columns of matrix A .
alpha	host or device	input	<type> scalar used for multiplication.
x	device	input	<type> vector with <code>n</code> elements.
incx		input	stride between consecutive elements of \mathbf{x} .
A	device	in/out	<type> array of dimensions <code>lda x n</code> , with <code>lda>=max(1,n)</code> . The imaginary parts of the diagonal elements are assumed and set to zero.
lda		input	leading dimension of two-dimensional array used to store matrix A .

The possible error values returned by this function and their meanings are listed below.

Error Value	Meaning
CUBLAS_STATUS_SUCCESS	the operation completed successfully
CUBLAS_STATUS_NOT_INITIALIZED	the library was not initialized
CUBLAS_STATUS_INVALID_VALUE	the parameters $n < 0$ or $incx = 0$
CUBLAS_STATUS_ARCH_MISMATCH	the device does not support double-precision
CUBLAS_STATUS_EXECUTION_FAILED	the function failed to launch on the GPU

For references please refer to:

[cher](#), [zher](#)

2.6.21. cublas<t>her2()

```

cublasStatus_t cublasCher2(cublasHandle_t handle, cublasFillMode_t uplo,
                           int n, const cuComplex *alpha,
                           const cuComplex *x, int incx,
                           const cuComplex *y, int incy,
                           cuComplex *A, int lda)
cublasStatus_t cublasZher2(cublasHandle_t handle, cublasFillMode_t uplo,
                           int n, const cuDoubleComplex *alpha,
                           const cuDoubleComplex *x, int incx,
                           const cuDoubleComplex *y, int incy,
                           cuDoubleComplex *A, int lda)

```

This function performs the Hermitian rank-2 update

$$A = \alpha \mathbf{x} \mathbf{y}^H + \bar{\alpha} \mathbf{y} \mathbf{x}^H + A$$

where A is a $n \times n$ Hermitian matrix stored in column-major format, \mathbf{x} and \mathbf{y} are vectors, and α is a scalar.

Param.	Memory	In/out	Meaning
handle		input	handle to the cuBLAS library context.
uplo		input	indicates if matrix A lower or upper part is stored, the other Hermitian part is not referenced and is inferred from the stored elements.
n		input	number of rows and columns of matrix A .
alpha	host or device	input	<type> scalar used for multiplication.
x	device	input	<type> vector with n elements.
incx		input	stride between consecutive elements of \mathbf{x} .
y	device	input	<type> vector with n elements.
incy		input	stride between consecutive elements of \mathbf{y} .
A	device	in/out	<type> array of dimension $lda \times n$ with $lda \geq \max(1, n)$. The imaginary parts of the diagonal elements are assumed and set to zero.

Param.	Memory	In/out	Meaning
lda		input	leading dimension of two-dimensional array used to store matrix A .

The possible error values returned by this function and their meanings are listed below.

Error Value	Meaning
CUBLAS_STATUS_SUCCESS	the operation completed successfully
CUBLAS_STATUS_NOT_INITIALIZED	the library was not initialized
CUBLAS_STATUS_INVALID_VALUE	the parameters $n < 0$ or $incx, incy = 0$
CUBLAS_STATUS_ARCH_MISMATCH	the device does not support double-precision
CUBLAS_STATUS_EXECUTION_FAILED	the function failed to launch on the GPU

For references please refer to:

cher2, zher2

2.6.22. cublas<t>hpr()

```

cublasStatus_t cublasChpr(cublasHandle_t handle, cublasFillMode_t uplo,
                          int n, const float *alpha,
                          const cuComplex *x, int incx,
                          cuComplex *AP)
cublasStatus_t cublasZhpr(cublasHandle_t handle, cublasFillMode_t uplo,
                          int n, const double *alpha,
                          const cuDoubleComplex *x, int incx,
                          cuDoubleComplex *AP)

```

This function performs the packed Hermitian rank-1 update

$$A = \alpha \mathbf{x} \mathbf{x}^H + A$$

where A is a $n \times n$ Hermitian matrix stored in packed format, \mathbf{x} is a vector, and α is a scalar.

If `uplo == CUBLAS_FILL_MODE_LOWER` then the elements in the lower triangular part of the Hermitian matrix A are packed together column by column without gaps, so that the element $A(i, j)$ is stored in the memory location `AP[i + ((2*n-j+1)*j)/2]` for $j = 1, \dots, n$ and $i \geq j$. Consequently, the packed format requires only $\frac{n(n+1)}{2}$ elements for storage.

If `uplo == CUBLAS_FILL_MODE_UPPER` then the elements in the upper triangular part of the Hermitian matrix A are packed together column by column without gaps, so that the element $A(i, j)$ is stored in the memory location `AP[i + (j*(j+1))/2]` for $j = 1, \dots, n$ and $i \leq j$. Consequently, the packed format requires only $\frac{n(n+1)}{2}$ elements for storage.

Param.	Memory	In/out	Meaning
handle		input	handle to the cuBLAS library context.

Param.	Memory	In/out	Meaning
uplo		input	indicates if matrix A lower or upper part is stored, the other Hermitian part is not referenced and is inferred from the stored elements.
n		input	number of rows and columns of matrix A .
alpha	host or device	input	<type> scalar used for multiplication.
x	device	input	<type> vector with n elements.
incx		input	stride between consecutive elements of x .
AP	device	in/out	<type> array with A stored in packed format. The imaginary parts of the diagonal elements are assumed and set to zero.

The possible error values returned by this function and their meanings are listed below.

Error Value	Meaning
CUBLAS_STATUS_SUCCESS	the operation completed successfully
CUBLAS_STATUS_NOT_INITIALIZED	the library was not initialized
CUBLAS_STATUS_INVALID_VALUE	the parameters n <0 or incx =0
CUBLAS_STATUS_ARCH_MISMATCH	the device does not support double-precision
CUBLAS_STATUS_EXECUTION_FAILED	the function failed to launch on the GPU

For references please refer to:

[chpr](#), [zhpr](#)

2.6.23. cublas<t>hpr2()

```

cublasStatus_t cublasChpr2(cublasHandle_t handle, cublasFillMode_t uplo,
                           int n, const cuComplex *alpha,
                           const cuComplex *x, int incx,
                           const cuComplex *y, int incy,
                           cuComplex *AP)
cublasStatus_t cublasZhpr2(cublasHandle_t handle, cublasFillMode_t uplo,
                           int n, const cuDoubleComplex *alpha,
                           const cuDoubleComplex *x, int incx,
                           const cuDoubleComplex *y, int incy,
                           cuDoubleComplex *AP)

```

This function performs the packed Hermitian rank-2 update

$$A = \alpha \mathbf{x} \mathbf{y}^H + \bar{\alpha} \mathbf{y} \mathbf{x}^H + A$$

where **A** is a $n \times n$ Hermitian matrix stored in packed format, **x** and **y** are vectors, and α is a scalar.

If **uplo** == **CUBLAS_FILL_MODE_LOWER** then the elements in the lower triangular part of the Hermitian matrix **A** are packed together column by column without gaps, so that the element $A(i, j)$ is stored in the memory location **AP**[**i** + ((2***n** - **j** + 1) * **j**) / 2] for

$j = 1, \dots, n$ and $i \geq j$. Consequently, the packed format requires only $\frac{n(n+1)}{2}$ elements for storage.

If `uplo == CUBLAS_FILL_MODE_UPPER` then the elements in the upper triangular part of the Hermitian matrix A are packed together column by column without gaps, so that the element $A(i, j)$ is stored in the memory location `AP[i + (j * (j + 1)) / 2]` for $j = 1, \dots, n$ and $i \leq j$. Consequently, the packed format requires only $\frac{n(n+1)}{2}$ elements for storage.

Param.	Memory	In/out	Meaning
handle		input	handle to the cuBLAS library context.
uplo		input	indicates if matrix A lower or upper part is stored, the other Hermitian part is not referenced and is inferred from the stored elements.
n		input	number of rows and columns of matrix A .
alpha	host or device	input	<type> scalar used for multiplication.
x	device	input	<type> vector with n elements.
incx		input	stride between consecutive elements of x .
y	device	input	<type> vector with n elements.
incy		input	stride between consecutive elements of y .
AP	device	in/out	<type> array with A stored in packed format. The imaginary parts of the diagonal elements are assumed and set to zero.

The possible error values returned by this function and their meanings are listed below.

Error Value	Meaning
CUBLAS_STATUS_SUCCESS	the operation completed successfully
CUBLAS_STATUS_NOT_INITIALIZED	the library was not initialized
CUBLAS_STATUS_INVALID_VALUE	the parameters $n < 0$ or $incx, incy = 0$
CUBLAS_STATUS_ARCH_MISMATCH	the device does not support double-precision
CUBLAS_STATUS_EXECUTION_FAILED	the function failed to launch on the GPU

For references please refer to:

chpr2, zhpr2

2.7. cuBLAS Level-3 Function Reference

In this chapter we describe the Level-3 Basic Linear Algebra Subprograms (BLAS3) functions that perform matrix-matrix operations.

2.7.1. cublas<t>gemm()

```

cublasStatus_t cublasSgemm(cublasHandle_t handle,
                          cublasOperation_t transa, cublasOperation_t transb,
                          int m, int n, int k,
                          const float *alpha,
                          const float *A, int lda,
                          const float *B, int ldb,
                          const float *beta,
                          float *C, int ldc)
cublasStatus_t cublasDgemm(cublasHandle_t handle,
                          cublasOperation_t transa, cublasOperation_t transb,
                          int m, int n, int k,
                          const double *alpha,
                          const double *A, int lda,
                          const double *B, int ldb,
                          const double *beta,
                          double *C, int ldc)
cublasStatus_t cublasCgemm(cublasHandle_t handle,
                          cublasOperation_t transa, cublasOperation_t transb,
                          int m, int n, int k,
                          const cuComplex *alpha,
                          const cuComplex *A, int lda,
                          const cuComplex *B, int ldb,
                          const cuComplex *beta,
                          cuComplex *C, int ldc)
cublasStatus_t cublasZgemm(cublasHandle_t handle,
                          cublasOperation_t transa, cublasOperation_t transb,
                          int m, int n, int k,
                          const cuDoubleComplex *alpha,
                          const cuDoubleComplex *A, int lda,
                          const cuDoubleComplex *B, int ldb,
                          const cuDoubleComplex *beta,
                          cuDoubleComplex *C, int ldc)
cublasStatus_t cublasHgemm(cublasHandle_t handle,
                          cublasOperation_t transa, cublasOperation_t transb,
                          int m, int n, int k,
                          const __half *alpha,
                          const __half *A, int lda,
                          const __half *B, int ldb,
                          const __half *beta,
                          __half *C, int ldc)

```

This function performs the matrix-matrix multiplication

$$C = \alpha \text{op}(A) \text{op}(B) + \beta C$$

where α and β are scalars, and A , B and C are matrices stored in column-major format with dimensions $\text{op}(A) \ m \times k$, $\text{op}(B) \ k \times n$ and $C \ m \times n$, respectively. Also, for matrix A

$$\text{op}(A) = \begin{cases} A & \text{if transa} == \text{CUBLAS_OP_N} \\ A^T & \text{if transa} == \text{CUBLAS_OP_T} \\ A^H & \text{if transa} == \text{CUBLAS_OP_C} \end{cases}$$

and $\text{op}(B)$ is defined similarly for matrix B .

Param.	Memory	In/out	Meaning
handle		input	handle to the cuBLAS library context.
transa		input	operation op(A) that is non- or (conj.) transpose.
transb		input	operation op(B) that is non- or (conj.) transpose.

Param.	Memory	In/out	Meaning
m		input	number of rows of matrix op(A) and c.
n		input	number of columns of matrix op(B) and c.
k		input	number of columns of op(A) and rows of op(B).
alpha	host or device	input	<type> scalar used for multiplication.
A	device	input	<type> array of dimensions $lda \times k$ with $lda \geq \max(1, m)$ if <code>transa == CUBLAS_OP_N</code> and $lda \times m$ with $lda \geq \max(1, k)$ otherwise.
lda		input	leading dimension of two-dimensional array used to store the matrix A.
B	device	input	<type> array of dimension $ldb \times n$ with $ldb \geq \max(1, k)$ if <code>transb == CUBLAS_OP_N</code> and $ldb \times k$ with $ldb \geq \max(1, n)$ otherwise.
ldb		input	leading dimension of two-dimensional array used to store matrix B.
beta	host or device	input	<type> scalar used for multiplication. If <code>beta==0</code> , c does not have to be a valid input.
C	device	in/out	<type> array of dimensions $ldc \times n$ with $ldc \geq \max(1, m)$.
ldc		input	leading dimension of a two-dimensional array used to store the matrix c.

The possible error values returned by this function and their meanings are listed below.

Error Value	Meaning
CUBLAS_STATUS_SUCCESS	the operation completed successfully
CUBLAS_STATUS_NOT_INITIALIZED	the library was not initialized
CUBLAS_STATUS_INVALID_VALUE	the parameters <code>m, n, k < 0</code>
CUBLAS_STATUS_ARCH_MISMATCH	the device does not support double-precision or in the case of <code>cublasHgemm</code> the device does not support math in half precision.
CUBLAS_STATUS_EXECUTION_FAILED	the function failed to launch on the GPU

For references please refer to:

[sgemm](#), [dgemm](#), [cgemm](#), [zgemm](#)

2.7.2. cublas<t>gemm3m()

```

cublasStatus_t cublasCgemm3m(cublasHandle_t handle,
                             cublasOperation_t transa, cublasOperation_t transb,
                             int m, int n, int k,
                             const cuComplex *alpha,
                             const cuComplex *A, int lda,
                             const cuComplex *B, int ldb,
                             const cuComplex *beta,
                             cuComplex *C, int ldc)
cublasStatus_t cublasZgemm3m(cublasHandle_t handle,
                             cublasOperation_t transa, cublasOperation_t transb,
                             int m, int n, int k,
                             const cuDoubleComplex *alpha,
                             const cuDoubleComplex *A, int lda,
                             const cuDoubleComplex *B, int ldb,
                             const cuDoubleComplex *beta,
                             cuDoubleComplex *C, int ldc)

```

This function performs the complex matrix-matrix multiplication, using Gauss complexity reduction algorithm. This can lead to an increase in performance up to 25%

$$C = \alpha \text{op}(A)\text{op}(B) + \beta C$$

where α and β are scalars, and A , B and C are matrices stored in column-major format with dimensions $\text{op}(A) m \times k$, $\text{op}(B) k \times n$ and $C m \times n$, respectively. Also, for matrix A

$$\text{op}(A) = \begin{cases} A & \text{if transa} == \text{CUBLAS_OP_N} \\ A^T & \text{if transa} == \text{CUBLAS_OP_T} \\ A^H & \text{if transa} == \text{CUBLAS_OP_C} \end{cases}$$

and $\text{op}(B)$ is defined similarly for matrix B .



These 2 routines are only supported on GPUs with architecture capabilities equal or greater than 5.0

Param.	Memory	In/out	Meaning
handle		input	handle to the cuBLAS library context.
transa		input	operation $\text{op}(\mathbf{A})$ that is non- or (conj.) transpose.
transb		input	operation $\text{op}(\mathbf{B})$ that is non- or (conj.) transpose.
m		input	number of rows of matrix $\text{op}(\mathbf{A})$ and \mathbf{C} .
n		input	number of columns of matrix $\text{op}(\mathbf{B})$ and \mathbf{C} .
k		input	number of columns of $\text{op}(\mathbf{A})$ and rows of $\text{op}(\mathbf{B})$.
alpha	host or device	input	<type> scalar used for multiplication.
A	device	input	<type> array of dimensions $\text{lda} \times k$ with $\text{lda} \geq \max(1, m)$ if $\text{transa} == \text{CUBLAS_OP_N}$ and $\text{lda} \times m$ with $\text{lda} \geq \max(1, k)$ otherwise.
lda		input	leading dimension of two-dimensional array used to store the matrix \mathbf{A} .

Param.	Memory	In/out	Meaning
B	device	input	<type> array of dimension $ldb \times n$ with $ldb \geq \max(1, k)$ if <code>transb == CUBLAS_OP_N</code> and $ldb \times k$ with $ldb \geq \max(1, n)$ otherwise.
ldb		input	leading dimension of two-dimensional array used to store matrix B.
beta	host or device	input	<type> scalar used for multiplication. If <code>beta==0</code> , c does not have to be a valid input.
C	device	in/out	<type> array of dimensions $ldc \times n$ with $ldc \geq \max(1, m)$.
ldc		input	leading dimension of a two-dimensional array used to store the matrix c.

The possible error values returned by this function and their meanings are listed below.

Error Value	Meaning
<code>CUBLAS_STATUS_SUCCESS</code>	the operation completed successfully
<code>CUBLAS_STATUS_NOT_INITIALIZED</code>	the library was not initialized
<code>CUBLAS_STATUS_INVALID_VALUE</code>	the parameters $m, n, k < 0$
<code>CUBLAS_STATUS_ARCH_MISMATCH</code>	the device has a compute capabilities lower than 5.0
<code>CUBLAS_STATUS_EXECUTION_FAILED</code>	the function failed to launch on the GPU

For references please refer to:

[cgemm](#), [zgemm](#)

2.7.3. cublas<t>gemmBatched()

```

cublasStatus_t cublasHgemmBatched(cublasHandle_t handle,
                                  cublasOperation_t transa,
                                  cublasOperation_t transb,
                                  int m, int n, int k,
                                  const __half *alpha,
                                  const __half *Aarray[], int lda,
                                  const __half *Barray[], int ldb,
                                  const __half *beta,
                                  __half *Carray[], int ldc,
                                  int batchSize)
cublasStatus_t cublasSgemmBatched(cublasHandle_t handle,
                                  cublasOperation_t transa,
                                  cublasOperation_t transb,
                                  int m, int n, int k,
                                  const float *alpha,
                                  const float *Aarray[], int lda,
                                  const float *Barray[], int ldb,
                                  const float *beta,
                                  float *Carray[], int ldc,
                                  int batchSize)
cublasStatus_t cublasDgemmBatched(cublasHandle_t handle,
                                  cublasOperation_t transa,
                                  cublasOperation_t transb,
                                  int m, int n, int k,
                                  const double *alpha,
                                  const double *Aarray[], int lda,
                                  const double *Barray[], int ldb,
                                  const double *beta,
                                  double *Carray[], int ldc,
                                  int batchSize)
cublasStatus_t cublasCgemmBatched(cublasHandle_t handle,
                                  cublasOperation_t transa,
                                  cublasOperation_t transb,
                                  int m, int n, int k,
                                  const cuComplex *alpha,
                                  const cuComplex *Aarray[], int lda,
                                  const cuComplex *Barray[], int ldb,
                                  const cuComplex *beta,
                                  cuComplex *Carray[], int ldc,
                                  int batchSize)
cublasStatus_t cublasZgemmBatched(cublasHandle_t handle,
                                  cublasOperation_t transa,
                                  cublasOperation_t transb,
                                  int m, int n, int k,
                                  const cuDoubleComplex *alpha,
                                  const cuDoubleComplex *Aarray[], int lda,
                                  const cuDoubleComplex *Barray[], int ldb,
                                  const cuDoubleComplex *beta,
                                  cuDoubleComplex *Carray[], int ldc,
                                  int batchSize)

```

This function performs the matrix-matrix multiplication of a batch of matrices. The batch is considered to be "uniform", i.e. all instances have the same dimensions (m, n, k), leading dimensions (lda, ldb, ldc) and transpositions (transa, transb) for their respective A, B and C matrices. The address of the input matrices and the output matrix of each instance of the batch are read from arrays of pointers passed to the function by the caller.

$$C[i] = \alpha \text{op}(A[i]) \text{op}(B[i]) + \beta C[i], \text{ for } i \in [0, \text{batchCount} - 1]$$

where α and β are scalars, and A , B and C are arrays of pointers to matrices stored in column-major format with dimensions $\text{op}(A[i])\ m \times k$, $\text{op}(B[i])\ k \times n$ and $C[i]\ m \times n$, respectively. Also, for matrix A

$$\text{op}(A) = \begin{cases} A & \text{if transa} == \text{CUBLAS_OP_N} \\ A^T & \text{if transa} == \text{CUBLAS_OP_T} \\ A^H & \text{if transa} == \text{CUBLAS_OP_C} \end{cases}$$

and $\text{op}(B[i])$ is defined similarly for matrix $B[i]$.

On certain problem sizes, it might be advantageous to make multiple calls to `cusblas<t>gemm` in different CUDA streams, rather than use this API.

Param.	Memory	In/out	Meaning
handle		input	handle to the cuBLAS library context.
transa		input	operation $\text{op}(A[i])$ that is non- or (conj.) transpose.
transb		input	operation $\text{op}(B[i])$ that is non- or (conj.) transpose.
m		input	number of rows of matrix $\text{op}(A[i])$ and $C[i]$.
n		input	number of columns of $\text{op}(B[i])$ and $C[i]$.
k		input	number of columns of $\text{op}(A[i])$ and rows of $\text{op}(B[i])$.
alpha	host or device	input	<type> scalar used for multiplication.
Aarray	device	input	array of pointers to <type> array, with each array of dim. $\text{lda} \times k$ with $\text{lda} \geq \max(1, m)$ if $\text{transa} == \text{CUBLAS_OP_N}$ and $\text{lda} \times m$ with $\text{lda} \geq \max(1, k)$ otherwise.
lda		input	leading dimension of two-dimensional array used to store each matrix $A[i]$.
Barray	device	input	array of pointers to <type> array, with each array of dim. $\text{ldb} \times n$ with $\text{ldb} \geq \max(1, k)$ if $\text{transb} == \text{CUBLAS_OP_N}$ and $\text{ldb} \times k$ with $\text{ldb} \geq \max(1, n)$ otherwise.
ldb		input	leading dimension of two-dimensional array used to store each matrix $B[i]$.
beta	host or device	input	<type> scalar used for multiplication. If $\text{beta} == 0$, C does not have to be a valid input.
Carray	device	in/out	array of pointers to <type> array. It has dimensions $\text{ldc} \times n$ with $\text{ldc} \geq \max(1, m)$.
ldc		input	leading dimension of two-dimensional array used to store each matrix $C[i]$.
batchCount		input	number of pointers contained in Aarray, Barray and Carray.

The possible error values returned by this function and their meanings are listed below.

Error Value	Meaning
CUBLAS_STATUS_SUCCESS	the operation completed successfully

Error Value	Meaning
CUBLAS_STATUS_NOT_INITIALIZED	the library was not initialized
CUBLAS_STATUS_INVALID_VALUE	the parameters $m, n, k, \text{batchCount} < 0$
CUBLAS_STATUS_ARCH_MISMATCH	the device does not support double-precision
CUBLAS_STATUS_EXECUTION_FAILED	the function failed to launch on the GPU

This function performs the matrix-matrix multiplication of a batch of matrices. The batch is considered to be "uniform", i.e. all instances have the same dimensions (m, n, k), leading dimensions (lda, ldb, ldc) and transpositions ($transa, transb$) for their respective A, B and C matrices. Input matrices A, B and output matrix C for each instance of the batch are located at fixed address offsets from their locations in the previous instance. Pointers to A, B and C matrices for the first instance are passed to the function by the user along with the address offsets - $strideA, strideB$ and $strideC$ that determine the locations of input and output matrices in future instances.

$$C + i * strideC = \alpha op(A + i * strideA) op(B + i * strideB) + \beta (C + i * strideC), \text{ for } i \in [0, batchCount - 1]$$

where α and β are scalars, and A, B and C are arrays of pointers to matrices stored in column-major format with dimensions $op(A[i])\ m \times k$, $op(B[i])\ k \times n$ and $C[i]\ m \times n$, respectively. Also, for matrix A

$$op(A) = \begin{cases} A & \text{if } transa == \text{CUBLAS_OP_N} \\ A^T & \text{if } transa == \text{CUBLAS_OP_T} \\ A^H & \text{if } transa == \text{CUBLAS_OP_C} \end{cases}$$

and $op(B[i])$ is defined similarly for matrix $B[i]$.

On certain problem sizes, it might be advantageous to make multiple calls to **cusblas<t>gemm** in different CUDA streams, rather than use this API.

Note: In the table below, we use $A[i], B[i], C[i]$ as notation for A, B and C matrices in the i th instance of the batch, implicitly assuming they are respectively address offsets **strideA, strideB, strideC** away from $A[i-1], B[i-1], C[i-1]$.

Param.	Memory	In/out	Meaning
handle		input	handle to the cuBLAS library context.
transa		input	operation $op(A[i])$ that is non- or (conj.) transpose.
transb		input	operation $op(B[i])$ that is non- or (conj.) transpose.
m		input	number of rows of matrix $op(A[i])$ and $C[i]$.
n		input	number of columns of $op(B[i])$ and $C[i]$.
k		input	number of columns of $op(A[i])$ and rows of $op(B[i])$.
alpha	host or device	input	<type> scalar used for multiplication.
A	device	input	<type>* pointer to the A matrix corresponding to the first instance of the batch, with dimensions $lda \times k$ with $lda \geq \max(1, m)$ if $transa == \text{CUBLAS_OP_N}$ and $lda \times m$ with $lda \geq \max(1, k)$ otherwise.
lda		input	leading dimension of two-dimensional array used to store each matrix $A[i]$.
strideA		input	Value of type long long int that gives the address offset between $A[i]$ and $A[i+1]$
B	device	input	<type>* pointer to the B matrix corresponding to the first instance of the batch, with dimensions $ldb \times n$ with

Param.	Memory	In/out	Meaning
			$ldb \geq \max(1, k)$ if <code>transb == CUBLAS_OP_N</code> and $ldb \times k$ with $ldb \geq \max(1, n) \max(1,)$ otherwise.
ldb		input	leading dimension of two-dimensional array used to store each matrix $B[i]$.
strideB		input	Value of type long long int that gives the address offset between $B[i]$ and $B[i+1]$
beta	host or device	input	<type> scalar used for multiplication. If <code>beta == 0</code> , <code>c</code> does not have to be a valid input.
C	device	in/out	<type>* pointer to the C matrix corresponding to the first instance of the batch, with dimensions $ldc \times n$ with $ldc \geq \max(1, m)$.
ldc		input	leading dimension of two-dimensional array used to store each matrix $C[i]$.
strideC		input	Value of type long long int that gives the address offset between $C[i]$ and $C[i+1]$
batchCount		input	number of GEMMs to perform in the batch.

The possible error values returned by this function and their meanings are listed below.

Error Value	Meaning
CUBLAS_STATUS_SUCCESS	the operation completed successfully
CUBLAS_STATUS_NOT_INITIALIZED	the library was not initialized
CUBLAS_STATUS_INVALID_VALUE	the parameters <code>m, n, k, batchCount < 0</code>
CUBLAS_STATUS_ARCH_MISMATCH	the device does not support double-precision
CUBLAS_STATUS_EXECUTION_FAILED	the function failed to launch on the GPU

2.7.5. cublas<t>symm()

```

cublasStatus_t cublasSsymm(cublasHandle_t handle,
                           cublasSideMode_t side, cublasFillMode_t uplo,
                           int m, int n,
                           const float *alpha,
                           const float *A, int lda,
                           const float *B, int ldb,
                           const float *beta,
                           float *C, int ldc)
cublasStatus_t cublasDsymm(cublasHandle_t handle,
                           cublasSideMode_t side, cublasFillMode_t uplo,
                           int m, int n,
                           const double *alpha,
                           const double *A, int lda,
                           const double *B, int ldb,
                           const double *beta,
                           double *C, int ldc)
cublasStatus_t cublasCsymm(cublasHandle_t handle,
                           cublasSideMode_t side, cublasFillMode_t uplo,
                           int m, int n,
                           const cuComplex *alpha,
                           const cuComplex *A, int lda,
                           const cuComplex *B, int ldb,
                           const cuComplex *beta,
                           cuComplex *C, int ldc)
cublasStatus_t cublasZsymm(cublasHandle_t handle,
                           cublasSideMode_t side, cublasFillMode_t uplo,
                           int m, int n,
                           const cuDoubleComplex *alpha,
                           const cuDoubleComplex *A, int lda,
                           const cuDoubleComplex *B, int ldb,
                           const cuDoubleComplex *beta,
                           cuDoubleComplex *C, int ldc)

```

This function performs the symmetric matrix-matrix multiplication

$$C = \begin{cases} \alpha AB + \beta C & \text{if side == CUBLAS_SIDE_LEFT} \\ \alpha BA + \beta C & \text{if side == CUBLAS_SIDE_RIGHT} \end{cases}$$

where A is a symmetric matrix stored in lower or upper mode, B and C are $m \times n$ matrices, and α and β are scalars.

Param.	Memory	In/out	Meaning
handle		input	handle to the cuBLAS library context.
side		input	indicates if matrix A is on the left or right of B .
uplo		input	indicates if matrix A lower or upper part is stored, the other symmetric part is not referenced and is inferred from the stored elements.
m		input	number of rows of matrix C and B , with matrix A sized accordingly.
n		input	number of columns of matrix C and B , with matrix A sized accordingly.
alpha	host or device	input	<type> scalar used for multiplication.

Param.	Memory	In/out	Meaning
A	device	input	<type> array of dimension $lda \times m$ with $lda \geq \max(1, m)$ if <code>side == CUBLAS_SIDE_LEFT</code> and $lda \times n$ with $lda \geq \max(1, n)$ otherwise.
lda		input	leading dimension of two-dimensional array used to store matrix A.
B	device	input	<type> array of dimension $ldb \times n$ with $ldb \geq \max(1, m)$.
ldb		input	leading dimension of two-dimensional array used to store matrix B.
beta	host or device	input	<type> scalar used for multiplication, if <code>beta == 0</code> then <code>c</code> does not have to be a valid input.
C	device	in/out	<type> array of dimension $ldc \times n$ with $ldc \geq \max(1, m)$.
ldc		input	leading dimension of two-dimensional array used to store matrix C.

The possible error values returned by this function and their meanings are listed below.

Error Value	Meaning
CUBLAS_STATUS_SUCCESS	the operation completed successfully
CUBLAS_STATUS_NOT_INITIALIZED	the library was not initialized
CUBLAS_STATUS_INVALID_VALUE	the parameters <code>m, n < 0</code>
CUBLAS_STATUS_ARCH_MISMATCH	the device does not support double-precision
CUBLAS_STATUS_EXECUTION_FAILED	the function failed to launch on the GPU

For references please refer to:

[ssymm](#), [dsymm](#), [csymm](#), [zsymm](#)

2.7.6. cublas<t>syrk()

```

cublasStatus_t cublasSsyrk(cublasHandle_t handle,
                           cublasFillMode_t uplo, cublasOperation_t trans,
                           int n, int k,
                           const float          *alpha,
                           const float          *A, int lda,
                           const float          *beta,
                           float                *C, int ldc)
cublasStatus_t cublasDsyrk(cublasHandle_t handle,
                           cublasFillMode_t uplo, cublasOperation_t trans,
                           int n, int k,
                           const double         *alpha,
                           const double         *A, int lda,
                           const double         *beta,
                           double               *C, int ldc)
cublasStatus_t cublasCsyrk(cublasHandle_t handle,
                           cublasFillMode_t uplo, cublasOperation_t trans,
                           int n, int k,
                           const cuComplex      *alpha,
                           const cuComplex      *A, int lda,
                           const cuComplex      *beta,
                           cuComplex            *C, int ldc)
cublasStatus_t cublasZsyrk(cublasHandle_t handle,
                           cublasFillMode_t uplo, cublasOperation_t trans,
                           int n, int k,
                           const cuDoubleComplex *alpha,
                           const cuDoubleComplex *A, int lda,
                           const cuDoubleComplex *beta,
                           cuDoubleComplex       *C, int ldc)

```

This function performs the symmetric rank- k update

$$C = \alpha \text{op}(A) \text{op}(A)^T + \beta C$$

where α and β are scalars, C is a symmetric matrix stored in lower or upper mode, and A is a matrix with dimensions $\text{op}(A) \ n \times k$. Also, for matrix A

$$\text{op}(A) = \begin{cases} A & \text{if transa} == \text{CUBLAS_OP_N} \\ A^T & \text{if transa} == \text{CUBLAS_OP_T} \end{cases}$$

Param.	Memory	In/out	Meaning
handle		input	handle to the cuBLAS library context.
uplo		input	indicates if matrix c lower or upper part is stored, the other symmetric part is not referenced and is inferred from the stored elements.
trans		input	operation $\text{op}(A)$ that is non- or transpose.
n		input	number of rows of matrix $\text{op}(A)$ and c.
k		input	number of columns of matrix $\text{op}(A)$.
alpha	host or device	input	<type> scalar used for multiplication.
A	device	input	<type> array of dimension $\text{lda} \times k$ with $\text{lda} \geq \max(1, n)$ if $\text{trans} == \text{CUBLAS_OP_N}$ and $\text{lda} \times n$ with $\text{lda} \geq \max(1, k)$ otherwise.

Param.	Memory	In/out	Meaning
lda		input	leading dimension of two-dimensional array used to store matrix A.
beta	host or device	input	<type> scalar used for multiplication, if <code>beta==0</code> then <code>c</code> does not have to be a valid input.
C	device	in/out	<type> array of dimension <code>ldc x n</code> , with <code>ldc>=max(1,n)</code> .
ldc		input	leading dimension of two-dimensional array used to store matrix c.

The possible error values returned by this function and their meanings are listed below.

Error Value	Meaning
CUBLAS_STATUS_SUCCESS	the operation completed successfully
CUBLAS_STATUS_NOT_INITIALIZED	the library was not initialized
CUBLAS_STATUS_INVALID_VALUE	the parameters <code>n, k < 0</code>
CUBLAS_STATUS_ARCH_MISMATCH	the device does not support double-precision
CUBLAS_STATUS_EXECUTION_FAILED	the function failed to launch on the GPU

For references please refer to:

[ssyrk](#), [dsyrk](#), [csyrk](#), [zsyrk](#)

2.7.7. cublas<t>syr2k()

```

cublasStatus_t cublasSsyr2k(cublasHandle_t handle,
                           cublasFillMode_t uplo, cublasOperation_t trans,
                           int n, int k,
                           const float          *alpha,
                           const float          *A, int lda,
                           const float          *B, int ldb,
                           const float          *beta,
                           float                *C, int ldc)
cublasStatus_t cublasDsyr2k(cublasHandle_t handle,
                           cublasFillMode_t uplo, cublasOperation_t trans,
                           int n, int k,
                           const double         *alpha,
                           const double         *A, int lda,
                           const double         *B, int ldb,
                           const double         *beta,
                           double               *C, int ldc)
cublasStatus_t cublasCsyr2k(cublasHandle_t handle,
                           cublasFillMode_t uplo, cublasOperation_t trans,
                           int n, int k,
                           const cuComplex      *alpha,
                           const cuComplex      *A, int lda,
                           const cuComplex      *B, int ldb,
                           const cuComplex      *beta,
                           cuComplex            *C, int ldc)
cublasStatus_t cublasZsyr2k(cublasHandle_t handle,
                           cublasFillMode_t uplo, cublasOperation_t trans,
                           int n, int k,
                           const cuDoubleComplex *alpha,
                           const cuDoubleComplex *A, int lda,
                           const cuDoubleComplex *B, int ldb,
                           const cuDoubleComplex *beta,
                           cuDoubleComplex       *C, int ldc)

```

This function performs the symmetric rank- $2k$ update

$$C = \alpha(\text{op}(A)\text{op}(B)^T + \text{op}(B)\text{op}(A)^T) + \beta C$$

where α and β are scalars, C is a symmetric matrix stored in lower or upper mode, and A and B are matrices with dimensions $\text{op}(A) \ n \times k$ and $\text{op}(B) \ n \times k$, respectively. Also, for matrix A and B

$$\text{op}(A) \text{ and } \text{op}(B) = \begin{cases} A \text{ and } B & \text{if trans} == \text{CUBLAS_OP_N} \\ A^T \text{ and } B^T & \text{if trans} == \text{CUBLAS_OP_T} \end{cases}$$

Param.	Memory	In/out	Meaning
handle		input	handle to the cuBLAS library context.
uplo		input	indicates if matrix c lower or upper part, is stored, the other symmetric part is not referenced and is inferred from the stored elements.
trans		input	operation $\text{op}(A)$ that is non- or transpose.
n		input	number of rows of matrix $\text{op}(A)$, $\text{op}(B)$ and C .
k		input	number of columns of matrix $\text{op}(A)$ and $\text{op}(B)$.
alpha	host or device	input	<type> scalar used for multiplication.

Param.	Memory	In/out	Meaning
A	device	input	<type> array of dimension $lda \times k$ with $lda \geq \max(1, n)$ if <code>transa == CUBLAS_OP_N</code> and $lda \times n$ with $lda \geq \max(1, k)$ otherwise.
lda		input	leading dimension of two-dimensional array used to store matrix A.
B	device	input	<type> array of dimensions $ldb \times k$ with $ldb \geq \max(1, n)$ if <code>transb == CUBLAS_OP_N</code> and $ldb \times n$ with $ldb \geq \max(1, k)$ otherwise.
ldb		input	leading dimension of two-dimensional array used to store matrix B.
beta	host or device	input	<type> scalar used for multiplication, if <code>beta==0</code> , then c does not have to be a valid input.
C	device	in/out	<type> array of dimensions $ldc \times n$ with $ldc \geq \max(1, n)$.
ldc		input	leading dimension of two-dimensional array used to store matrix C.

The possible error values returned by this function and their meanings are listed below.

Error Value	Meaning
<code>CUBLAS_STATUS_SUCCESS</code>	the operation completed successfully
<code>CUBLAS_STATUS_NOT_INITIALIZED</code>	the library was not initialized
<code>CUBLAS_STATUS_INVALID_VALUE</code>	the parameters $n, k < 0$
<code>CUBLAS_STATUS_ARCH_MISMATCH</code>	the device does not support double-precision
<code>CUBLAS_STATUS_EXECUTION_FAILED</code>	the function failed to launch on the GPU

For references please refer to:

[ssyr2k](#), [dsyr2k](#), [csyr2k](#), [zsyr2k](#)

2.7.8. cublas<t>syrkx()

```

cublasStatus_t cublasSsyrkx(cublasHandle_t handle,
                           cublasFillMode_t uplo, cublasOperation_t trans,
                           int n, int k,
                           const float          *alpha,
                           const float          *A, int lda,
                           const float          *B, int ldb,
                           const float          *beta,
                           float                *C, int ldc)
cublasStatus_t cublasDsyrkx(cublasHandle_t handle,
                           cublasFillMode_t uplo, cublasOperation_t trans,
                           int n, int k,
                           const double         *alpha,
                           const double         *A, int lda,
                           const double         *B, int ldb,
                           const double         *beta,
                           double               *C, int ldc)
cublasStatus_t cublasCsyrkx(cublasHandle_t handle,
                           cublasFillMode_t uplo, cublasOperation_t trans,
                           int n, int k,
                           const cuComplex      *alpha,
                           const cuComplex      *A, int lda,
                           const cuComplex      *B, int ldb,
                           const cuComplex      *beta,
                           cuComplex            *C, int ldc)
cublasStatus_t cublasZsyrkx(cublasHandle_t handle,
                           cublasFillMode_t uplo, cublasOperation_t trans,
                           int n, int k,
                           const cuDoubleComplex *alpha,
                           const cuDoubleComplex *A, int lda,
                           const cuDoubleComplex *B, int ldb,
                           const cuDoubleComplex *beta,
                           cuDoubleComplex       *C, int ldc)

```

This function performs a variation of the symmetric rank- k update

$$C = \alpha(\text{op}(A)\text{op}(B)^T + \beta C)$$

where α and β are scalars, C is a symmetric matrix stored in lower or upper mode, and A and B are matrices with dimensions $\text{op}(A) \ n \times k$ and $\text{op}(B) \ n \times k$, respectively. Also, for matrix A and B

$$\text{op}(A) \text{ and } \text{op}(B) = \begin{cases} A \text{ and } B & \text{if trans} == \text{CUBLAS_OP_N} \\ A^T \text{ and } B^T & \text{if trans} == \text{CUBLAS_OP_T} \end{cases}$$

This routine can be used when B is in such way that the result is guaranteed to be symmetric. An usual example is when the matrix B is a scaled form of the matrix A : this is equivalent to B being the product of the matrix A and a diagonal matrix. For an efficient computation of the product of a regular matrix with a diagonal matrix, refer to the routine `cublas<t>dgmm`.

Param.	Memory	In/out	Meaning
handle		input	handle to the cuBLAS library context.
uplo		input	indicates if matrix C lower or upper part, is stored, the other symmetric part is not referenced and is inferred from the stored elements.

Param.	Memory	In/out	Meaning
trans		input	operation op(A) that is non- or transpose.
n		input	number of rows of matrix op(A), op(B) and c.
k		input	number of columns of matrix op(A) and op(B).
alpha	host or device	input	<type> scalar used for multiplication.
A	device	input	<type> array of dimension $lda \times k$ with $lda \geq \max(1, n)$ if <code>transa == CUBLAS_OP_N</code> and $lda \times n$ with $lda \geq \max(1, k)$ otherwise.
lda		input	leading dimension of two-dimensional array used to store matrix A.
B	device	input	<type> array of dimensions $ldb \times k$ with $ldb \geq \max(1, n)$ if <code>transb == CUBLAS_OP_N</code> and $ldb \times n$ with $ldb \geq \max(1, k)$ otherwise.
ldb		input	leading dimension of two-dimensional array used to store matrix B.
beta	host or device	input	<type> scalar used for multiplication, if <code>beta==0</code> , then c does not have to be a valid input.
C	device	in/out	<type> array of dimensions $ldc \times n$ with $ldc \geq \max(1, n)$.
ldc		input	leading dimension of two-dimensional array used to store matrix c.

The possible error values returned by this function and their meanings are listed below.

Error Value	Meaning
CUBLAS_STATUS_SUCCESS	the operation completed successfully
CUBLAS_STATUS_NOT_INITIALIZED	the library was not initialized
CUBLAS_STATUS_INVALID_VALUE	the parameters <code>n, k < 0</code>
CUBLAS_STATUS_ARCH_MISMATCH	the device does not support double-precision
CUBLAS_STATUS_EXECUTION_FAILED	the function failed to launch on the GPU

For references please refer to:

[ssyrk](#), [dsyrk](#), [csyrk](#), [zsyrk](#) and
[ssyr2k](#), [dsyr2k](#), [csyr2k](#), [zsyr2k](#)

2.7.9. cublas<t>trmm()

```

cublasStatus_t cublasStrmm(cublasHandle_t handle,
                           cublasSideMode_t side, cublasFillMode_t uplo,
                           cublasOperation_t trans, cublasDiagType_t diag,
                           int m, int n,
                           const float *alpha,
                           const float *A, int lda,
                           const float *B, int ldb,
                           float *C, int ldc)

cublasStatus_t cublasDtrmm(cublasHandle_t handle,
                           cublasSideMode_t side, cublasFillMode_t uplo,
                           cublasOperation_t trans, cublasDiagType_t diag,
                           int m, int n,
                           const double *alpha,
                           const double *A, int lda,
                           const double *B, int ldb,
                           double *C, int ldc)

cublasStatus_t cublasCtrmm(cublasHandle_t handle,
                           cublasSideMode_t side, cublasFillMode_t uplo,
                           cublasOperation_t trans, cublasDiagType_t diag,
                           int m, int n,
                           const cuComplex *alpha,
                           const cuComplex *A, int lda,
                           const cuComplex *B, int ldb,
                           cuComplex *C, int ldc)

cublasStatus_t cublasZtrmm(cublasHandle_t handle,
                           cublasSideMode_t side, cublasFillMode_t uplo,
                           cublasOperation_t trans, cublasDiagType_t diag,
                           int m, int n,
                           const cuDoubleComplex *alpha,
                           const cuDoubleComplex *A, int lda,
                           const cuDoubleComplex *B, int ldb,
                           cuDoubleComplex *C, int ldc)

```

This function performs the triangular matrix-matrix multiplication

$$C = \begin{cases} \alpha \text{op}(A)B & \text{if side} == \text{CUBLAS_SIDE_LEFT} \\ \alpha B \text{op}(A) & \text{if side} == \text{CUBLAS_SIDE_RIGHT} \end{cases}$$

where A is a triangular matrix stored in lower or upper mode with or without the main diagonal, B and C are $m \times n$ matrix, and α is a scalar. Also, for matrix A

$$\text{op}(A) = \begin{cases} A & \text{if transa} == \text{CUBLAS_OP_N} \\ A^T & \text{if transa} == \text{CUBLAS_OP_T} \\ A^H & \text{if transa} == \text{CUBLAS_OP_C} \end{cases}$$

Notice that in order to achieve better parallelism cuBLAS differs from the BLAS API only for this routine. The BLAS API assumes an in-place implementation (with results written back to B), while the cuBLAS API assumes an out-of-place implementation (with results written into C). The application can obtain the in-place functionality of BLAS in the cuBLAS API by passing the address of the matrix B in place of the matrix C. No other overlapping in the input parameters is supported.

Param.	Memory	In/out	Meaning
handle		input	handle to the cuBLAS library context.
side		input	indicates if matrix A is on the left or right of B .

Param.	Memory	In/out	Meaning
uplo		input	indicates if matrix A lower or upper part is stored, the other part is not referenced and is inferred from the stored elements.
trans		input	operation $\text{op}(\mathbf{A})$ that is non- or (conj.) transpose.
diag		input	indicates if the elements on the main diagonal of matrix A are unity and should not be accessed.
m		input	number of rows of matrix B , with matrix A sized accordingly.
n		input	number of columns of matrix B , with matrix A sized accordingly.
alpha	host or device	input	<type> scalar used for multiplication, if <code>alpha==0</code> then A is not referenced and B does not have to be a valid input.
A	device	input	<type> array of dimension <code>lda x m</code> with <code>lda>=max(1,m)</code> if <code>side == CUBLAS_SIDE_LEFT</code> and <code>lda x n</code> with <code>lda>=max(1,n)</code> otherwise.
lda		input	leading dimension of two-dimensional array used to store matrix A .
B	device	input	<type> array of dimension <code>ldb x n</code> with <code>ldb>=max(1,m)</code> .
ldb		input	leading dimension of two-dimensional array used to store matrix B .
C	device	in/out	<type> array of dimension <code>ldc x n</code> with <code>ldc>=max(1,m)</code> .
ldc		input	leading dimension of two-dimensional array used to store matrix C .

The possible error values returned by this function and their meanings are listed below.

Error Value	Meaning
<code>CUBLAS_STATUS_SUCCESS</code>	the operation completed successfully
<code>CUBLAS_STATUS_NOT_INITIALIZED</code>	the library was not initialized
<code>CUBLAS_STATUS_INVALID_VALUE</code>	the parameters <code>m, n < 0</code>
<code>CUBLAS_STATUS_ARCH_MISMATCH</code>	the device does not support double-precision
<code>CUBLAS_STATUS_EXECUTION_FAILED</code>	the function failed to launch on the GPU

For references please refer to:

[strmm](#), [dtrmm](#), [ctrmm](#), [ztrmm](#)

2.7.10. cublas<t>trsm()

```

cublasStatus_t cublasStrsm(cublasHandle_t handle,
                           cublasSideMode_t side, cublasFillMode_t uplo,
                           cublasOperation_t trans, cublasDiagType_t diag,
                           int m, int n,
                           const float *alpha,
                           const float *A, int lda,
                           float *B, int ldb)
cublasStatus_t cublasDtrsm(cublasHandle_t handle,
                           cublasSideMode_t side, cublasFillMode_t uplo,
                           cublasOperation_t trans, cublasDiagType_t diag,
                           int m, int n,
                           const double *alpha,
                           const double *A, int lda,
                           double *B, int ldb)
cublasStatus_t cublasCtrsm(cublasHandle_t handle,
                           cublasSideMode_t side, cublasFillMode_t uplo,
                           cublasOperation_t trans, cublasDiagType_t diag,
                           int m, int n,
                           const cuComplex *alpha,
                           const cuComplex *A, int lda,
                           cuComplex *B, int ldb)
cublasStatus_t cublasZtrsm(cublasHandle_t handle,
                           cublasSideMode_t side, cublasFillMode_t uplo,
                           cublasOperation_t trans, cublasDiagType_t diag,
                           int m, int n,
                           const cuDoubleComplex *alpha,
                           const cuDoubleComplex *A, int lda,
                           cuDoubleComplex *B, int ldb)

```

This function solves the triangular linear system with multiple right-hand-sides

$$\begin{cases} \text{op}(A)X = \alpha B & \text{if side} == \text{CUBLAS_SIDE_LEFT} \\ X\text{op}(A) = \alpha B & \text{if side} == \text{CUBLAS_SIDE_RIGHT} \end{cases}$$

where A is a triangular matrix stored in lower or upper mode with or without the main diagonal, X and B are $m \times n$ matrices, and α is a scalar. Also, for matrix A

$$\text{op}(A) = \begin{cases} A & \text{if transa} == \text{CUBLAS_OP_N} \\ A^T & \text{if transa} == \text{CUBLAS_OP_T} \\ A^H & \text{if transa} == \text{CUBLAS_OP_C} \end{cases}$$

The solution X overwrites the right-hand-sides B on exit.

No test for singularity or near-singularity is included in this function.

Param.	Memory	In/out	Meaning
handle		input	handle to the cuBLAS library context.
side		input	indicates if matrix A is on the left or right of x .
uplo		input	indicates if matrix A lower or upper part is stored, the other part is not referenced and is inferred from the stored elements.
trans		input	operation $\text{op}(\mathbf{A})$ that is non- or (conj.) transpose.
diag		input	indicates if the elements on the main diagonal of matrix A are unity and should not be accessed.

Param.	Memory	In/out	Meaning
m		input	number of rows of matrix B , with matrix A sized accordingly.
n		input	number of columns of matrix B , with matrix A is sized accordingly.
alpha	host or device	input	<type> scalar used for multiplication, if <code>alpha==0</code> then A is not referenced and B does not have to be a valid input.
A	device	input	<type> array of dimension <code>lda x m</code> with <code>lda>=max(1,m)</code> if <code>side == CUBLAS_SIDE_LEFT</code> and <code>lda x n</code> with <code>lda>=max(1,n)</code> otherwise.
lda		input	leading dimension of two-dimensional array used to store matrix A .
B	device	in/out	<type> array. It has dimensions <code>ldb x n</code> with <code>ldb>=max(1,m)</code> .
ldb		input	leading dimension of two-dimensional array used to store matrix B .

The possible error values returned by this function and their meanings are listed below.

Error Value	Meaning
CUBLAS_STATUS_SUCCESS	the operation completed successfully
CUBLAS_STATUS_NOT_INITIALIZED	the library was not initialized
CUBLAS_STATUS_INVALID_VALUE	the parameters <code>m, n < 0</code>
CUBLAS_STATUS_ARCH_MISMATCH	the device does not support double-precision
CUBLAS_STATUS_EXECUTION_FAILED	the function failed to launch on the GPU

For references please refer to:

[strsm](#), [dtrsm](#), [ctrsm](#), [ztrsm](#)

2.7.11. cublas<t>trsmBatched()

```

cublasStatus_t cublasStrsmBatched( cublasHandle_t  handle,
                                   cublasSideMode_t  side,
                                   cublasFillMode_t  uplo,
                                   cublasOperation_t  trans,
                                   cublasDiagType_t  diag,
                                   int m,
                                   int n,
                                   const float *alpha,
                                   float *A[],
                                   int lda,
                                   float *B[],
                                   int ldb,
                                   int batchCount);

cublasStatus_t cublasDtrsmBatched( cublasHandle_t  handle,
                                   cublasSideMode_t  side,
                                   cublasFillMode_t  uplo,
                                   cublasOperation_t  trans,
                                   cublasDiagType_t  diag,
                                   int m,
                                   int n,
                                   const double *alpha,
                                   double *A[],
                                   int lda,
                                   double *B[],
                                   int ldb,
                                   int batchCount);

cublasStatus_t cublasCtrsmBatched( cublasHandle_t  handle,
                                   cublasSideMode_t  side,
                                   cublasFillMode_t  uplo,
                                   cublasOperation_t  trans,
                                   cublasDiagType_t  diag,
                                   int m,
                                   int n,
                                   const cuComplex *alpha,
                                   cuComplex *A[],
                                   int lda,
                                   cuComplex *B[],
                                   int ldb,
                                   int batchCount);

cublasStatus_t cublasZtrsmBatched( cublasHandle_t  handle,
                                   cublasSideMode_t  side,
                                   cublasFillMode_t  uplo,
                                   cublasOperation_t  trans,
                                   cublasDiagType_t  diag,
                                   int m,
                                   int n,
                                   const cuDoubleComplex *alpha,
                                   cuDoubleComplex *A[],
                                   int lda,
                                   cuDoubleComplex *B[],
                                   int ldb,
                                   int batchCount);

```

This function solves an array of triangular linear systems with multiple right-hand-sides

$$\begin{cases} \text{op}(A[i])X[i] = \alpha B[i] & \text{if side} == \text{CUBLAS_SIDE_LEFT} \\ X[i]\text{op}(A[i]) = \alpha B[i] & \text{if side} == \text{CUBLAS_SIDE_RIGHT} \end{cases}$$

where $A[i]$ is a triangular matrix stored in lower or upper mode with or without the main diagonal, $X[i]$ and $B[i]$ are $m \times n$ matrices, and α is a scalar. Also, for matrix A

$$\text{op}(A[i]) = \begin{cases} A[i] & \text{if transa} == \text{CUBLAS_OP_N} \\ A^T[i] & \text{if transa} == \text{CUBLAS_OP_T} \\ A^H[i] & \text{if transa} == \text{CUBLAS_OP_C} \end{cases}$$

The solution $X[i]$ overwrites the right-hand-sides $B[i]$ on exit.

No test for singularity or near-singularity is included in this function.

This function works for any sizes but is intended to be used for matrices of small sizes where the launch overhead is a significant factor. For bigger sizes, it might be advantageous to call **batchCount** times the regular **cusblas<t>trsm** within a set of CUDA streams.

The current implementation is limited to devices with compute capability above or equal 2.0.

Param.	Memory	In/out	Meaning
handle		input	handle to the cuBLAS library context.
side		input	indicates if matrix $A[i]$ is on the left or right of $x[i]$.
uplo		input	indicates if matrix $A[i]$ lower or upper part is stored, the other part is not referenced and is inferred from the stored elements.
trans		input	operation $\text{op}(A[i])$ that is non- or (conj.) transpose.
diag		input	indicates if the elements on the main diagonal of matrix $A[i]$ are unity and should not be accessed.
m		input	number of rows of matrix $B[i]$, with matrix $A[i]$ sized accordingly.
n		input	number of columns of matrix $B[i]$, with matrix $A[i]$ is sized accordingly.
alpha	host or device	input	<type> scalar used for multiplication, if alpha ==0 then $A[i]$ is not referenced and $B[i]$ does not have to be a valid input.
A	device	input	array of pointers to <type> array, with each array of dim. $\text{lda} \times m$ with $\text{lda} \geq \max(1, m)$ if transa == CUBLAS_OP_N and $\text{lda} \times n$ with $\text{lda} \geq \max(1, n)$ otherwise.
lda		input	leading dimension of two-dimensional array used to store matrix $A[i]$.
B	device	in/out	array of pointers to <type> array, with each array of dim. $\text{ldb} \times n$ with $\text{ldb} \geq \max(1, m)$
ldb		input	leading dimension of two-dimensional array used to store matrix $B[i]$.
batchCount		input	number of pointers contained in A and B.

The possible error values returned by this function and their meanings are listed below.

Error Value	Meaning
CUBLAS_STATUS_SUCCESS	the operation completed successfully
CUBLAS_STATUS_NOT_INITIALIZED	the library was not initialized
CUBLAS_STATUS_INVALID_VALUE	the parameters $m, n < 0$.
CUBLAS_STATUS_ARCH_MISMATCH	the device is below compute capability 2.0.
CUBLAS_STATUS_EXECUTION_FAILED	the function failed to launch on the GPU

For references please refer to:

[strsm](#), [dtrsm](#), [ctrsm](#), [ztrsm](#)

2.7.12. cublas<t>hemm()

```

cublasStatus_t cublasChemmm(cublasHandle_t handle,
                             cublasSideMode_t side, cublasFillMode_t uplo,
                             int m, int n,
                             const cuComplex      *alpha,
                             const cuComplex      *A, int lda,
                             const cuComplex      *B, int ldb,
                             const cuComplex      *beta,
                             cuComplex      *C, int ldc)
cublasStatus_t cublasZhemmm(cublasHandle_t handle,
                             cublasSideMode_t side, cublasFillMode_t uplo,
                             int m, int n,
                             const cuDoubleComplex *alpha,
                             const cuDoubleComplex *A, int lda,
                             const cuDoubleComplex *B, int ldb,
                             const cuDoubleComplex *beta,
                             cuDoubleComplex *C, int ldc)

```

This function performs the Hermitian matrix-matrix multiplication

$$C = \begin{cases} \alpha AB + \beta C & \text{if side} == \text{CUBLAS_SIDE_LEFT} \\ \alpha BA + \beta C & \text{if side} == \text{CUBLAS_SIDE_RIGHT} \end{cases}$$

where A is a Hermitian matrix stored in lower or upper mode, B and C are $m \times n$ matrices, and α and β are scalars.

Param.	Memory	In/out	Meaning
handle		input	handle to the cuBLAS library context.
side		input	indicates if matrix A is on the left or right of B .
uplo		input	indicates if matrix A lower or upper part is stored, the other Hermitian part is not referenced and is inferred from the stored elements.
m		input	number of rows of matrix C and B , with matrix A sized accordingly.
n		input	number of columns of matrix C and B , with matrix A sized accordingly.
alpha	host or device	input	<type> scalar used for multiplication.

Param.	Memory	In/out	Meaning
A	device	input	<type> array of dimension $lda \times m$ with $lda \geq \max(1, m)$ if <code>side==CUBLAS_SIDE_LEFT</code> and $lda \times n$ with $lda \geq \max(1, n)$ otherwise. The imaginary parts of the diagonal elements are assumed to be zero.
lda		input	leading dimension of two-dimensional array used to store matrix A.
B	device	input	<type> array of dimension $ldb \times n$ with $ldb \geq \max(1, m)$.
ldb		input	leading dimension of two-dimensional array used to store matrix B.
beta		input	<type> scalar used for multiplication, if <code>beta==0</code> then c does not have to be a valid input.
C	device	in/out	<type> array of dimensions $ldc \times n$ with $ldc \geq \max(1, m)$.
ldc		input	leading dimension of two-dimensional array used to store matrix C.

The possible error values returned by this function and their meanings are listed below.

Error Value	Meaning
CUBLAS_STATUS_SUCCESS	the operation completed successfully
CUBLAS_STATUS_NOT_INITIALIZED	the library was not initialized
CUBLAS_STATUS_INVALID_VALUE	the parameters $m, n < 0$
CUBLAS_STATUS_ARCH_MISMATCH	the device does not support double-precision
CUBLAS_STATUS_EXECUTION_FAILED	the function failed to launch on the GPU

For references please refer to:

[chemm](#), [zhemm](#)

2.7.13. cublas<t>herk()

```

cublasStatus_t cublasCherk(cublasHandle_t handle,
                          cublasFillMode_t uplo, cublasOperation_t trans,
                          int n, int k,
                          const float *alpha,
                          const cuComplex *A, int lda,
                          const float *beta,
                          cuComplex *C, int ldc)
cublasStatus_t cublasZherk(cublasHandle_t handle,
                          cublasFillMode_t uplo, cublasOperation_t trans,
                          int n, int k,
                          const double *alpha,
                          const cuDoubleComplex *A, int lda,
                          const double *beta,
                          cuDoubleComplex *C, int ldc)

```

This function performs the Hermitian rank- k update

$$C = \alpha \text{op}(A) \text{op}(A)^H + \beta C$$

where α and β are scalars, C is a Hermitian matrix stored in lower or upper mode, and A is a matrix with dimensions $\text{op}(A) \times k$. Also, for matrix A

$$\text{op}(A) = \begin{cases} A & \text{if transa} == \text{CUBLAS_OP_N} \\ A^H & \text{if transa} == \text{CUBLAS_OP_C} \end{cases}$$

Param.	Memory	In/out	Meaning
handle		input	handle to the cuBLAS library context.
uplo		input	indicates if matrix A lower or upper part is stored, the other Hermitian part is not referenced and is inferred from the stored elements.
trans		input	operation $\text{op}(A)$ that is non- or (conj.) transpose.
n		input	number of rows of matrix $\text{op}(A)$ and C .
k		input	number of columns of matrix $\text{op}(A)$.
alpha	host or device	input	<type> scalar used for multiplication.
A	device	input	<type> array of dimension $\text{lda} \times k$ with $\text{lda} \geq \max(1, n)$ if $\text{transa} == \text{CUBLAS_OP_N}$ and $\text{lda} \times n$ with $\text{lda} \geq \max(1, k)$ otherwise.
lda		input	leading dimension of two-dimensional array used to store matrix A .
beta		input	<type> scalar used for multiplication, if $\text{beta} == 0$ then C does not have to be a valid input.
C	device	in/out	<type> array of dimension $\text{ldc} \times n$, with $\text{ldc} \geq \max(1, n)$. The imaginary parts of the diagonal elements are assumed and set to zero.
ldc		input	leading dimension of two-dimensional array used to store matrix C .

The possible error values returned by this function and their meanings are listed below.

Error Value	Meaning
CUBLAS_STATUS_SUCCESS	the operation completed successfully
CUBLAS_STATUS_NOT_INITIALIZED	the library was not initialized
CUBLAS_STATUS_INVALID_VALUE	the parameters $n, k < 0$
CUBLAS_STATUS_ARCH_MISMATCH	the device does not support double-precision
CUBLAS_STATUS_EXECUTION_FAILED	the function failed to launch on the GPU

For references please refer to:

[cherk](#), [zherk](#)

2.7.14. cublas<t>her2k()

```

cublasStatus_t cublasCher2k(cublasHandle_t handle,
                           cublasFillMode_t uplo, cublasOperation_t trans,
                           int n, int k,
                           const cuComplex *alpha,
                           const cuComplex *A, int lda,
                           const cuComplex *B, int ldb,
                           const float *beta,
                           cuComplex *C, int ldc)
cublasStatus_t cublasZher2k(cublasHandle_t handle,
                           cublasFillMode_t uplo, cublasOperation_t trans,
                           int n, int k,
                           const cuDoubleComplex *alpha,
                           const cuDoubleComplex *A, int lda,
                           const cuDoubleComplex *B, int ldb,
                           const double *beta,
                           cuDoubleComplex *C, int ldc)

```

This function performs the Hermitian rank- $2k$ update

$$C = \alpha \text{op}(A)\text{op}(B)^H + \bar{\alpha} \text{op}(B)\text{op}(A)^H + \beta C$$

where α and β are scalars, C is a Hermitian matrix stored in lower or upper mode, and A and B are matrices with dimensions $\text{op}(A) \ n \times k$ and $\text{op}(B) \ n \times k$, respectively. Also, for matrix A and B

$$\text{op}(A) \text{ and } \text{op}(B) = \begin{cases} A \text{ and } B & \text{if trans} == \text{CUBLAS_OP_N} \\ A^H \text{ and } B^H & \text{if trans} == \text{CUBLAS_OP_C} \end{cases}$$

Param.	Memory	In/out	Meaning
handle		input	handle to the cuBLAS library context.
uplo		input	indicates if matrix A lower or upper part is stored, the other Hermitian part is not referenced and is inferred from the stored elements.
trans		input	operation op(A) that is non- or (conj.) transpose.
n		input	number of rows of matrix op(A) , op(B) and C .
k		input	number of columns of matrix op(A) and op(B) .
alpha	host or device	input	<type> scalar used for multiplication.
A	device	input	<type> array of dimension lda x k with lda ≥ max(1, n) if transa == CUBLAS_OP_N and lda x n with lda ≥ max(1, k) otherwise.
lda		input	leading dimension of two-dimensional array used to store matrix A .
B	device	input	<type> array of dimension ldb x k with ldb ≥ max(1, n) if transb == CUBLAS_OP_N and ldb x n with ldb ≥ max(1, k) otherwise.
ldb		input	leading dimension of two-dimensional array used to store matrix B .

Param.	Memory	In/out	Meaning
beta	host or device	input	<type> scalar used for multiplication, if <code>beta==0</code> then <code>c</code> does not have to be a valid input.
C	device	in/out	<type> array of dimension <code>ldc x n</code> , with <code>ldc ≥ max(1, n)</code> . The imaginary parts of the diagonal elements are assumed and set to zero.
ldc		input	leading dimension of two-dimensional array used to store matrix <code>c</code> .

The possible error values returned by this function and their meanings are listed below.

Error Value	Meaning
CUBLAS_STATUS_SUCCESS	the operation completed successfully
CUBLAS_STATUS_NOT_INITIALIZED	the library was not initialized
CUBLAS_STATUS_INVALID_VALUE	the parameters <code>n, k < 0</code>
CUBLAS_STATUS_ARCH_MISMATCH	the device does not support double-precision
CUBLAS_STATUS_EXECUTION_FAILED	the function failed to launch on the GPU

For references please refer to:

[cher2k](#), [zher2k](#)

2.7.15. cublas<t>herkx()

```

cublasStatus_t cublasCherkx(cublasHandle_t handle,
                           cublasFillMode_t uplo, cublasOperation_t trans,
                           int n, int k,
                           const cuComplex *alpha,
                           const cuComplex *A, int lda,
                           const cuComplex *B, int ldb,
                           const float *beta,
                           cuComplex *C, int ldc)
cublasStatus_t cublasZherkx(cublasHandle_t handle,
                           cublasFillMode_t uplo, cublasOperation_t trans,
                           int n, int k,
                           const cuDoubleComplex *alpha,
                           const cuDoubleComplex *A, int lda,
                           const cuDoubleComplex *B, int ldb,
                           const double *beta,
                           cuDoubleComplex *C, int ldc)

```

This function performs a variation of the Hermitian rank- k update

$$C = \alpha \text{op}(A) \text{op}(B)^H + \beta C$$

where α and β are scalars, C is a Hermitian matrix stored in lower or upper mode, and A and B are matrices with dimensions $\text{op}(A) \ n \times k$ and $\text{op}(B) \ n \times k$, respectively. Also, for matrix A and B

$$\text{op}(A) \text{ and } \text{op}(B) = \begin{cases} A \text{ and } B & \text{if trans} == \text{CUBLAS_OP_N} \\ A^H \text{ and } B^H & \text{if trans} == \text{CUBLAS_OP_C} \end{cases}$$

This routine can be used when the matrix B is in such way that the result is guaranteed to be hermitian. An usual example is when the matrix B is a scaled form of the matrix A : this is equivalent to B being the product of the matrix A and a diagonal matrix. For an efficient computation of the product of a regular matrix with a diagonal matrix, refer to the routine `cusblas<t>dgmm`.

Param.	Memory	In/out	Meaning
handle		input	handle to the cuBLAS library context.
uplo		input	indicates if matrix A lower or upper part is stored, the other Hermitian part is not referenced and is inferred from the stored elements.
trans		input	operation <code>op(A)</code> that is non- or (conj.) transpose.
n		input	number of rows of matrix <code>op(A)</code> , <code>op(B)</code> and <code>c</code> .
k		input	number of columns of matrix <code>op(A)</code> and <code>op(B)</code> .
alpha	host or device	input	<type> scalar used for multiplication.
A	device	input	<type> array of dimension <code>lda x k</code> with <code>lda>=max(1,n)</code> if <code>transa == CUBLAS_OP_N</code> and <code>lda x n</code> with <code>lda>=max(1,k)</code> otherwise.
lda		input	leading dimension of two-dimensional array used to store matrix A .
B	device	input	<type> array of dimension <code>ldb x k</code> with <code>ldb>=max(1,n)</code> if <code>transb == CUBLAS_OP_N</code> and <code>ldb x n</code> with <code>ldb>=max(1,k)</code> otherwise.
ldb		input	leading dimension of two-dimensional array used to store matrix B .
beta	host or device	input	real scalar used for multiplication, if <code>beta==0</code> then <code>c</code> does not have to be a valid input.
C	device	in/out	<type> array of dimension <code>ldc x n</code> , with <code>ldc>=max(1,n)</code> . The imaginary parts of the diagonal elements are assumed and set to zero.
ldc		input	leading dimension of two-dimensional array used to store matrix c .

The possible error values returned by this function and their meanings are listed below.

Error Value	Meaning
<code>CUBLAS_STATUS_SUCCESS</code>	the operation completed successfully
<code>CUBLAS_STATUS_NOT_INITIALIZED</code>	the library was not initialized
<code>CUBLAS_STATUS_INVALID_VALUE</code>	the parameters <code>n, k < 0</code>
<code>CUBLAS_STATUS_ARCH_MISMATCH</code>	the device does not support double-precision
<code>CUBLAS_STATUS_EXECUTION_FAILED</code>	the function failed to launch on the GPU

For references please refer to:

[cherk](#), [zherk](#) and

[cher2k](#), [zher2k](#)

2.8. BLAS-like Extension

In this chapter we describe the BLAS-extension functions that perform matrix-matrix operations.

2.8.1. cublas<t>geam()

```
cublasStatus_t cublasSgeam(cublasHandle_t handle,
                           cublasOperation_t transa, cublasOperation_t transb,
                           int m, int n,
                           const float *alpha,
                           const float *A, int lda,
                           const float *beta,
                           const float *B, int ldb,
                           float *C, int ldc)
cublasStatus_t cublasDgeam(cublasHandle_t handle,
                           cublasOperation_t transa, cublasOperation_t transb,
                           int m, int n,
                           const double *alpha,
                           const double *A, int lda,
                           const double *beta,
                           const double *B, int ldb,
                           double *C, int ldc)
cublasStatus_t cublasCgeam(cublasHandle_t handle,
                           cublasOperation_t transa, cublasOperation_t transb,
                           int m, int n,
                           const cuComplex *alpha,
                           const cuComplex *A, int lda,
                           const cuComplex *beta,
                           const cuComplex *B, int ldb,
                           cuComplex *C, int ldc)
cublasStatus_t cublasZgeam(cublasHandle_t handle,
                           cublasOperation_t transa, cublasOperation_t transb,
                           int m, int n,
                           const cuDoubleComplex *alpha,
                           const cuDoubleComplex *A, int lda,
                           const cuDoubleComplex *beta,
                           const cuDoubleComplex *B, int ldb,
                           cuDoubleComplex *C, int ldc)
```

This function performs the matrix-matrix addition/transposition

$$C = \alpha \text{op}(A) + \beta \text{op}(B)$$

where α and β are scalars, and A , B and C are matrices stored in column-major format with dimensions $\text{op}(A)$ $m \times n$, $\text{op}(B)$ $m \times n$ and C $m \times n$, respectively. Also, for matrix A

$$\text{op}(A) = \begin{cases} A & \text{if transa} == \text{CUBLAS_OP_N} \\ A^T & \text{if transa} == \text{CUBLAS_OP_T} \\ A^H & \text{if transa} == \text{CUBLAS_OP_C} \end{cases}$$

and $\text{op}(B)$ is defined similarly for matrix B .

The operation is out-of-place if C does not overlap A or B .

The in-place mode supports the following two operations,

$$C = \alpha * C + \beta \text{op}(B)$$

$$C = \alpha \text{op}(A) + \beta * C$$

For in-place mode, if **C = A**, **ldc = lda** and **transa = CUBLAS_OP_N**. If **C = B**, **ldc = ldb** and **transb = CUBLAS_OP_N**. If the user does not meet above requirements, **CUBLAS_STATUS_INVALID_VALUE** is returned.

The operation includes the following special cases:

the user can reset matrix C to zero by setting ***alpha=*beta=0**.

the user can transpose matrix A by setting ***alpha=1** and ***beta=0**.

Param.	Memory	In/out	Meaning
handle		input	handle to the cuBLAS library context.
transa		input	operation op(A) that is non- or (conj.) transpose.
transb		input	operation op(B) that is non- or (conj.) transpose.
m		input	number of rows of matrix op(A) and c.
n		input	number of columns of matrix op(B) and c.
alpha	host or device	input	<type> scalar used for multiplication. If *alpha == 0 , A does not have to be a valid input.
A	device	input	<type> array of dimensions lda x n with lda>=max(1,m) if transa == CUBLAS_OP_N and lda x m with lda>=max(1,n) otherwise.
lda		input	leading dimension of two-dimensional array used to store the matrix A.
B	device	input	<type> array of dimension ldb x n with ldb>=max(1,m) if transb == CUBLAS_OP_N and ldb x m with ldb>=max(1,n) otherwise.
ldb		input	leading dimension of two-dimensional array used to store matrix B.
beta	host or device	input	<type> scalar used for multiplication. If *beta == 0 , B does not have to be a valid input.
C	device	output	<type> array of dimensions ldc x n with ldc>=max(1,m) .
ldc		input	leading dimension of a two-dimensional array used to store the matrix c.

The possible error values returned by this function and their meanings are listed below.

Error Value	Meaning
CUBLAS_STATUS_SUCCESS	the operation completed successfully
CUBLAS_STATUS_NOT_INITIALIZED	the library was not initialized

Error Value	Meaning
CUBLAS_STATUS_INVALID_VALUE	the parameters $m, n < 0$, $\alpha, \beta = \text{NULL}$ or improper settings of in-place mode
CUBLAS_STATUS_ARCH_MISMATCH	the device does not support double-precision
CUBLAS_STATUS_EXECUTION_FAILED	the function failed to launch on the GPU

2.8.2. cublas<t>dgmm()

```

cublasStatust cublasSdgmm(cublasHandle_t handle, cublasSideMode_t mode,
                          int m, int n,
                          const float *A, int lda,
                          const float *x, int incx,
                          float *C, int ldc)
cublasStatus_t cublasDdgmm(cublasHandle_t handle, cublasSideMode_t mode,
                          int m, int n,
                          const double *A, int lda,
                          const double *x, int incx,
                          double *C, int ldc)
cublasStatus_t cublasCdgm(cublasHandle_t handle, cublasSideMode_t mode,
                          int m, int n,
                          const cuComplex *A, int lda,
                          const cuComplex *x, int incx,
                          cuComplex *C, int ldc)
cublasStatus_t cublasZdgmm(cublasHandle_t handle, cublasSideMode_t mode,
                          int m, int n,
                          const cuDoubleComplex *A, int lda,
                          const cuDoubleComplex *x, int incx,
                          cuDoubleComplex *C, int ldc)

```

This function performs the matrix-matrix multiplication

$$C = \begin{cases} A \times \text{diag}(X) & \text{if mode} == \text{CUBLAS_SIDE_RIGHT} \\ \text{diag}(X) \times A & \text{if mode} == \text{CUBLAS_SIDE_LEFT} \end{cases}$$

where A and C are matrices stored in column-major format with dimensions $m \times n$. X is a vector of size n if **mode** == **CUBLAS_SIDE_RIGHT** and of size m if **mode** == **CUBLAS_SIDE_LEFT**. X is gathered from one-dimensional array x with stride **incx**. The absolute value of **incx** is the stride and the sign of **incx** is direction of the stride. If **incx** is positive, then we forward x from the first element. Otherwise, we backward x from the last element. The formula of X is

$$X[j] = \begin{cases} x[j \times \text{incx}] & \text{if } \text{incx} \geq 0 \\ x[(\chi - 1) \times |\text{incx}| - j \times |\text{incx}|] & \text{if } \text{incx} < 0 \end{cases}$$

where $\chi = m$ if **mode** == **CUBLAS_SIDE_LEFT** and $\chi = n$ if **mode** == **CUBLAS_SIDE_RIGHT**.

Example 1: if the user wants to perform $\text{diag}(\text{diag}(B)) \times A$, then $\text{incx} = \text{ldb} + 1$ where ldb is leading dimension of matrix B , either row-major or column-major.

Example 2: if the user wants to perform $\alpha \times A$, then there are two choices, either `cublasgeam` with ***beta=0** and **transa == CUBLAS_OP_N** or `cublasdgmm` with **incx=0** and **x[0]=alpha**.

The operation is out-of-place. The in-place only works if **lda = ldc**.

Param.	Memory	In/out	Meaning
handle		input	handle to the cuBLAS library context.
mode		input	left multiply if <code>mode == CUBLAS_SIDE_LEFT</code> or right multiply if <code>mode == CUBLAS_SIDE_RIGHT</code>
m		input	number of rows of matrix A and C .
n		input	number of columns of matrix A and C .
A	device	input	<type> array of dimensions <code>lda x n</code> with <code>lda>=max(1,m)</code>
lda		input	leading dimension of two-dimensional array used to store the matrix A .
x	device	input	one-dimensional <type> array of size <code>linc x m</code> if <code>mode == CUBLAS_SIDE_LEFT</code> and <code>linc x n</code> if <code>mode == CUBLAS_SIDE_RIGHT</code>
incx		input	stride of one-dimensional array x .
C	device	in/out	<type> array of dimensions <code>ldc x n</code> with <code>ldc>=max(1,m)</code> .
ldc		input	leading dimension of a two-dimensional array used to store the matrix C .

The possible error values returned by this function and their meanings are listed below.

Error Value	Meaning
<code>CUBLAS_STATUS_SUCCESS</code>	the operation completed successfully
<code>CUBLAS_STATUS_NOT_INITIALIZED</code>	the library was not initialized
<code>CUBLAS_STATUS_INVALID_VALUE</code>	the parameters <code>m,n<0</code> or <code>mode != CUBLAS_SIDE_LEFT, CUBLAS_SIDE_RIGHT</code>
<code>CUBLAS_STATUS_ARCH_MISMATCH</code>	the device does not support double-precision
<code>CUBLAS_STATUS_EXECUTION_FAILED</code>	the function failed to launch on the GPU

2.8.3. cublas<t>getrfBatched()

```

cublasStatus_t cublasSgetrfBatched(cublasHandle_t handle,
                                   int n,
                                   float *Aarray[],
                                   int lda,
                                   int *PivotArray,
                                   int *infoArray,
                                   int batchSize);

cublasStatus_t cublasDgetrfBatched(cublasHandle_t handle,
                                   int n,
                                   double *Aarray[],
                                   int lda,
                                   int *PivotArray,
                                   int *infoArray,
                                   int batchSize);

cublasStatus_t cublasCgetrfBatched(cublasHandle_t handle,
                                   int n,
                                   cuComplex *Aarray[],
                                   int lda,
                                   int *PivotArray,
                                   int *infoArray,
                                   int batchSize);

cublasStatus_t cublasZgetrfBatched(cublasHandle_t handle,
                                   int n,
                                   cuDoubleComplex *Aarray[],
                                   int lda,
                                   int *PivotArray,
                                   int *infoArray,
                                   int batchSize);

```

Aarray is an array of pointers to matrices stored in column-major format with dimensions **nxn** and leading dimension **lda**.

This function performs the LU factorization of each **Aarray[i]** for $i = 0, \dots, \text{batchSize}-1$ by the following equation

$$\mathbf{P} * \mathbf{Aarray}[i] = \mathbf{L} * \mathbf{U}$$

where **P** is a permutation matrix which represents partial pivoting with row interchanges. **L** is a lower triangular matrix with unit diagonal and **U** is an upper triangular matrix.

Formally **P** is written by a product of permutation matrices **Pj**, for $j = 1, 2, \dots, n$, say $\mathbf{P} = \mathbf{P1} * \mathbf{P2} * \mathbf{P3} * \dots * \mathbf{Pn}$. **Pj** is a permutation matrix which interchanges two rows of vector **x** when performing **Pj*x**. **Pj** can be constructed by **j** element of **PivotArray[i]** by the following matlab code

```

// In Matlab PivotArray[i] is an array of base-1.
// In C, PivotArray[i] is base-0.
Pj = eye(n);
swap Pj(j,:) and Pj(PivotArray[i][j] ,:)

```

L and **U** are written back to original matrix **A**, and diagonal elements of **L** are discarded. The **L** and **U** can be constructed by the following matlab code

```
// A is a matrix of nxn after getrf.
L = eye(n);
for j = 1:n
    L(:,j+1:n) = A(:,j+1:n)
end
U = zeros(n);
for i = 1:n
    U(i,i:n) = A(i,i:n)
end
```

If matrix **A** (**=Aarray[i]**) is singular, getrf still works and the value of **info** (**=infoArray[i]**) reports first row index that LU factorization cannot proceed. If info is **k**, **U(k,k)** is zero. The equation **P*A=L*U** still holds, however **L** and **U** are from the following matlab code

```
// A is a matrix of nxn after getrf.
// info is k, which means U(k,k) is zero.
L = eye(n);
for j = 1:k-1
    L(:,j+1:n) = A(:,j+1:n)
end
U = zeros(n);
for i = 1:k-1
    U(i,i:n) = A(i,i:n)
end
for i = k:n
    U(i,k:n) = A(i,k:n)
end
```

This function is intended to be used for matrices of small sizes where the launch overhead is a significant factor.

cu blas<t>getrfBatched supports non-pivot LU factorization if **PivotArray** is nil.

cu blas<t>getrfBatched supports arbitrary dimension.

cu blas<t>getrfBatched only supports compute capability 2.0 or above.

Param.	Memory	In/out	Meaning
handle		input	handle to the cuBLAS library context.
n		input	number of rows and columns of Aarray[i] .
Aarray	device	input	array of pointers to <type> array, with each array of dim. n x n with lda $\geq \max(1, n)$.
lda		input	leading dimension of two-dimensional array used to store each matrix Aarray[i] .
PivotArray	device	output	array of size n x batchSize that contains the pivoting sequence of each factorization of Aarray[i] stored in a linear fashion. If PivotArray is nil, pivoting is disabled.
infoArray	device	output	array of size batchSize that info (= infoArray[i]) contains the information of factorization of Aarray[i] . If info =0, the execution is successful. If info = -j, the j-th parameter had an illegal value.

Param.	Memory	In/out	Meaning
			If info = k, U(k,k) is 0. The factorization has been completed, but U is exactly singular.
batchSize		input	number of pointers contained in A

The possible error values returned by this function and their meanings are listed below.

Error Value	Meaning
CUBLAS_STATUS_SUCCESS	the operation completed successfully
CUBLAS_STATUS_NOT_INITIALIZED	the library was not initialized
CUBLAS_STATUS_INVALID_VALUE	the parameters <code>n</code> , <code>batchSize</code> , <code>lda</code> < 0
CUBLAS_STATUS_ARCH_MISMATCH	the device has a compute capability < 200
CUBLAS_STATUS_EXECUTION_FAILED	the function failed to launch on the GPU

For references please refer to:

[sgeqrf](#), [dgeqrf](#), [cgeqrf](#), [zgeqrf](#)

2.8.4. cublas<t>getrsBatched()

```

cublasStatus_t cublasSgetrsBatched(cublasHandle_t handle,
                                   cublasOperation_t trans,
                                   int n,
                                   int nrhs,
                                   const float *Aarray[],
                                   int lda,
                                   const int *devIpiv,
                                   float *Barray[],
                                   int ldb,
                                   int *info,
                                   int batchSize);

cublasStatus_t cublasDgetrsBatched(cublasHandle_t handle,
                                   cublasOperation_t trans,
                                   int n,
                                   int nrhs,
                                   const double *Aarray[],
                                   int lda,
                                   const int *devIpiv,
                                   double *Barray[],
                                   int ldb,
                                   int *info,
                                   int batchSize);

cublasStatus_t cublasCgetrsBatched(cublasHandle_t handle,
                                   cublasOperation_t trans,
                                   int n,
                                   int nrhs,
                                   const cuComplex *Aarray[],
                                   int lda,
                                   const int *devIpiv,
                                   cuComplex *Barray[],
                                   int ldb,
                                   int *info,
                                   int batchSize);

cublasStatus_t cublasZgetrsBatched(cublasHandle_t handle,
                                   cublasOperation_t trans,
                                   int n,
                                   int nrhs,
                                   const cuDoubleComplex *Aarray[],
                                   int lda,
                                   const int *devIpiv,
                                   cuDoubleComplex *Barray[],
                                   int ldb,
                                   int *info,
                                   int batchSize);

```

This function solves an array of systems of linear equations of the form :

$$\text{op}(A[i])X[i] = \alpha B[i]$$

where $A[i]$ is a matrix which has been LU factorized with pivoting, $X[i]$ and $B[i]$ are $n \times \text{nrhs}$ matrices. Also, for matrix A

$$\text{op}(A[i]) = \begin{cases} A[i] & \text{if trans} == \text{CUBLAS_OP_N} \\ A^T[i] & \text{if trans} == \text{CUBLAS_OP_T} \\ A^H[i] & \text{if trans} == \text{CUBLAS_OP_C} \end{cases}$$

This function is intended to be used for matrices of small sizes where the launch overhead is a significant factor.

`cusblas<type>getrsBatched` supports non-pivot LU factorization if `devIpiV` is nil.

`cusblas<type>getrsBatched` supports arbitrary dimension.

`cusblas<type>getrsBatched` only supports compute capability 2.0 or above.

Param.	Memory	In/out	Meaning
handle		input	handle to the cuBLAS library context.
trans		input	operation op(A) that is non- or (conj.) transpose.
n		input	number of rows and columns of <code>Aarray[i]</code> .
nrhs		input	number of columns of <code>Barray[i]</code> .
Aarray	device	input	array of pointers to <type> array, with each array of dim. <code>n x n</code> with <code>lda ≥ max(1, n)</code> .
lda		input	leading dimension of two-dimensional array used to store each matrix <code>Aarray[i]</code> .
devIpiV	device	input	array of size <code>n x batchSize</code> that contains the pivoting sequence of each factorization of <code>Aarray[i]</code> stored in a linear fashion. If <code>devIpiV</code> is nil, pivoting for all <code>Aarray[i]</code> is ignored.
Barray	device	input/ output	array of pointers to <type> array, with each array of dim. <code>n x nrhs</code> with <code>ldb ≥ max(1, n)</code> .
ldb		input	leading dimension of two-dimensional array used to store each solution matrix <code>Barray[i]</code> .
info	host	output	If <code>info=0</code> , the execution is successful. If <code>info = -j</code> , the <code>j</code> -th parameter had an illegal value.
batchSize		input	number of pointers contained in A

The possible error values returned by this function and their meanings are listed below.

Error Value	Meaning
<code>CUBLAS_STATUS_SUCCESS</code>	the operation completed successfully
<code>CUBLAS_STATUS_NOT_INITIALIZED</code>	the library was not initialized
<code>CUBLAS_STATUS_INVALID_VALUE</code>	the parameters <code>n, batchSize, lda < 0</code>
<code>CUBLAS_STATUS_ARCH_MISMATCH</code>	the device has a compute capability < 200
<code>CUBLAS_STATUS_EXECUTION_FAILED</code>	the function failed to launch on the GPU

For references please refer to:

[sgeqrs](#), [dgeqrs](#), [cgeqrs](#), [zgeqrs](#)

2.8.5. cublas<t>getriBatched()

```

cublasStatus_t cublasSgetriBatched(cublasHandle_t handle,
                                   int n,
                                   float *Aarray[],
                                   int lda,
                                   int *PivotArray,
                                   float *Carray[],
                                   int ldc,
                                   int *infoArray,
                                   int batchSize);

cublasStatus_t cublasDgetriBatched(cublasHandle_t handle,
                                   int n,
                                   double *Aarray[],
                                   int lda,
                                   int *PivotArray,
                                   double *Carray[],
                                   int ldc,
                                   int *infoArray,
                                   int batchSize);

cublasStatus_t cublasCgetriBatched(cublasHandle_t handle,
                                   int n,
                                   cuComplex *Aarray[],
                                   int lda,
                                   int *PivotArray,
                                   cuComplex *Carray[],
                                   int ldc,
                                   int *infoArray,
                                   int batchSize);

cublasStatus_t cublasZgetriBatched(cublasHandle_t handle,
                                   int n,
                                   cuDoubleComplex *Aarray[],
                                   int lda,
                                   int *PivotArray,
                                   cuDoubleComplex *Carray[],
                                   int ldc,
                                   int *infoArray,
                                   int batchSize);

```

Aarray and **Carray** are arrays of pointers to matrices stored in column-major format with dimensions **n*n** and leading dimension **lda** and **ldc** respectively.

This function performs the inversion of matrices **A[i]** for $i = 0, \dots, \text{batchSize}-1$.

Prior to calling `cublas<t>getriBatched`, the matrix **A[i]** must be factorized first using the routine `cublas<t>getrfBatched`. After the call of `cublas<t>getrfBatched`, the matrix pointing by **Aarray[i]** will contain the LU factors of the matrix **A[i]** and the vector pointing by **(PivotArray+i)** will contain the pivoting sequence.

Following the LU factorization, `cublas<t>getriBatched` uses forward and backward triangular solvers to complete inversion of matrices **A[i]** for $i = 0, \dots, \text{batchSize}-1$. The inversion is out-of-place, so memory space of **Carray[i]** cannot overlap memory space of **Array[i]**.

Typically all parameters in `cusblas<t>getrfBatched` would be passed into `cusblas<t>getriBatched`. For example,

```
// step 1: perform in-place LU decomposition, P*A = L*U.
//   Aarray[i] is n*n matrix A[i]
//   cublasDgetrfBatched(handle, n, Aarray, lda, PivotArray, infoArray,
//   batchSize);
//   check infoArray[i] to see if factorization of A[i] is successful or not.
//   Array[i] contains LU factorization of A[i]

// step 2: perform out-of-place inversion, Carray[i] = inv(A[i])
//   cublasDgetriBatched(handle, n, Aarray, lda, PivotArray, Carray, ldc,
//   infoArray, batchSize);
//   check infoArray[i] to see if inversion of A[i] is successful or not.
```

The user can check singularity from either `cusblas<t>getrfBatched` or `cusblas<t>getriBatched`.

This function is intended to be used for matrices of small sizes where the launch overhead is a significant factor.

If `cusblas<t>getrfBatched` is performed by non-pivoting, **PivotArray** of `cusblas<t>getriBatched` should be nil.

`cusblas<t>getriBatched` supports arbitrary dimension.

`cusblas<t>getriBatched` only supports compute capability 2.0 or above.

Param.	Memory	In/out	Meaning
handle		input	handle to the cuBLAS library context.
n		input	number of rows and columns of Aarray[i] .
Aarray	device	input	array of pointers to <type> array, with each array of dimension n*n with lda $\geq \max(1, n)$.
lda		input	leading dimension of two-dimensional array used to store each matrix Aarray[i] .
PivotArray	device	output	array of size n*batchSize that contains the pivoting sequence of each factorization of Aarray[i] stored in a linear fashion. If PivotArray is nil, pivoting is disabled.
Carray	device	output	array of pointers to <type> array, with each array of dimension n*n with ldc $\geq \max(1, n)$.
ldc		input	leading dimension of two-dimensional array used to store each matrix Carray[i] .
infoArray	device	output	array of size batchSize that info (= infoArray[i]) contains the information of inversion of A[i] . If info =0, the execution is successful. If info = k, U (k,k) is 0. The U is exactly singular and the inversion failed.
batchSize		input	number of pointers contained in A

The possible error values returned by this function and their meanings are listed below.

Error Value	Meaning
CUBLAS_STATUS_SUCCESS	the operation completed successfully
CUBLAS_STATUS_NOT_INITIALIZED	the library was not initialized
CUBLAS_STATUS_INVALID_VALUE	the parameters <code>n</code> , <code>batchSize</code> , <code>lda</code> , <code>ldc</code> < 0
CUBLAS_STATUS_ARCH_MISMATCH	the device has a compute capability < 200
CUBLAS_STATUS_EXECUTION_FAILED	the function failed to launch on the GPU

2.8.6. cublas<t>matinvBatched()

```

cublasStatus_t cublasSmatinvBatched(cublasHandle_t handle,
                                     int n,
                                     const float *A[],
                                     int lda,
                                     float *Ainv[],
                                     int lda_inv,
                                     int *info,
                                     int batchSize);

cublasStatus_t cublasDmatinvBatched(cublasHandle_t handle,
                                     int n,
                                     const double *A[],
                                     int lda,
                                     double *Ainv[],
                                     int lda_inv,
                                     int *info,
                                     int batchSize);

cublasStatus_t cublasCmatinvBatched(cublasHandle_t handle,
                                     int n,
                                     const cuComplex *A[],
                                     int lda,
                                     cuComplex *Ainv[],
                                     int lda_inv,
                                     int *info,
                                     int batchSize);

cublasStatus_t cublasZmatinvBatched(cublasHandle_t handle,
                                     int n,
                                     const cuDoubleComplex *A[],
                                     int lda,
                                     cuDoubleComplex *Ainv[],
                                     int lda_inv,
                                     int *info,
                                     int batchSize);

```

A and **Ainv** are arrays of pointers to matrices stored in column-major format with dimensions **n*n** and leading dimension **lda** and **lda_inv** respectively.

This function performs the inversion of matrices **A[i]** for $i = 0, \dots, \text{batchSize}-1$.

This function is a short cut of **cublas<t>getrfBatched** plus **cublas<t>getriBatched**. However it only works if **n** is less than 32. If not, the user has to go through **cublas<t>getrfBatched** and **cublas<t>getriBatched**.

If the matrix $\mathbf{A}[i]$ is singular, then `info[i]` reports singularity, the same as `cublas<t>getrfBatched`.

Param.	Memory	In/out	Meaning
handle		input	handle to the cuBLAS library context.
n		input	number of rows and columns of $\mathbf{A}[i]$.
A	device	input	array of pointers to <type> array, with each array of dimension $n*n$ with $lda \geq \max(1, n)$.
lda		input	leading dimension of two-dimensional array used to store each matrix $\mathbf{A}[i]$.
Ainv	device	output	array of pointers to <type> array, with each array of dimension $n*n$ with $lda_inv \geq \max(1, n)$.
lda_inv		input	leading dimension of two-dimensional array used to store each matrix $\mathbf{Ainv}[i]$.
info	device	output	array of size <code>batchSize</code> that <code>info[i]</code> contains the information of inversion of $\mathbf{A}[i]$. If <code>info[i]=0</code> , the execution is successful. If <code>info[i]=k</code> , $U(k,k)$ is 0. The U is exactly singular and the inversion failed.
batchSize		input	number of pointers contained in A.

The possible error values returned by this function and their meanings are listed below.

Error Value	Meaning
CUBLAS_STATUS_SUCCESS	the operation completed successfully
CUBLAS_STATUS_NOT_INITIALIZED	the library was not initialized
CUBLAS_STATUS_INVALID_VALUE	the parameters <code>n, batchSize, lda, lda_inv < 0;</code> or <code>n > 32</code>
CUBLAS_STATUS_ARCH_MISMATCH	the device has a compute capability < 200
CUBLAS_STATUS_EXECUTION_FAILED	the function failed to launch on the GPU

2.8.7. cublas<t>geqrfBatched()

```

cublasStatus_t cublasSgeqrfBatched( cublasHandle_t handle,
                                     int m,
                                     int n,
                                     float *Aarray[],
                                     int lda,
                                     float *TauArray[],

                                     int *info,
                                     int batchSize);

cublasStatus_t cublasDgeqrfBatched( cublasHandle_t handle,
                                     int m,
                                     int n,
                                     double *Aarray[],
                                     int lda,
                                     double *TauArray[],

                                     int *info,
                                     int batchSize);

cublasStatus_t cublasCgeqrfBatched( cublasHandle_t handle,
                                     int m,
                                     int n,
                                     cuComplex *Aarray[],
                                     int lda,
                                     cuComplex *TauArray[],

                                     int *info,
                                     int batchSize);

cublasStatus_t cublasZgeqrfBatched( cublasHandle_t handle,
                                     int m,
                                     int n,
                                     cuDoubleComplex *Aarray[],
                                     int lda,
                                     cuDoubleComplex *TauArray[],

                                     int *info,
                                     int batchSize);

```

Aarray is an array of pointers to matrices stored in column-major format with dimensions **m** **x** **n** and leading dimension **lda**. **TauArray** is an array of pointers to vectors of dimension of at least **max (1, min(m, n))**.

This function performs the QR factorization of each **Aarray[i]** for **i = 0, ..., batchSize-1** using Householder reflections. Each matrix **Q[i]** is represented as a product of elementary reflectors and is stored in the lower part of each **Aarray[i]** as follows :

$$Q[j] = H[j][1] H[j][2] \dots H[j](k), \text{ where } k = \min(m, n).$$

Each $H[j][i]$ has the form

$$H[j][i] = I - \tau[j] * v * v'$$

where $\tau[j]$ is a real scalar, and v is a real vector with $v(1:i-1) = 0$ and $v(i) = 1$; $v(i+1:m)$ is stored on exit in **Aarray[j][i+1:m,i]**, and τ in **TauArray[j][i]**

This function is intended to be used for matrices of small sizes where the launch overhead is a significant factor.

`cusblas<t>geqrfBatched` supports arbitrary dimension.

`cusblas<t>geqrfBatched` only supports compute capability 2.0 or above.

Param.	Memory	In/out	Meaning
handle		input	handle to the cuBLAS library context.
m		input	number of rows <code>Aarray[i]</code> .
n		input	number of columns of <code>Aarray[i]</code> .
Aarray	device	input	array of pointers to <type> array, with each array of dim. <code>m x n</code> with <code>lda</code> $\geq \max(1, m)$.
lda		input	leading dimension of two-dimensional array used to store each matrix <code>Aarray[i]</code> .
TauArray	device	output	array of pointers to <type> vector, with each vector of dim. <code>max(1, min(m, n))</code> .
info	host	output	If <code>info=0</code> , the parameters passed to the function are valid If <code>info<0</code> , the parameter in position <code>-info</code> is invalid
batchSize		input	number of pointers contained in A

The possible error values returned by this function and their meanings are listed below.

Error Value	Meaning
<code>CUBLAS_STATUS_SUCCESS</code>	the operation completed successfully
<code>CUBLAS_STATUS_NOT_INITIALIZED</code>	the library was not initialized
<code>CUBLAS_STATUS_INVALID_VALUE</code>	the parameters <code>m, n, batchSize < 0</code> or <code>lda < imax(1, m)</code>
<code>CUBLAS_STATUS_ARCH_MISMATCH</code>	the device has a compute capability < 200
<code>CUBLAS_STATUS_EXECUTION_FAILED</code>	the function failed to launch on the GPU

For references please refer to:

[sgeqrf](#), [dgeqrf](#), [cgeqrf](#), [zgeqrf](#)

2.8.8. cublas<t>gelsBatched()

```

cublasStatus_t cublasSgelsBatched( cublasHandle_t handle,
                                   cublasOperation_t trans,
                                   int m,
                                   int n,
                                   int nrhs,
                                   float *Aarray[],
                                   int lda,
                                   float *Carray[],
                                   int ldc,

                                   int *info,
                                   int *devInfoArray,
                                   int batchSize );

cublasStatus_t cublasDgelsBatched( cublasHandle_t handle,
                                   cublasOperation_t trans,
                                   int m,
                                   int n,
                                   int nrhs,
                                   double *Aarray[],
                                   int lda,
                                   double *Carray[],
                                   int ldc,

                                   int *info,
                                   int *devInfoArray,
                                   int batchSize );

cublasStatus_t cublasCgelsBatched( cublasHandle_t handle,
                                   cublasOperation_t trans,
                                   int m,
                                   int n,
                                   int nrhs,
                                   cuComplex *Aarray[],
                                   int lda,
                                   cuComplex *Carray[],
                                   int ldc,

                                   int *info,
                                   int *devInfoArray,
                                   int batchSize );

cublasStatus_t cublasZgelsBatched( cublasHandle_t handle,
                                   cublasOperation_t trans,
                                   int m,
                                   int n,
                                   int nrhs,
                                   cuDoubleComplex *Aarray[],
                                   int lda,
                                   cuDoubleComplex *Carray[],
                                   int ldc,

                                   int *info,
                                   int *devInfoArray,
                                   int batchSize );

```

Aarray is an array of pointers to matrices stored in column-major format with dimensions **m** **x** **n** and leading dimension **lda**. **Carray** is an array of pointers to matrices stored in column-major format with dimensions **n** **x** **nrhs** and leading dimension **ldc**.

This function find the least squares solution of a batch of overdetermined systems : it solves the least squares problem described as follows :

```
minimize || Carray[i] - Aarray[i]*Xarray[i] || , with i =
0, ...,batchSize-1
```

On exit, each **Aarray[i]** is overwritten with their QR factorization and each **Carray[i]** is overwritten with the least square solution

cusblas<t>gelsBatched supports only the non-transpose operation and only solves overdetermined systems ($m \geq n$).

cusblas<t>gelsBatched only supports compute capability 2.0 or above.

This function is intended to be used for matrices of small sizes where the launch overhead is a significant factor.

Param.	Memory	In/out	Meaning
handle		input	handle to the cuBLAS library context.
trans		input	operation op(Aarray[i]) that is non- or (conj.) transpose. Only non-transpose operation is currently supported.
m		input	number of rows Aarray[i] .
n		input	number of columns of each Aarray[i] and rows of each Carray[i] .
nrhs		input	number of columns of each Carray[i] .
Aarray	device	input/ output	array of pointers to <type> array, with each array of dim. $m \times n$ with $lda \geq \max(1, m)$.
lda		input	leading dimension of two-dimensional array used to store each matrix Aarray[i] .
Carray	device	input/ output	array of pointers to <type> array, with each array of dim. $n \times nrhs$ with $ldc \geq \max(1, m)$.
ldc		input	leading dimension of two-dimensional array used to store each matrix Carray[i] .
info	host	output	If info=0, the parameters passed to the function are valid If info<0, the parameter in position -info is invalid
devInfoArray	device	output	optional array of integers of dimension batchsize. If non-null, every element devInfoArray[i] contain a value V with the following meaning: V = 0 : the i-th problem was successfully solved V > 0 : the V-th diagonal element of the Aarray[i] is zero. Aarray[i] does not have full rank.
batchSize		input	number of pointers contained in Aarray and Carray

The possible error values returned by this function and their meanings are listed below.

Error Value	Meaning
CUBLAS_STATUS_SUCCESS	the operation completed successfully
CUBLAS_STATUS_NOT_INITIALIZED	the library was not initialized
CUBLAS_STATUS_INVALID_VALUE	the parameters <code>m,n,batchSize < 0</code> , <code>lda < imax(1,m)</code> or <code>ldc < imax(1,m)</code>
CUBLAS_STATUS_NOT_SUPPORTED	the parameters <code>m < n</code> or <code>trans</code> is different from non-transpose.
CUBLAS_STATUS_ARCH_MISMATCH	the device has a compute capability < 200
CUBLAS_STATUS_EXECUTION_FAILED	the function failed to launch on the GPU

For references please refer to:

[sgels](#), [dgels](#), [cgels](#), [zgels](#)

2.8.9. cublas<t>tptr()

```

cublasStatus_t cublasStpttr ( cublasHandle_t handle,
                             cublasFillMode_t uplo,
                             int n,
                             const float *AP,
                             float *A,
                             int lda );

cublasStatus_t cublasDtpttr ( cublasHandle_t handle,
                             cublasFillMode_t uplo,
                             int n,
                             const double *AP,
                             double *A,
                             int lda );

cublasStatus_t cublasCtptr ( cublasHandle_t handle,
                             cublasFillMode_t uplo,
                             int n,
                             const cuComplex *AP,
                             cuComplex *A,
                             int lda );

cublasStatus_t cublasZtptr ( cublasHandle_t handle,
                             cublasFillMode_t uplo,
                             int n,
                             const cuDoubleComplex *AP,
                             cuDoubleComplex *A,
                             int lda );

```

This function performs the conversion from the triangular packed format to the triangular format

If `uplo == CUBLAS_FILL_MODE_LOWER` then the elements of **AP** are copied into the lower triangular part of the triangular matrix **A** and the upper part of **A** is left untouched. If `uplo == CUBLAS_FILL_MODE_UPPER` then the elements of **AP** are copied into the upper triangular part of the triangular matrix **A** and the lower part of **A** is left untouched.

Param.	Memory	In/out	Meaning
handle		input	handle to the cuBLAS library context.

Param.	Memory	In/out	Meaning
uplo		input	indicates if matrix AP contains lower or upper part of matrix A .
n		input	number of rows and columns of matrix A .
AP	device	input	<type> array with A stored in packed format.
A	device	output	<type> array of dimensions lda x n , with lda ≥ max(1, n) . The opposite side of A is left untouched.
lda		input	leading dimension of two-dimensional array used to store matrix A .

The possible error values returned by this function and their meanings are listed below.

Error Value	Meaning
CUBLAS_STATUS_SUCCESS	the operation completed successfully
CUBLAS_STATUS_NOT_INITIALIZED	the library was not initialized
CUBLAS_STATUS_INVALID_VALUE	the parameters n < 0
CUBLAS_STATUS_ARCH_MISMATCH	the device does not support double-precision
CUBLAS_STATUS_EXECUTION_FAILED	the function failed to launch on the GPU

For references please refer to:

[stpttr](#), [dtptr](#), [ctptr](#), [ztptr](#)

2.8.10. cublas<t>trttp()

```

cublasStatus_t cublasStrttp ( cublasHandle_t handle,
                             cublasFillMode_t uplo,
                             int n,
                             const float *A,
                             int lda,
                             float *AP );

cublasStatus_t cublasDtrttp ( cublasHandle_t handle,
                             cublasFillMode_t uplo,
                             int n,
                             const double *A,
                             int lda,
                             double *AP );

cublasStatus_t cublasCtrttp ( cublasHandle_t handle,
                             cublasFillMode_t uplo,
                             int n,
                             const cuComplex *A,
                             int lda,
                             cuComplex *AP );

cublasStatus_t cublasZtrttp ( cublasHandle_t handle,
                             cublasFillMode_t uplo,
                             int n,
                             const cuDoubleComplex *A,
                             int lda,
                             cuDoubleComplex *AP );

```

This function performs the conversion from the triangular format to the triangular packed format

If `uplo == CUBLAS_FILL_MODE_LOWER` then the lower triangular part of the triangular matrix **A** is copied into the array **AP**. If `uplo == CUBLAS_FILL_MODE_UPPER` then the upper triangular part of the triangular matrix **A** is copied into the array **AP**.

Param.	Memory	In/out	Meaning
handle		input	handle to the cuBLAS library context.
uplo		input	indicates which matrix A lower or upper part is referenced.
n		input	number of rows and columns of matrix A .
A	device	input	<type> array of dimensions <code>lda x n</code> , with <code>lda ≥ max(1, n)</code> .
lda		input	leading dimension of two-dimensional array used to store matrix A .
AP	device	output	<type> array with A stored in packed format.

The possible error values returned by this function and their meanings are listed below.

Error Value	Meaning
CUBLAS_STATUS_SUCCESS	the operation completed successfully
CUBLAS_STATUS_NOT_INITIALIZED	the library was not initialized
CUBLAS_STATUS_INVALID_VALUE	the parameters <code>n < 0</code>
CUBLAS_STATUS_ARCH_MISMATCH	the device does not support double-precision
CUBLAS_STATUS_EXECUTION_FAILED	the function failed to launch on the GPU

For references please refer to:

[strttp](#), [dtrttp](#), [ctrttp](#), [ztrttp](#)

2.8.11. cublas<t>gemmEx()

```

cublasStatus_t cublasSgemmEx(cublasHandle_t handle,
                             cublasOperation_t transa,
                             cublasOperation_t transb,
                             int m,
                             int n,
                             int k,
                             const float *alpha,
                             const void *A,
                             cudaDataType_t Atype,
                             int lda,
                             const void *B,
                             cudaDataType_t Btype,
                             int ldb,
                             const float *beta,
                             void *C,
                             cudaDataType_t Ctype,
                             int ldc)
cublasStatus_t cublasCgemmEx(cublasHandle_t handle,
                             cublasOperation_t transa,
                             cublasOperation_t transb,
                             int m,
                             int n,
                             int k,
                             const cuComplex *alpha,
                             const void *A,
                             cudaDataType_t Atype,
                             int lda,
                             const void *B,
                             cudaDataType_t Btype,
                             int ldb,
                             const cuComplex *beta,
                             void *C,
                             cudaDataType_t Ctype,
                             int ldc)

```

This function is an extension of **cublas<t>gemm** where the input matrices and output matrices can have a lower precision but the computation is still done in the type **<t>**, e.g in **float** for **cublasSgemmEx** and **cuComplex** for **cublasCgemmEx**

$$C = \alpha \text{op}(A)\text{op}(B) + \beta C$$

where α and β are scalars, and A , B and C are matrices stored in column-major format with dimensions $\text{op}(A) \ m \times k$, $\text{op}(B) \ k \times n$ and $C \ m \times n$, respectively. Also, for matrix A

$$\text{op}(A) = \begin{cases} A & \text{if transa} == \text{CUBLAS_OP_N} \\ A^T & \text{if transa} == \text{CUBLAS_OP_T} \\ A^H & \text{if transa} == \text{CUBLAS_OP_C} \end{cases}$$

and $\text{op}(B)$ is defined similarly for matrix B .

Param.	Memory	In/out	Meaning
handle		input	handle to the cuBLAS library context.
transa		input	operation $\text{op}(A)$ that is non- or (conj.) transpose.
transb		input	operation $\text{op}(B)$ that is non- or (conj.) transpose.
m		input	number of rows of matrix $\text{op}(A)$ and C .

Param.	Memory	In/out	Meaning
n		input	number of columns of matrix op(B) and c.
k		input	number of columns of op(A) and rows of op(B).
alpha	host or device	input	<type> scalar used for multiplication.
A	device	input	<type> array of dimensions $lda \times k$ with $lda \geq \max(1, m)$ if <code>transa == CUBLAS_OP_N</code> and $lda \times m$ with $lda \geq \max(1, k)$ otherwise.
Atype		input	enumerant specifying the datatype of matrix A.
lda		input	leading dimension of two-dimensional array used to store the matrix A.
B	device	input	<type> array of dimension $ldb \times n$ with $ldb \geq \max(1, k)$ if <code>transb == CUBLAS_OP_N</code> and $ldb \times k$ with $ldb \geq \max(1, n)$ otherwise.
Btype		input	enumerant specifying the datatype of matrix B.
ldb		input	leading dimension of two-dimensional array used to store matrix B.
beta	host or device	input	<type> scalar used for multiplication. If <code>beta==0</code> , c does not have to be a valid input.
C	device	in/out	<type> array of dimensions $ldc \times n$ with $ldc \geq \max(1, m)$.
Ctype		input	enumerant specifying the datatype of matrix c.
ldc		input	leading dimension of a two-dimensional array used to store the matrix c.

The matrix types combinations supported for **cublasSgemmEx** are listed below :

A	B	C
CUDA_R_16F	CUDA_R_16F	CUDA_R_16F
CUDA_R_16F	CUDA_R_16F	CUDA_R_32F
CUDA_R_8I	CUDA_R_8I	CUDA_R_32F
CUDA_R_32F	CUDA_R_32F	CUDA_R_32F

The matrix types combinations supported for **cublasCgemmEx** are listed below :

A	B	C
CUDA_C_8I	CUDA_C_8I	CUDA_C_32F
CUDA_C_32F	CUDA_C_32F	CUDA_C_32F

The possible error values returned by this function and their meanings are listed below.

Error Value	Meaning
CUBLAS_STATUS_SUCCESS	the operation completed successfully
CUBLAS_STATUS_NOT_INITIALIZED	the library was not initialized
CUBLAS_STATUS_ARCH_MISMATCH	<code>cublasGemmEx</code> is only supported for GPU with architecture capabilities equal or greater than 5.0
CUBLAS_STATUS_NOT_SUPPORTED	the combination of the parameters <code>Atype</code> , <code>Btype</code> and <code>Ctype</code> is not supported
CUBLAS_STATUS_INVALID_VALUE	the parameters <code>m</code> , <code>n</code> , <code>k</code> < 0
CUBLAS_STATUS_EXECUTION_FAILED	the function failed to launch on the GPU

For references please refer to:

[sgemm](#)

For more information about the numerical behavior of some GEMM algorithms, refer to the "GEMM Algorithms Numerical Behavior" section.

2.8.12. cublasGemmEx()

```
cublasStatus_t cublasGemmEx(cublasHandle_t handle,
                           cublasOperation_t transa,
                           cublasOperation_t transb,
                           int m,
                           int n,
                           int k,
                           const void *alpha,
                           const void *A,
                           cudaDataType_t Atype,
                           int lda,
                           const void *B,
                           cudaDataType_t Btype,
                           int ldb,
                           const void *beta,
                           void *C,
                           cudaDataType_t Ctype,
                           int ldc,
                           cudaDataType_t computeType,
                           cublasGemmAlgo_t algo)
```

This function is an extension of `cublas<t>gemm` that allows the user to individually specify the data types for each of the A, B and C matrices, the precision of computation and the GEMM algorithm to be run. Supported combinations of arguments are listed further down in this section.

$$C = \alpha \text{op}(A)\text{op}(B) + \beta C$$

where α and β are scalars, and A , B and C are matrices stored in column-major format with dimensions $\text{op}(A)$ $m \times k$, $\text{op}(B)$ $k \times n$ and C $m \times n$, respectively. Also, for matrix A

$$\text{op}(A) = \begin{cases} A & \text{if transa} == \text{CUBLAS_OP_N} \\ A^T & \text{if transa} == \text{CUBLAS_OP_T} \\ A^H & \text{if transa} == \text{CUBLAS_OP_C} \end{cases}$$

and $\text{op}(B)$ is defined similarly for matrix B .

Param.	Memory	In/out	Meaning
handle		input	handle to the cuBLAS library context.
transa		input	operation $\text{op}(A)$ that is non- or (conj.) transpose.
transb		input	operation $\text{op}(B)$ that is non- or (conj.) transpose.
m		input	number of rows of matrix $\text{op}(A)$ and c .
n		input	number of columns of matrix $\text{op}(B)$ and c .
k		input	number of columns of $\text{op}(A)$ and rows of $\text{op}(B)$.
alpha	host or device	input	scaling factor for $A*B$; of same type as <code>computeType</code> .
A	device	input	<type> array of dimensions $\text{lda} \times k$ with $\text{lda} \geq \max(1, m)$ if <code>transa == CUBLAS_OP_N</code> and $\text{lda} \times m$ with $\text{lda} \geq \max(1, k)$ otherwise.
Atype		input	enumerant specifying the datatype of matrix A .
lda		input	leading dimension of two-dimensional array used to store the matrix A .
B	device	input	<type> array of dimension $\text{ldb} \times n$ with $\text{ldb} \geq \max(1, k)$ if <code>transb == CUBLAS_OP_N</code> and $\text{ldb} \times k$ with $\text{ldb} \geq \max(1, n)$ otherwise.
Btype		input	enumerant specifying the datatype of matrix B .
ldb		input	leading dimension of two-dimensional array used to store matrix B .
beta	host or device	input	scaling factor for C ; of same type as <code>computeType</code> . If <code>beta==0</code> , c does not have to be a valid input.
C	device	in/out	<type> array of dimensions $\text{ldc} \times n$ with $\text{ldc} \geq \max(1, m)$.
Ctype		input	enumerant specifying the datatype of matrix c .
ldc		input	leading dimension of a two-dimensional array used to store the matrix c .
computeType		input	enumerant specifying the computation type.
algo		input	enumerant specifying the algorithm.

`cublasGemmEx` supports the following `computeType`, `Atype/Btype`, and `Ctype`:

computeType	Atype/Btype	Ctype
CUDA_R_16F	CUDA_R_16F	CUDA_R_16F
CUDA_R_32I	CUDA_R_8I	CUDA_R_32I
CUDA_R_32F	CUDA_R_16F	CUDA_R_16F
	CUDA_R_8I	CUDA_R_32F

computeType	Atype/Btype	Ctype
	CUDA_R_16F	CUDA_R_32F
	CUDA_R_32F	CUDA_R_32F
CUDA_R_64F	CUDA_R_64F	CUDA_R_64F
CUDA_C_32F	CUDA_C_8I	CUDA_C_32F
	CUDA_C_32F	CUDA_C_32F
CUDA_C_64F	CUDA_C_64F	CUDA_C_64F

cublasGemmEx routine runs for the following algorithm.

CublasGemmAlgo_t	Meaning
CUBLAS_GEMM_DEFAULT	Apply Heuristics to select the GEMM algorithm
CUBLAS_GEMM_ALGO0 to CUBLAS_GEMM_ALGO23	Explicitly choose an algorithm
CUBLAS_GEMM_DEFAULT_TENSOR_OP	Apply Heuristics to select the GEMM algorithm while allowing the use of Tensor Core operations if possible
CUBLAS_GEMM_ALGO0_TENSOR_OP to CUBLAS_GEMM_ALGO15_TENSOR_OP	Explicitly choose a GEMM algorithm allowing it to use Tensor Core operations if possible, otherwise falls back to cublas<t>gemmBatched based on computeType

The possible error values returned by this function and their meanings are listed below.

Error Value	Meaning
CUBLAS_STATUS_SUCCESS	the operation completed successfully
CUBLAS_STATUS_NOT_INITIALIZED	the library was not initialized
CUBLAS_STATUS_ARCH_MISMATCH	cublasGemmEx is only supported for GPU with architecture capabilities equal or greater than 5.0
CUBLAS_STATUS_NOT_SUPPORTED	the combination of the parameters Atype , Btype and Ctype or the algorithm, algo is not supported
CUBLAS_STATUS_INVALID_VALUE	the parameters m , n , k < 0
CUBLAS_STATUS_EXECUTION_FAILED	the function failed to launch on the GPU

Also refer to: [sgemm](#).

For more information about the numerical behavior of some GEMM algorithms, refer to the "GEMM Algorithms Numerical Behavior" section.

2.8.13. cublasGemmBatchedEx()

```
cublasStatus_t cublasGemmBatchedEx(cublasHandle_t handle,
                                   cublasOperation_t transa,
                                   cublasOperation_t transb,
                                   int m,
                                   int n,
                                   int k,
                                   const void *alpha,
                                   const void *Aarray[],
                                   cudaDataType_t Atype,
                                   int lda,
                                   const void *Barray[],
                                   cudaDataType_t Btype,
                                   int ldb,
                                   const void *beta,
                                   void *Carray[],
                                   cudaDataType_t Ctype,
                                   int ldc,
                                   int batchCount,
                                   cudaDataType_t computeType,
                                   cublasGemmAlgo_t algo)
```

This function is an extension of `cublas<t>gemmBatched` that performs the matrix-matrix multiplication of a batch of matrices and allows the user to individually specify the data types for each of the A, B and C matrix arrays, the precision of computation and the GEMM algorithm to be run. Like `cublas<t>gemmBatched`, the batch is considered to be "uniform", i.e. all instances have the same dimensions (m, n, k), leading dimensions (lda, ldb, ldc) and transpositions (transa, transb) for their respective A, B and C matrices. The address of the input matrices and the output matrix of each instance of the batch are read from arrays of pointers passed to the function by the caller. Supported combinations of arguments are listed further down in this section.

$$C[i] = \alpha \text{op}(A[i]) \text{op}(B[i]) + \beta C[i], \text{ for } i \in [0, \text{batchCount} - 1]$$

where α and β are scalars, and A , B and C are arrays of pointers to matrices stored in column-major format with dimensions $\text{op}(A[i]) \ m \times k$, $\text{op}(B[i]) \ k \times n$ and $C[i] \ m \times n$, respectively. Also, for matrix A

$$\text{op}(A) = \begin{cases} A & \text{if transa} == \text{CUBLAS_OP_N} \\ A^T & \text{if transa} == \text{CUBLAS_OP_T} \\ A^H & \text{if transa} == \text{CUBLAS_OP_C} \end{cases}$$

and $\text{op}(B[i])$ is defined similarly for matrix $B[i]$.

On certain problem sizes, it might be advantageous to make multiple calls to `cublas<t>gemm` in different CUDA streams, rather than use this API.

Param.	Memory	In/out	Meaning
handle		input	handle to the cuBLAS library context.
transa		input	operation $\text{op}(A[i])$ that is non- or (conj.) transpose.
transb		input	operation $\text{op}(B[i])$ that is non- or (conj.) transpose.
m		input	number of rows of matrix $\text{op}(A[i])$ and $C[i]$.

Param.	Memory	In/out	Meaning
n		input	number of columns of matrix $\text{op}(\mathbf{B}[i])$ and $\mathbf{C}[i]$.
k		input	number of columns of $\text{op}(\mathbf{A}[i])$ and rows of $\text{op}(\mathbf{B}[i])$.
alpha	host or device	input	scalar used for multiplication; of same type as <code>computeType</code> .
Aarray	device	input	array of pointers to <code><Atype></code> array, with each array of dim. $\text{lda} \times k$ with $\text{lda} \geq \max(1, m)$ if <code>transa == CUBLAS_OP_N</code> and $\text{lda} \times m$ with $\text{lda} \geq \max(1, k)$ otherwise.
Atype		input	enumerant specifying the datatype of <code>Aarray</code> .
lda		input	leading dimension of two-dimensional array used to store the matrix $\mathbf{A}[i]$.
Barray	device	input	array of pointers to <code><Btype></code> array, with each array of dim. $\text{ldb} \times n$ with $\text{ldb} \geq \max(1, k)$ if <code>transb == CUBLAS_OP_N</code> and $\text{ldb} \times k$ with $\text{ldb} \geq \max(1, n)$ otherwise.
Btype		input	enumerant specifying the datatype of <code>Barray</code> .
ldb		input	leading dimension of two-dimensional array used to store matrix $\mathbf{B}[i]$.
beta	host or device	input	scalar used for multiplication; of same type as <code>computeType</code> . If <code>beta==0</code> , $\mathbf{C}[i]$ does not have to be a valid input.
Carray	device	in/out	array of pointers to <code><Ctype></code> array. It has dimensions $\text{ldc} \times n$ with $\text{ldc} \geq \max(1, m)$.
Ctype		input	enumerant specifying the datatype of <code>Carray</code> .
ldc		input	leading dimension of a two-dimensional array used to store each matrix $\mathbf{C}[i]$.
batchCount		input	number of pointers contained in <code>Aarray</code> , <code>Barray</code> and <code>Carray</code> .
computeType		input	enumerant specifying the computation type.
algo		input	enumerant specifying the algorithm.

`cusblasGemmBatchedEx` supports the following `computeType`, `Atype/Btype`, and `Ctype`:

Compute type	A/B	C
CUDA_R_16F	CUDA_R_16F	CUDA_R_16F
CUDA_R_32F	CUDA_R_16F	CUDA_R_16F
	CUDA_R_16F	CUDA_R_32F
	CUDA_R_8I	CUDA_R_32F
	CUDA_R_32F	CUDA_R_32F

Compute type	A/B	C
CUDA_R_64F	CUDA_R_64F	CUDA_R_64F
CUDA_C_32F	CUDA_C_8I	CUDA_C_32F
	CUDA_C_32F	CUDA_C_32F
CUDA_C_64F	CUDA_C_64F	CUDA_C_64F

`cublasGemmBatchedEx` routine is run for the following algorithm.

CublasGemmAlgo_t	Meaning
CUBLAS_GEMM_DEFAULT	Apply Heuristics to select the GEMM algorithm
CUBLAS_GEMM_ALGO0 to CUBLAS_GEMM_ALGO23	Explicitly choose an algorithm
CUBLAS_GEMM_DEFAULT_TENSOR_OP	Apply Heuristics to select the GEMM algorithm while allowing the use of Tensor Core operations if possible
CUBLAS_GEMM_ALGO0_TENSOR_OP to CUBLAS_GEMM_ALGO15_TENSOR_OP	Explicitly choose a GEMM algorithm allowing it to use Tensor Core operations if possible, otherwise falls back to <code>cublas<t>gemmBatched</code> based on computeType

The possible error values returned by this function and their meanings are listed below.

Error Value	Meaning
CUBLAS_STATUS_SUCCESS	the operation completed successfully
CUBLAS_STATUS_NOT_INITIALIZED	the library was not initialized
CUBLAS_STATUS_ARCH_MISMATCH	<code>cublasGemmBatchedEx</code> is only supported for GPU with architecture capabilities equal or greater than 5.0
CUBLAS_STATUS_NOT_SUPPORTED	the combination of the parameters <code>Atype</code> , <code>Btype</code> and <code>Ctype</code> or the algorithm, <code>algo</code> is not supported
CUBLAS_STATUS_INVALID_VALUE	the parameters <code>m</code> , <code>n</code> , <code>k</code> < 0
CUBLAS_STATUS_EXECUTION_FAILED	the function failed to launch on the GPU

Also refer to: [sgemm](#).

2.8.14. cublasGemmStridedBatchedEx()

```
cublasStatus_t cublasGemmStridedBatchedEx(cublasHandle_t handle,
                                           cublasOperation_t transa,
                                           cublasOperation_t transb,
                                           int m,
                                           int n,
                                           int k,
                                           const void *alpha,
                                           const void *A,
                                           cudaDataType_t Atype,
                                           int lda,
                                           long long int strideA,
                                           const void *B,
                                           cudaDataType_t Btype,
                                           int ldb,
                                           long long int strideB,
                                           const void *beta,
                                           void *C,
                                           cudaDataType_t Ctype,
                                           int ldc,
                                           long long int strideC,
                                           int batchCount,
                                           cudaDataType_t computeType,
                                           cublasGemmAlgo_t algo)
```

This function is an extension of **cublas<t>gemmStridedBatched** that performs the matrix-matrix multiplication of a batch of matrices and allows the user to individually specify the data types for each of the A, B and C matrices, the precision of computation and the GEMM algorithm to be run. Like **cublas<t>gemmStridedBatched**, the batch is considered to be "uniform", i.e. all instances have the same dimensions (m, n, k), leading dimensions (lda, ldb, ldc) and transpositions (transa, transb) for their respective A, B and C matrices. Input matrices A, B and output matrix C for each instance of the batch are located at fixed address offsets from their locations in the previous instance. Pointers to A, B and C matrices for the first instance are passed to the function by the user along with the address offsets - strideA, strideB and strideC that determine the locations of input and output matrices in future instances.

$$C + i * \text{strideC} = \alpha \text{op}(A + i * \text{strideA}) \text{op}(B + i * \text{strideB}) + \beta(C + i * \text{strideC}), \text{ for } i \in [0, \text{batchCount} - 1]$$

where α and β are scalars, and A , B and C are arrays of pointers to matrices stored in column-major format with dimensions $\text{op}(A[i]) \ m \times k$, $\text{op}(B[i]) \ k \times n$ and $C[i] \ m \times n$, respectively. Also, for matrix A

$$\text{op}(A) = \begin{cases} A & \text{if transa} == \text{CUBLAS_OP_N} \\ A^T & \text{if transa} == \text{CUBLAS_OP_T} \\ A^H & \text{if transa} == \text{CUBLAS_OP_C} \end{cases}$$

and $\text{op}(B[i])$ is defined similarly for matrix $B[i]$.

On certain problem sizes, it might be advantageous to make multiple calls to **cublas<t>gemm** in different CUDA streams, rather than use this API.

Note: In the table below, we use **A[i]**, **B[i]**, **C[i]** as notation for A, B and C matrices in the i th instance of the batch, implicitly assuming they are respectively address offsets **strideA**, **strideB**, **strideC** away from **A[i-1]**, **B[i-1]**, **C[i-1]**.

Param.	Memory	In/out	Meaning
handle		input	handle to the cuBLAS library context.
transa		input	operation $\text{op}(\mathbf{A}[i])$ that is non- or (conj.) transpose.
transb		input	operation $\text{op}(\mathbf{B}[i])$ that is non- or (conj.) transpose.
m		input	number of rows of matrix $\text{op}(\mathbf{A}[i])$ and $\mathbf{C}[i]$.
n		input	number of columns of matrix $\text{op}(\mathbf{B}[i])$ and $\mathbf{C}[i]$.
k		input	number of columns of $\text{op}(\mathbf{A}[i])$ and rows of $\text{op}(\mathbf{B}[i])$.
alpha	host or device	input	scalar used for multiplication; of same type as <code>computeType</code> .
A	device	input	pointer to <Atype> matrix, A, corresponds to the first instance of the batch, with dimensions $\text{lda} \times k$ with $\text{lda} \geq \max(1, m)$ if <code>transa == CUBLAS_OP_N</code> and $\text{lda} \times m$ with $\text{lda} \geq \max(1, k)$ otherwise.
Atype		input	enumerant specifying the datatype of A.
lda		input	leading dimension of two-dimensional array used to store the matrix $\mathbf{A}[i]$.
strideA		input	value of type long long int that gives the address offset between $\mathbf{A}[i]$ and $\mathbf{A}[i+1]$.
B	device	input	pointer to <Btype> matrix, B, corresponds to the first instance of the batch, with dimensions $\text{ldb} \times n$ with $\text{ldb} \geq \max(1, k)$ if <code>transb == CUBLAS_OP_N</code> and $\text{ldb} \times k$ with $\text{ldb} \geq \max(1, n)$ otherwise.
Btype		input	enumerant specifying the datatype of B.
ldb		input	leading dimension of two-dimensional array used to store matrix $\mathbf{B}[i]$.
strideB		input	value of type long long int that gives the address offset between $\mathbf{B}[i]$ and $\mathbf{B}[i+1]$.
beta	host or device	input	scalar used for multiplication; of same type as <code>computeType</code> . If <code>beta==0</code> , $\mathbf{C}[i]$ does not have to be a valid input.
Carray	device	in/out	pointer to <Ctype> matrix, C, corresponds to the first instance of the batch, with dimensions $\text{ldc} \times n$ with $\text{ldc} \geq \max(1, m)$.
Ctype		input	enumerant specifying the datatype of c.
ldc		input	leading dimension of a two-dimensional array used to store each matrix $\mathbf{C}[i]$.
strideC		input	value of type long long int that gives the address offset between $\mathbf{C}[i]$ and $\mathbf{C}[i+1]$.
batchCount		input	number of GEMMs to perform in the batch.
computeType		input	enumerant specifying the computation type.

Param.	Memory	In/out	Meaning
algo		input	enumerant specifying the algorithm.

cublasGemmStridedBatchedEx supports the following computeType, Atype/Btype, and Ctype:

Compute type	A/B	C
CUDA_R_16F	CUDA_R_16F	CUDA_R_16F
CUDA_R_32F	CUDA_R_16F	CUDA_R_16F
	CUDA_R_16F	CUDA_R_32F
	CUDA_R_8I	CUDA_R_32F
	CUDA_R_32F	CUDA_R_32F
CUDA_R_64F	CUDA_R_64F	CUDA_R_64F
CUDA_C_32F	CUDA_C_8I	CUDA_C_32F
	CUDA_C_32F	CUDA_C_32F
CUDA_C_64F	CUDA_C_64F	CUDA_C_64F

cublasGemmStridedBatchedEx routine is run for the following algorithm.

CublasGemmAlgo_t	Meaning
CUBLAS_GEMM_DEFAULT	Apply Heuristics to select the GEMM algorithm
CUBLAS_GEMM_ALGO0 to CUBLAS_GEMM_ALGO23	Explicitly choose an algorithm
CUBLAS_GEMM_DEFAULT_TENSOR_OP	Apply Heuristics to select the GEMM algorithm while allowing the use of Tensor Core operations if possible
CUBLAS_GEMM_ALGO0_TENSOR_OP to CUBLAS_GEMM_ALGO15_TENSOR_OP	Explicitly choose a GEMM algorithm allowing it to use Tensor Core operations if possible, otherwise falls back to cublas<t>gemmBatched based on computeType

The possible error values returned by this function and their meanings are listed below.

Error Value	Meaning
CUBLAS_STATUS_SUCCESS	the operation completed successfully
CUBLAS_STATUS_NOT_INITIALIZED	the library was not initialized
CUBLAS_STATUS_ARCH_MISMATCH	cublasGemmBatchedEx is only supported for GPU with architecture capabilities equal or greater than 5.0
CUBLAS_STATUS_NOT_SUPPORTED	the combination of the parameters Atype , Btype and ctype or the algorithm, algo is not supported

Error Value	Meaning
CUBLAS_STATUS_INVALID_VALUE	the parameters $m, n, k < 0$
CUBLAS_STATUS_EXECUTION_FAILED	the function failed to launch on the GPU

Also refer to: [sgemm](#).

2.8.15. cublasCsyrrkEx()

```
cublasStatus_t cublasCsyrrkEx(cublasHandle_t handle,
                              cublasFillMode_t uplo,
                              cublasOperation_t trans,
                              int n,
                              int k,
                              const float *alpha,
                              const void *A,
                              cudaDataType Atype,
                              int lda,
                              const float *beta,
                              cuComplex *C,
                              cudaDataType Ctype,
                              int ldc)
```

This function is an extension of **cublasCsyrrk** where the input matrix and output matrix can have a lower precision but the computation is still done in the type **cuComplex**

This function performs the symmetric rank- k update

$$C = \alpha \text{op}(A) \text{op}(A)^T + \beta C$$

where α and β are scalars, C is a symmetric matrix stored in lower or upper mode, and A is a matrix with dimensions $\text{op}(A) \times k$. Also, for matrix A

$$\text{op}(A) = \begin{cases} A & \text{if transa} == \text{CUBLAS_OP_N} \\ A^T & \text{if transa} == \text{CUBLAS_OP_T} \end{cases}$$



This routine is only supported on GPUs with architecture capabilities equal or greater than 5.0

Param.	Memory	In/out	Meaning
handle		input	handle to the cuBLAS library context.
uplo		input	indicates if matrix c lower or upper part is stored, the other symmetric part is not referenced and is inferred from the stored elements.
trans		input	operation $\text{op}(A)$ that is non- or transpose.
n		input	number of rows of matrix $\text{op}(A)$ and c .
k		input	number of columns of matrix $\text{op}(A)$.
alpha	host or device	input	<type> scalar used for multiplication.

Param.	Memory	In/out	Meaning
A	device	input	<type> array of dimension $lda \times k$ with $lda \geq \max(1, n)$ if <code>trans == CUBLAS_OP_N</code> and $lda \times n$ with $lda \geq \max(1, k)$ otherwise.
Atype		input	enumerant specifying the datatype of matrix A.
lda		input	leading dimension of two-dimensional array used to store matrix A.
beta	host or device	input	<type> scalar used for multiplication, if <code>beta==0</code> then c does not have to be a valid input.
C	device	in/out	<type> array of dimension $ldc \times n$, with $ldc \geq \max(1, n)$.
Ctype		input	enumerant specifying the datatype of matrix c.
ldc		input	leading dimension of two-dimensional array used to store matrix c.

The matrix types combinations supported for **cublasCsyrrkEx** are listed below :

A	C
CUDA_C_8I	CUDA_C_32F
CUDA_C_32F	CUDA_C_32F

The possible error values returned by this function and their meanings are listed below.

Error Value	Meaning
CUBLAS_STATUS_SUCCESS	the operation completed successfully
CUBLAS_STATUS_NOT_INITIALIZED	the library was not initialized
CUBLAS_STATUS_INVALID_VALUE	the parameters <code>n, k < 0</code>
CUBLAS_STATUS_NOT_SUPPORTED	the combination of the parameters <code>Atype</code> and <code>Ctype</code> is not supported
CUBLAS_STATUS_ARCH_MISMATCH	the device has a compute capabilities lower than 5.0
CUBLAS_STATUS_EXECUTION_FAILED	the function failed to launch on the GPU

For references please refer to:

[ssyrk](#), [dsyrk](#), [csyrk](#), [zsyrk](#)

2.8.16. cublasCsyrrk3mEx()

```
cublasStatus_t cublasCsyrrk3mEx(cublasHandle_t handle,
                                cublasFillMode_t uplo,
                                cublasOperation_t trans,
                                int n,
                                int k,
                                const float      *alpha,
                                const void         *A,
                                cudaDataType       Atype,
                                int lda,
                                const float      *beta,
                                cuComplex          *C,
                                cudaDataType       Ctype,
                                int ldc)
```

This function is an extension of **cublasCsyrrk** where the input matrix and output matrix can have a lower precision but the computation is still done in the type **cuComplex**. This routine is implemented using the Gauss complexity reduction algorithm which can lead to an increase in performance up to 25%

This function performs the symmetric rank- k update

$$C = \alpha \text{op}(A) \text{op}(A)^T + \beta C$$

where α and β are scalars, C is a symmetric matrix stored in lower or upper mode, and A is a matrix with dimensions $\text{op}(A) \ n \times k$. Also, for matrix A

$$\text{op}(A) = \begin{cases} A & \text{if transa} == \text{CUBLAS_OP_N} \\ A^T & \text{if transa} == \text{CUBLAS_OP_T} \end{cases}$$



This routine is only supported on GPUs with architecture capabilities equal or greater than 5.0

Param.	Memory	In/out	Meaning
handle		input	handle to the cuBLAS library context.
uplo		input	indicates if matrix c lower or upper part is stored, the other symmetric part is not referenced and is inferred from the stored elements.
trans		input	operation $\text{op}(A)$ that is non- or transpose.
n		input	number of rows of matrix $\text{op}(A)$ and c.
k		input	number of columns of matrix $\text{op}(A)$.
alpha	host or device	input	<type> scalar used for multiplication.
A	device	input	<type> array of dimension $\text{lda} \times k$ with $\text{lda} \geq \max(1, n)$ if $\text{trans} == \text{CUBLAS_OP_N}$ and $\text{lda} \times n$ with $\text{lda} \geq \max(1, k)$ otherwise.
Atype		input	enumerant specifying the datatype of matrix A .

Param.	Memory	In/out	Meaning
lda		input	leading dimension of two-dimensional array used to store matrix A.
beta	host or device	input	<type> scalar used for multiplication, if <code>beta==0</code> then <code>c</code> does not have to be a valid input.
C	device	in/out	<type> array of dimension <code>ldc x n</code> , with <code>ldc>=max(1,n)</code> .
Ctype		input	enumerant specifying the datatype of matrix <code>c</code> .
ldc		input	leading dimension of two-dimensional array used to store matrix <code>c</code> .

The matrix types combinations supported for `cublasCsyrrk3mEx` are listed below :

A	C
CUDA_C_8I	CUDA_C_32F
CUDA_C_32F	CUDA_C_32F

The possible error values returned by this function and their meanings are listed below.

Error Value	Meaning
CUBLAS_STATUS_SUCCESS	the operation completed successfully
CUBLAS_STATUS_NOT_INITIALIZED	the library was not initialized
CUBLAS_STATUS_INVALID_VALUE	the parameters <code>n</code> , <code>k</code> <0
CUBLAS_STATUS_NOT_SUPPORTED	the combination of the parameters <code>Atype</code> and <code>Ctype</code> is not supported
CUBLAS_STATUS_ARCH_MISMATCH	the device has a compute capabilities lower than 5.0
CUBLAS_STATUS_EXECUTION_FAILED	the function failed to launch on the GPU

For references please refer to:

[ssyrk](#), [dsyrk](#), [csyrk](#), [zsyrk](#)

2.8.17. cublasCherkEx()

```

cublasStatus_t cublasCherkEx(cublasHandle_t handle,
                             cublasFillMode_t uplo,
                             cublasOperation_t trans,
                             int n,
                             int k,
                             const float      *alpha,
                             const void        *A,
                             cudaDataType_t    Atype,
                             int lda,
                             const float      *beta,
                             cuComplex         *C,
                             cudaDataType_t    Ctype,
                             int ldc)

```

This function is an extension of **cublasCherk** where the input matrix and output matrix can have a lower precision but the computation is still done in the type **cuComplex**

This function performs the Hermitian rank- k update

$$C = \alpha \text{op}(A) \text{op}(A)^H + \beta C$$

where α and β are scalars, C is a Hermitian matrix stored in lower or upper mode, and A is a matrix with dimensions $\text{op}(A) \ n \times k$. Also, for matrix A

$$\text{op}(A) = \begin{cases} A & \text{if transa} == \text{CUBLAS_OP_N} \\ A^H & \text{if transa} == \text{CUBLAS_OP_C} \end{cases}$$



This routine is only supported on GPUs with architecture capabilities equal or greater than 5.0

Param.	Memory	In/out	Meaning
handle		input	handle to the cuBLAS library context.
uplo		input	indicates if matrix A lower or upper part is stored, the other Hermitian part is not referenced and is inferred from the stored elements.
trans		input	operation $\text{op}(\mathbf{A})$ that is non- or (conj.) transpose.
n		input	number of rows of matrix $\text{op}(\mathbf{A})$ and C .
k		input	number of columns of matrix $\text{op}(\mathbf{A})$.
alpha	host or device	input	<type> scalar used for multiplication.
A	device	input	<type> array of dimension $\text{lda} \times k$ with $\text{lda} \geq \max(1, n)$ if transa == CUBLAS_OP_N and $\text{lda} \times n$ with $\text{lda} \geq \max(1, k)$ otherwise.
Atype		input	enumerant specifying the datatype of matrix A .
lda		input	leading dimension of two-dimensional array used to store matrix A .
beta		input	<type> scalar used for multiplication, if beta ==0 then C does not have to be a valid input.
C	device	in/out	<type> array of dimension $\text{ldc} \times n$, with $\text{ldc} \geq \max(1, n)$. The imaginary parts of the diagonal elements are assumed and set to zero.
Ctype		input	enumerant specifying the datatype of matrix C .
ldc		input	leading dimension of two-dimensional array used to store matrix C .

The matrix types combinations supported for **cublasCherkEx** are listed below :

A	C
CUDA_C_8I	CUDA_C_32F

A	C
CUDA_C_32F	CUDA_C_32F

The possible error values returned by this function and their meanings are listed below.

Error Value	Meaning
CUBLAS_STATUS_SUCCESS	the operation completed successfully
CUBLAS_STATUS_NOT_INITIALIZED	the library was not initialized
CUBLAS_STATUS_INVALID_VALUE	the parameters $n, k < 0$
CUBLAS_STATUS_NOT_SUPPORTED	the combination of the parameters Atype and Ctype is not supported
CUBLAS_STATUS_ARCH_MISMATCH	the device has a compute capabilities lower than 5.0
CUBLAS_STATUS_EXECUTION_FAILED	the function failed to launch on the GPU

For references please refer to:

[cherk](#)

2.8.18. cublasCherk3mEx()

```
cublasStatus_t cublasCherk3mEx(cublasHandle_t handle,
                               cublasFillMode_t uplo,
                               cublasOperation_t trans,
                               int n,
                               int k,
                               const float *alpha,
                               const void *A,
                               cudaDataType Atype,
                               int lda,
                               const float *beta,
                               cuComplex *C,
                               cudaDataType Ctype,
                               int ldc)
```

This function is an extension of **cublasCherk** where the input matrix and output matrix can have a lower precision but the computation is still done in the type **cuComplex**. This routine is implemented using the Gauss complexity reduction algorithm which can lead to an increase in performance up to 25%

This function performs the Hermitian rank- k update

$$C = \alpha \text{op}(A) \text{op}(A)^H + \beta C$$

where α and β are scalars, C is a Hermitian matrix stored in lower or upper mode, and A is a matrix with dimensions $\text{op}(A) \, n \times k$. Also, for matrix A

$$\text{op}(A) = \begin{cases} A & \text{if transa} == \text{CUBLAS_OP_N} \\ A^H & \text{if transa} == \text{CUBLAS_OP_C} \end{cases}$$



This routine is only supported on GPUs with architecture capabilities equal or greater than 5.0

Param.	Memory	In/out	Meaning
handle		input	handle to the cuBLAS library context.
uplo		input	indicates if matrix A lower or upper part is stored, the other Hermitian part is not referenced and is inferred from the stored elements.
trans		input	operation $\text{op}(\mathbf{A})$ that is non- or (conj.) transpose.
n		input	number of rows of matrix $\text{op}(\mathbf{A})$ and C .
k		input	number of columns of matrix $\text{op}(\mathbf{A})$.
alpha	host or device	input	<type> scalar used for multiplication.
A	device	input	<type> array of dimension $\text{lda} \times k$ with $\text{lda} \geq \max(1, n)$ if $\text{transa} == \text{CUBLAS_OP_N}$ and $\text{lda} \times n$ with $\text{lda} \geq \max(1, k)$ otherwise.
Atype		input	enumerant specifying the datatype of matrix A .
lda		input	leading dimension of two-dimensional array used to store matrix A .
beta		input	<type> scalar used for multiplication, if $\text{beta} == 0$ then C does not have to be a valid input.
C	device	in/out	<type> array of dimension $\text{ldc} \times n$, with $\text{ldc} \geq \max(1, n)$. The imaginary parts of the diagonal elements are assumed and set to zero.
Ctype		input	enumerant specifying the datatype of matrix C .
ldc		input	leading dimension of two-dimensional array used to store matrix C .

The matrix types combinations supported for **cusblasCherk3mEx** are listed below :

A	C
CUDA_C_8I	CUDA_C_32F
CUDA_C_32F	CUDA_C_32F

The possible error values returned by this function and their meanings are listed below.

Error Value	Meaning
CUBLAS_STATUS_SUCCESS	the operation completed successfully
CUBLAS_STATUS_NOT_INITIALIZED	the library was not initialized

Error Value	Meaning
CUBLAS_STATUS_INVALID_VALUE	the parameters $n, k < 0$
CUBLAS_STATUS_NOT_SUPPORTED	the combination of the parameters Atype and Ctype is not supported
CUBLAS_STATUS_ARCH_MISMATCH	the device has a compute capabilities lower than 5.0
CUBLAS_STATUS_EXECUTION_FAILED	the function failed to launch on the GPU

For references please refer to:

[cherk](#)

2.8.19. cublasNrm2Ex()

```
cublasStatus_t cublasNrm2Ex( cublasHandle_t handle,
                             int n,
                             const void *x,
                             cudaDataType xType,
                             int incx,
                             void *result,
                             cudaDataType resultType,
                             cudaDataType executionType)
```

This function is an API generalization of the routine **cublas<t>nrm2** where input data, output data and compute type can be specified independently.

This function computes the Euclidean norm of the vector **x**. The code uses a multiphase model of accumulation to avoid intermediate underflow and overflow, with the result

being equivalent to $\sqrt{\sum_{j=1}^n (\mathbf{x}[j] \times \mathbf{x}[j])}$ where $j = 1 + (i - 1) * \text{incx}$ in exact arithmetic. Notice that the last equation reflects 1-based indexing used for compatibility with Fortran.

Param.	Memory	In/out	Meaning
handle		input	handle to the cuBLAS library context.
n		input	number of elements in the vector x .
x	device	input	<type> vector with n elements.
xType		input	enumerant specifying the datatype of vector x .
incx		input	stride between consecutive elements of x .
result	host or device	output	the resulting norm, which is 0.0 if n, incx ≤ 0.
resultType		input	enumerant specifying the datatype of the result .
executionType		input	enumerant specifying the datatype in which the computation is executed.

The datatypes combinations currently supported for **cublasNrm2Ex** are listed below :

x	result	execution
CUDA_R_16F	CUDA_R_16F	CUDA_R_32F
CUDA_R_32F	CUDA_R_32F	CUDA_R_32F
CUDA_R_64F	CUDA_R_64F	CUDA_R_64F
CUDA_C_32F	CUDA_C_32F	CUDA_C_32F
CUDA_C_64F	CUDA_C_64F	CUDA_C_64F

The possible error values returned by this function and their meanings are listed below.

Error Value	Meaning
CUBLAS_STATUS_SUCCESS	the operation completed successfully
CUBLAS_STATUS_NOT_INITIALIZED	the library was not initialized
CUBLAS_STATUS_ALLOC_FAILED	the reduction buffer could not be allocated
CUBLAS_STATUS_NOT_SUPPORTED	the combination of the parameters xType , resultType and executionType is not supported
CUBLAS_STATUS_EXECUTION_FAILED	the function failed to launch on the GPU

For references please refer to:

snrm2, snrm2, dnrn2, dnrn2, scnrm2, scnrm2, dznrm2

2.8.20. cublasAxpEx()

```
cublasStatus_t cublasAxpEx (cublasHandle_t handle,
                             int n,
                             const void *alpha,
                             cudaDataType alphaType,
                             const void *x,
                             cudaDataType xType,
                             int incx,
                             void *y,
                             cudaDataType yType,
                             int incy,
                             cudaDataType executiontype);
```

This function is an API generalization of the routine **cublas<t>axpy** where input data, output data and compute type can be specified independently.

This function multiplies the vector **x** by the scalar α and adds it to the vector **y** overwriting the latest vector with the result. Hence, the performed operation is $y[j] = \alpha \times x[k] + y[j]$ for $i = 1, \dots, n$, $k = 1 + (i - 1) * \text{incx}$ and $j = 1 + (i - 1) * \text{incy}$. Notice that the last two equations reflect 1-based indexing used for compatibility with Fortran.

Param.	Memory	In/out	Meaning
handle		input	handle to the cuBLAS library context.
alpha	host or device	input	<type> scalar used for multiplication.

Param.	Memory	In/out	Meaning
n		input	number of elements in the vector x and y .
x	device	input	<type> vector with n elements.
xType		input	enumerant specifying the datatype of vector x .
incx		input	stride between consecutive elements of x .
y	device	in/out	<type> vector with n elements.
yType		input	enumerant specifying the datatype of vector y .
incy		input	stride between consecutive elements of y .
executionTy		input	enumerant specifying the datatype in which the computation is executed.

The datatypes combinations currently supported for **cublasAxpvyEx** are listed below :

x	y	execution
CUDA_R_16F	CUDA_R_16F	CUDA_R_32F
CUDA_R_32F	CUDA_R_32F	CUDA_R_32F
CUDA_R_64F	CUDA_R_64F	CUDA_R_64F
CUDA_C_32F	CUDA_C_32F	CUDA_C_32F
CUDA_C_64F	CUDA_C_64F	CUDA_C_64F

The possible error values returned by this function and their meanings are listed below.

Error Value	Meaning
CUBLAS_STATUS_SUCCESS	the operation completed successfully
CUBLAS_STATUS_NOT_INITIALIZED	the library was not initialized
CUBLAS_STATUS_NOT_SUPPORTED	the combination of the parameters xType , yType , and executionType is not supported
CUBLAS_STATUS_EXECUTION_FAILED	the function failed to launch on the GPU

For references please refer to:

[saxpy](#), [daxpy](#), [caxpy](#), [zaxpy](#)

2.8.21. cublasDotEx()

```
cublasStatus_t cublasDotEx (cublasHandle_t handle,
    int n,
    const void *x,
    cudaDataType xType,
    int incx,
    const void *y,
    cudaDataType yType,
    int incy,
    void *result,
    cudaDataType resultType,
    cudaDataType executionType);

cublasStatus_t cublasDotcEx (cublasHandle_t handle,
    int n,
    const void *x,
    cudaDataType xType,
    int incx,
    const void *y,
    cudaDataType yType,
    int incy,
    void *result,
    cudaDataType resultType,
    cudaDataType executionType);
```

These functions are an API generalization of the routines **cublas<t>dot** and **cublas<t>dotc** where input data, output data and compute type can be specified independently. Note: **cublas<t>dotc** is dot product conjugated, **cublas<t>dotu** is dot product unconjugated.

This function computes the dot product of vectors **x** and **y**. Hence, the result is $\sum_{i=1}^n (\mathbf{x}[k] \times \mathbf{y}[j])$ where $k = 1 + (i - 1) * \text{incx}$ and $j = 1 + (i - 1) * \text{incy}$. Notice that in the first equation the conjugate of the element of vector should be used if the function name ends in character 'c' and that the last two equations reflect 1-based indexing used for compatibility with Fortran.

Param.	Memory	In/out	Meaning
handle		input	handle to the cuBLAS library context.
n		input	number of elements in the vectors x and y .
x	device	input	<type> vector with n elements.
xType		input	enumerant specifying the datatype of vector x .
incx		input	stride between consecutive elements of x .
y	device	input	<type> vector with n elements.
yType		input	enumerant specifying the datatype of vector y .
incy		input	stride between consecutive elements of y .
result	host or device	output	the resulting dot product, which is 0.0 if n ≤0.
resultType		input	enumerant specifying the datatype of the result .

Param.	Memory	In/out	Meaning
executionType		input	enumerant specifying the datatype in which the computation is executed.

The datatypes combinations currently supported for **cublasDotEx** and **cublasDotcEx** are listed below :

x	y	result	execution
CUDA_R_16F	CUDA_R_16F	CUDA_R_16F	CUDA_R_32F
CUDA_R_32F	CUDA_R_32F	CUDA_R_32F	CUDA_R_32F
CUDA_R_64F	CUDA_R_64F	CUDA_R_64F	CUDA_R_64F
CUDA_C_32F	CUDA_C_32F	CUDA_C_32F	CUDA_C_32F
CUDA_C_64F	CUDA_C_64F	CUDA_C_64F	CUDA_C_64F

The possible error values returned by this function and their meanings are listed below.

Error Value	Meaning
CUBLAS_STATUS_SUCCESS	the operation completed successfully
CUBLAS_STATUS_NOT_INITIALIZED	the library was not initialized
CUBLAS_STATUS_ALLOC_FAILED	the reduction buffer could not be allocated
CUBLAS_STATUS_NOT_SUPPORTED	the combination of the parameters xType , yType , resultType and executionType is not supported
CUBLAS_STATUS_EXECUTION_FAILED	the function failed to launch on the GPU

For references please refer to:

[sdot](#), [ddot](#), [cdotu](#), [cdotc](#), [zdotu](#), [zdotc](#)

2.8.22. cublasScalEx()

```
cublasStatus_t cublasScalEx(cublasHandle_t handle,
                           int n,
                           const void *alpha,
                           cudaDataType alphaType,
                           void *x,
                           cudaDataType xType,
                           int incx,
                           cudaDataType executionType);
```

This function scales the vector **x** by the scalar α and overwrites it with the result. Hence, the performed operation is $\mathbf{x}[j] = \alpha \times \mathbf{x}[j]$ for $i = 1, \dots, n$ and $j = 1 + (i - 1) * \text{incx}$. Notice that the last two equations reflect 1-based indexing used for compatibility with Fortran.

Param.	Memory	In/out	Meaning
handle		input	handle to the cuBLAS library context.

Param.	Memory	In/out	Meaning
alpha	host or device	input	<type> scalar used for multiplication.
n		input	number of elements in the vector x .
x	device	in/out	<type> vector with n elements.
xType		input	enumerant specifying the datatype of vector x .
incx		input	stride between consecutive elements of x .
executionTy		input	enumerant specifying the datatype in which the computation is executed.

The datatypes combinations currently supported for **cublasSca1Ex** are listed below :

x	execution
CUDA_R_16F	CUDA_R_32F
CUDA_R_32F	CUDA_R_32F
CUDA_R_64F	CUDA_R_64F
CUDA_C_32F	CUDA_C_32F
CUDA_C_64F	CUDA_C_64F

The possible error values returned by this function and their meanings are listed below.

Error Value	Meaning
CUBLAS_STATUS_SUCCESS	the operation completed successfully
CUBLAS_STATUS_NOT_INITIALIZED	the library was not initialized
CUBLAS_STATUS_NOT_SUPPORTED	the combination of the parameters xType and executionType is not supported
CUBLAS_STATUS_EXECUTION_FAILED	the function failed to launch on the GPU

For references please refer to:

[sscal](#), [dscal](#), [csscal](#), [cscal](#), [zdscal](#), [zscal](#)

Chapter 3.

USING THE CUBLASLT API

3.1. General Description

The cuBLASLt is a new lightweight library dedicated to General Matrix-to-matrix Multiply (GEMM) operations with a new flexible API. This new library adds flexibility in matrix data layouts, input types, compute types, and also in choosing the algorithmic implementations and heuristics through parameter programmability.

Once a set of options for the intended GEMM operation are identified by the user, these options can be used repeatedly for different inputs. This is analogous to how cuFFT and FFTW first create a plan and reuse for same size and type FFTs with different input data.

3.2. cuBLASLt Code Examples

Following are the code examples illustrating how to use the cuBLASLt library.

3.2.1. Single Precision GEMM

This example shows how to perform a simple Sgemm with **cuBLASLt** library. It follows the below order of steps:

1. Create matrix descriptions
2. Set description attributes
3. Create matrix layout
4. Create preferences
5. Set preference attributes
6. Get heuristics
7. Run the matrix multiply operation, and

8. Cleanup by destroying the descriptors

```
#include <cublasLt.h>

// Example with cublasLt library to execute single precision
// gemm with cublasLtMatmul. This is almost a drop-in replacement for
// cublasSgemm, with the addition of the workspace to support
// split-K algorithms.
//
// Additional notes: Pointer mode is always host. To change it,
// configure the appropriate matmul descriptor attribute.
//
// Matmul here does not use cuBLAS handle's configuration of math
// mode. Also, here tensor ops are implicitly allowed; to change
// this, configure appropriate attribute in the preference handle.

int
LtSgemm(cublasLtHandle_t ltHandle,
        cublasOperation_t transa,
        cublasOperation_t transb,
        int m,
        int n,
        int k,
        const float *alpha, /* host pointer */
        const float *A,
        int lda,
        const float *B,
        int ldb,
        const float *beta, /* host pointer */
        float *C,
        int ldc,
        void *workspace,
        size_t workspaceSize) {
    cublasStatus_t status = CUBLAS_STATUS_SUCCESS;

    cublasLtMatmulDesc_t operationDesc = NULL;
    cublasLtMatrixLayout_t Adesc = NULL, Bdesc = NULL, Cdesc = NULL;
    cublasLtMatmulPreference_t preference = NULL;

    int returnedResults = 0;
    cublasLtMatmulHeuristicResult_t heuristicResult = {};

    // Create operation descriptor; see cublasLtMatmulDescAttributes_t
    // for details about defaults; here we just set the transforms for
    // A and B.
    status = cublasLtMatmulDescCreate(&operationDesc, CUDA_R_32F);
    if (status != CUBLAS_STATUS_SUCCESS) goto CLEANUP;
    status = cublasLtMatmulDescSetAttribute(operationDesc,
        CUBLASLT_MATMUL_DESC_TRANSA, &transa, sizeof(transa));
    if (status != CUBLAS_STATUS_SUCCESS) goto CLEANUP;
    status = cublasLtMatmulDescSetAttribute(operationDesc,
        CUBLASLT_MATMUL_DESC_TRANSB, &transb, sizeof(transa));
    if (status != CUBLAS_STATUS_SUCCESS) goto CLEANUP;

    // Create matrix descriptors. Not setting any extra attributes.
    status = cublasLtMatrixLayoutCreate(
        &Adesc, CUDA_R_32F, transa == CUBLAS_OP_N ? m : k, transa ==
        CUBLAS_OP_N ? k : m, lda);
    if (status != CUBLAS_STATUS_SUCCESS) goto CLEANUP;
    status = cublasLtMatrixLayoutCreate(
        &Bdesc, CUDA_R_32F, transb == CUBLAS_OP_N ? k : n, transb ==
        CUBLAS_OP_N ? n : k, ldb);
    if (status != CUBLAS_STATUS_SUCCESS) goto CLEANUP;
    status = cublasLtMatrixLayoutCreate(&Cdesc, CUDA_R_32F, m, n, ldc);
    if (status != CUBLAS_STATUS_SUCCESS) goto CLEANUP;
```

```

// Create preference handle; In general, extra attributes can be
// used here to disable tensor ops or to make sure algo selected
// will work with badly aligned A, B, C. However, for simplicity
// here we assume A,B,C are always well aligned (e.g., directly
// come from cudaMalloc)
status = cublasLtMatmulPreferenceCreate(&preference);
if (status != CUBLAS_STATUS_SUCCESS) goto CLEANUP;
status = cublasLtMatmulPreferenceSetAttribute(
    preference, CUBLASLT_MATMUL_PREF_MAX_WORKSPACE_BYTES, &workspaceSize,
    sizeof(workspaceSize));
if (status != CUBLAS_STATUS_SUCCESS) goto CLEANUP;

// We just need the best available heuristic to try and run matmul.
// There is no guarantee that this will work. For example, if A is
// badly aligned, you can request more (e.g. 32) algos and try to
// run them one by one until something works.
status = cublasLtMatmulAlgoGetHeuristic(
    ltHandle, operationDesc, Adesc, Bdesc, Cdesc, Cdesc, preference, 1,
    &heuristicResult, &returnedResults);
if (status != CUBLAS_STATUS_SUCCESS) goto CLEANUP;

if (returnedResults == 0) {
    status = CUBLAS_STATUS_NOT_SUPPORTED;
    goto CLEANUP;
}

status = cublasLtMatmul(ltHandle,
    operationDesc,
    alpha,
    A,
    Adesc,
    B,
    Bdesc,
    beta,
    C,
    Cdesc,
    C,
    Cdesc,
    &heuristicResult.algo,
    workspace,
    workspaceSize,
    0);

CLEANUP:
// Descriptors are no longer needed as all GPU work was already
// enqueued.
if (preference) cublasLtMatmulPreferenceDestroy(preference);
if (Cdesc) cublasLtMatrixLayoutDestroy(Cdesc);
if (Bdesc) cublasLtMatrixLayoutDestroy(Bdesc);
if (Adesc) cublasLtMatrixLayoutDestroy(Adesc);
if (operationDesc) cublasLtMatmulDescDestroy(operationDesc);
return status == CUBLAS_STATUS_SUCCESS ? 0 : 1;
}

```

3.2.2. Igemmm with Custom Memory Format

This example uses the [cublasLtMatrixTransform](#) to perform Igemmm with IMMA tensor operations on Turing architecture GPUs. Below is the order of operations in the code example.

1. Use **cudaMalloc** to allocate memory
2. Create the matrix transform descriptor

3. Create the matrix multiply descriptor
4. Set the matrix multiply description attributes
5. Create the matrix layout
6. Set the matrix layout attributes
7. Perform the matrix transform operation
8. Run the matrix multiply operation, and

9. Cleanup by destroying the descriptors and freeing the transformed buffers

```
#include <cublasLt.h>
#include <cuda_runtime.h>
#include <stdint>

int
roundoff(int v, int d) {
    return (v + d - 1) / d * d;
}

// Use cublasLtMatmul to perform the tensor op Igemmm with the memory
// order transforms on all buffers.
//
// For better performance the data order transforms should be offline
// as much as possible.
//
// Transa, transb assumed N; alpha, beta are host pointers; Tensor ops
// allowed. Alpha assumed 1, beta assumed 0, and stream assumed 0.

int
LtIgemmmTensor(cublasLtHandle_t ltHandle,
               int m,
               int n,
               int k,
               const int8_t *A,
               int lda,
               const int8_t *B,
               int ldb,
               int32_t *C,
               int ldc) {
    cublasStatus_t status = CUBLAS_STATUS_SUCCESS;

    cublasLtMatmulDesc_t matmulDesc = NULL;
    cublasLtMatrixLayout_t Adesc = NULL, Bdesc = NULL, Cdesc = NULL;
    int32_t alpha = 1, beta = 0;
    cublasLtOrder_t rowOrder = CUBLASLT_ORDER_ROW;
    cublasOperation_t opTranspose = CUBLAS_OP_T;

    // The tensor op igemm kernels require specialized memory order of
    // data.
    cublasLtMatrixTransformDesc_t transformDesc = NULL;
    int8_t *Atransform = NULL, *Btransform = NULL;
    int32_t *Ctransform = NULL;
    cublasLtMatrixLayout_t AtransformDesc = NULL, BtransformDesc = NULL,
    CtransformDesc = NULL;
    float transformAlpha = 1.0f, transformBeta = 0.0f;
    cublasLtOrder_t order_COL32 = CUBLASLT_ORDER_COL32;
    cublasLtOrder_t order_COL4_4R2_8C = CUBLASLT_ORDER_COL4_4R2_8C;

    int ldatransform = 32 * m;
    int ldbtransform = 32 * roundoff(n, 8);
    int ldctransform = 32 * m;

    cudaMalloc(&Atransform, sizeof(int8_t) * roundoff(k, 32) / 32 *
    ldatransform);
    if (!Atransform) goto CLEANUP;
    cudaMalloc(&Btransform, sizeof(int8_t) * roundoff(k, 32) / 32 *
    ldbtransform);
    if (!Btransform) goto CLEANUP;
    cudaMalloc(&Ctransform, sizeof(int32_t) * roundoff(n, 32) / 32 *
    ldctransform);
    if (!Ctransform) goto CLEANUP;
```

```

status = cublasLtMatrixTransformDescCreate(&transformDesc, CUDA_R_32F);
if (status != CUBLAS_STATUS_SUCCESS) goto CLEANUP;

status = cublasLtMatmulDescCreate(&matmulDesc, CUDA_R_32I);
if (status != CUBLAS_STATUS_SUCCESS) goto CLEANUP;
// Tensor op igemm kernels only support NT gemm
cublasLtMatmulDescSetAttribute(matmulDesc, CUBLASLT_MATMUL_DESC_TRANSB,
&opTranspose, sizeof(opTranspose));
if (status != CUBLAS_STATUS_SUCCESS) goto CLEANUP;

// -----
// Create descriptors for the original matrices

status = cublasLtMatrixLayoutCreate(&Adesc, CUDA_R_8I, m, k, lda);
if (status != CUBLAS_STATUS_SUCCESS) goto CLEANUP;

// B matrix is non-transposed, but transposed matrix is needed -
// describe matrix as row major.
status = cublasLtMatrixLayoutCreate(&Bdesc, CUDA_R_8I, n, k, lda);
if (status != CUBLAS_STATUS_SUCCESS) goto CLEANUP;
status = cublasLtMatrixLayoutSetAttribute(Bdesc,
CUBLASLT_MATRIX_LAYOUT_ORDER, &rowOrder, sizeof(rowOrder));
if (status != CUBLAS_STATUS_SUCCESS) goto CLEANUP;

status = cublasLtMatrixLayoutCreate(&Cdesc, CUDA_R_32I, m, n, ldc);
if (status != CUBLAS_STATUS_SUCCESS) goto CLEANUP;

// -----
// Create descriptors for the transformed matrices

status = cublasLtMatrixLayoutCreate(&AtransformDesc, CUDA_R_8I, m, k,
ldatransform);
if (status != CUBLAS_STATUS_SUCCESS) goto CLEANUP;
status = cublasLtMatrixLayoutSetAttribute(
    AtransformDesc, CUBLASLT_MATRIX_LAYOUT_ORDER, &order_COL32,
sizeof(order_COL32));
if (status != CUBLAS_STATUS_SUCCESS) goto CLEANUP;

status = cublasLtMatrixLayoutCreate(&BtransformDesc, CUDA_R_8I, n, k,
ldbtransform);
if (status != CUBLAS_STATUS_SUCCESS) goto CLEANUP;
status = cublasLtMatrixLayoutSetAttribute(
    BtransformDesc, CUBLASLT_MATRIX_LAYOUT_ORDER, &order_COL4_4R2_8C,
sizeof(order_COL4_4R2_8C));
if (status != CUBLAS_STATUS_SUCCESS) goto CLEANUP;

status = cublasLtMatrixLayoutCreate(&CtransformDesc, CUDA_R_32I, m, n,
ldctransform);
if (status != CUBLAS_STATUS_SUCCESS) goto CLEANUP;
status = cublasLtMatrixLayoutSetAttribute(
    CtransformDesc, CUBLASLT_MATRIX_LAYOUT_ORDER, &order_COL32,
sizeof(order_COL32));
if (status != CUBLAS_STATUS_SUCCESS) goto CLEANUP;

```

```

// -----
// Transforms and computation

status = cublasLtMatrixTransform(
    ltHandle, transformDesc, &transformAlpha, A, Adesc, &transformBeta, NULL,
    NULL, Atransform, AtransformDesc, 0);
if (status != CUBLAS_STATUS_SUCCESS) goto CLEANUP;
status = cublasLtMatrixTransform(
    ltHandle, transformDesc, &transformAlpha, B, Bdesc, &transformBeta, NULL,
    NULL, Btransform, BtransformDesc, 0);
if (status != CUBLAS_STATUS_SUCCESS) goto CLEANUP;
// No need to transform C matrix as beta is assumed to be 0
status = cublasLtMatmul(ltHandle,
    matmulDesc,
    &alpha,
    Atransform,
    AtransformDesc,
    Btransform,
    BtransformDesc,
    &beta,
    Ctransform,
    CtransformDesc,
    Ctransform,
    CtransformDesc,
    NULL,
    NULL,
    0,
    0);

if (status != CUBLAS_STATUS_SUCCESS) goto CLEANUP;

// Transform the outputs to COL order
status = cublasLtMatrixTransform(
    ltHandle, transformDesc, &transformAlpha, Ctransform, CtransformDesc,
    &transformBeta, NULL, NULL, C, Cdesc, 0);

CLEANUP:
// Descriptors are no longer needed as all GPU work was already
// enqueued.
if (CtransformDesc) cublasLtMatrixLayoutDestroy(CtransformDesc);
if (BtransformDesc) cublasLtMatrixLayoutDestroy(BtransformDesc);
if (AtransformDesc) cublasLtMatrixLayoutDestroy(AtransformDesc);
if (Cdesc) cublasLtMatrixLayoutDestroy(Cdesc);
if (Bdesc) cublasLtMatrixLayoutDestroy(Bdesc);
if (Adesc) cublasLtMatrixLayoutDestroy(Adesc);
if (matmulDesc) cublasLtMatmulDescDestroy(matmulDesc);
if (transformDesc) cublasLtMatrixTransformDescDestroy(transformDesc);

// Wait until device is done before freeing transformed buffers
cudaDeviceSynchronize();
if (Ctransform) cudaFree(Ctransform);
if (Btransform) cudaFree(Btransform);
if (Atransform) cudaFree(Atransform);

return status == CUBLAS_STATUS_SUCCESS ? 0 : 1;
}

```

3.2.3. Sgemm Algo Find

This example uses the [cublasLtMatmulAlgoGetIds](#) to obtain the valid algorithms for single precision GEMM.

Below is the order of operations in the code example.

1. Create matrix operation description
2. Set matrix operation description attributes
3. Create matrices layout
4. Query for a list of algo IDs
5. For each algo ID:
 - a. Retrieve algo capabilities
 - b. For each possible combination of attributes values:
 - a. Set the algo attributes
 - b. Run the matrix multiply operation
 - c. Save time to complete operation along with the algo configuration
 - c. Sort the results according to their execution duration
 - d. Display the results, and

6. Cleanup by destroying the descriptors and resources allocated

```
#include <stdio.h>
#include <algorithm>

#include <cuda_runtime.h>
#include <cusolverLt.h>

/* Structure to store information about different run trials */
typedef struct {
    cublasLtMatmulAlgo_t algo;
    cublasStatus_t status;
    float time;
    size_t workspaceSize; // actual memory workspace needed
    cublasMath_t mathMode;
    cublasLtReductionScheme_t reductionScheme;
    int customOption;
    float wavesCount;
} customMatmulPerf_t;

/* CAUTION : must match cublasLtMatmulTile_t */
const char * const matmulTileName[] = {
    "UNDEF",
    "8x8",
    "8x16",
    "16x8",
    "8x32",
    "16x16",
    "32x8",
    "8x64",
    "16x32",
    "32x16",
    "64x8",
    "32x32",
    "32x64",
    "64x32",
    "32x128",
    "64x64",
    "128x32",
    "64x128",
    "128x64",
    "64x256",
    "128x128",
    "256x64",
    "64x512",
    "128x256",
    "256x128",
    "512x64",
};
```

```

// Utility function to print customMatmulPerf_t structure
static void printPerfStructure(const customMatmulPerf_t &perf) {
    int algoId, tile, swizzle, customOption, numSplitsK, reductionScheme;

    const cublasLtMatmulAlgo_t *matmulAlgo = &perf.algo;
    cublasLtMatmulAlgoConfigGetAttribute( matmulAlgo, CUBLASLT_ALGO_CONFIG_ID,
    &algoId, sizeof(algoId), NULL);
    cublasLtMatmulAlgoConfigGetAttribute( matmulAlgo,
    CUBLASLT_ALGO_CONFIG_TILE_ID, &tile, sizeof(tile), NULL);
    cublasLtMatmulAlgoConfigGetAttribute( matmulAlgo,
    CUBLASLT_ALGO_CONFIG_SPLITK_NUM, &numSplitsK, sizeof(numSplitsK), NULL);
    cublasLtMatmulAlgoConfigGetAttribute( matmulAlgo,
    CUBLASLT_ALGO_CONFIG_REDUCTION_SCHEME, &reductionScheme,
    sizeof(reductionScheme), NULL);
    cublasLtMatmulAlgoConfigGetAttribute( matmulAlgo,
    CUBLASLT_ALGO_CONFIG_CTA_SWIZZLING, &swizzle, sizeof(swizzle), NULL);
    cublasLtMatmulAlgoConfigGetAttribute( matmulAlgo,
    CUBLASLT_ALGO_CONFIG_CUSTOM_OPTION, &customOption, sizeof(customOption), NULL);

    printf("algo={ Id=%d, tileIdx=%d (%s) splitK=%d reduc=%d swizzle=%d custom=%d } status %d "
    "time %f workspace=%d mathMode=%d waves=%f\n",
    algoId, tile, matmulTileName[tile],
    numSplitsK, reductionScheme,
    swizzle, customOption,
    perf.status,
    perf.time,
    (int)perf.workspaceSize,
    (int)perf.mathMode,
    perf.wavesCount);
}

static inline bool
time_compare(const customMatmulPerf_t &perf_a, const customMatmulPerf_t &perf_b)
{
    return ((perf_a.status == CUBLAS_STATUS_SUCCESS) && (perf_a.time <
    perf_b.time));
}

static cublasStatus_t
customMatmulRun(cublasLtHandle_t ltHandle, // to get the capabilities (required
a GPU)
                cublasLtMatmulDesc_t operationDesc,
                const void *alpha, /* host or device pointer */
                const void *A,
                cublasLtMatrixLayout_t Adesc,
                const void *B,
                cublasLtMatrixLayout_t Bdesc,
                const void *beta, /* host or device pointer */
                const void *C,
                cublasLtMatrixLayout_t Cdesc,
                void *D,
                cublasLtMatrixLayout_t Ddesc,
                const cublasLtMatmulAlgo_t &algo,
                int kernelRepeats,
                void *workSpace,
                size_t workSpaceSizeInBytes,
                customMatmulPerf_t &perfResults,
                cudaStream_t stream,
                cudaEvent_t &startEvent,
                cudaEvent_t &stopEvent)
{
    cublasLtMatmulHeuristicResult_t heurResult;
    /* Looping over the Algo */
    int repeats = kernelRepeats;

```

```

cublasStatus_t algoStatus = cublasLtMatmulAlgoCheck( ltHandle,
                                                    operationDesc,
                                                    Adesc,
                                                    Bdesc,
                                                    Cdesc,
                                                    Ddesc,
                                                    &algo,
                                                    &heurResult);

if (algoStatus == CUBLAS_STATUS_SUCCESS) {
    if (heurResult.workspaceSize <= workSpaceSizeInBytes) {
        cudaError_t err, err1, err2, err3;
        err = cudaEventRecord(startEvent, stream);
        for (int loop = 0; loop < repeats; loop++) {
            cublasStatus_t oneRunStatus = cublasLtMatmul( ltHandle,
                                                         operationDesc,
                                                         alpha,
                                                         A, Adesc,
                                                         B, Bdesc,
                                                         beta,
                                                         C, Cdesc,
                                                         D, Ddesc,
                                                         &algo,
                                                         workspace,
                                                         workSpaceSizeInBytes,
                                                         stream);

            if (oneRunStatus != CUBLAS_STATUS_SUCCESS) {
                algoStatus = oneRunStatus;
                break;
            }
        }
        err1 = cudaEventRecord(stopEvent, stream);
        err2 = cudaEventSynchronize(stopEvent);
        float time;
        err3 = cudaEventElapsedTime(&time, startEvent, stopEvent);
        if ((err != cudaSuccess) || (err1 != cudaSuccess) || (err2 !=
cudaSuccess) || (err3 != cudaSuccess)) {
            algoStatus = CUBLAS_STATUS_INTERNAL_ERROR;
        }
        // For the moment only add successful findings
        if (algoStatus == CUBLAS_STATUS_SUCCESS) {
            perfResults.algo = algo;
            perfResults.time = time;
            perfResults.workspaceSize = heurResult.workspaceSize;
            perfResults.wavesCount = heurResult.wavesCount;
        }
    }
    else {
        algoStatus = CUBLAS_STATUS_NOT_SUPPORTED; //Not enough workspace
    }
}

return algoStatus;
}

```

```

// Sample wrapper running through multiple algo and config attributes
// combination for single precision gemm using cublasLt low-level API

int
LtSgemmCustomFind(cublasLtHandle_t ltHandle,
                  cublasOperation_t transa,
                  cublasOperation_t transb,
                  int m,
                  int n,
                  int k,
                  const float *alpha, /* host pointer */
                  const float *A,
                  int lda,
                  const float *B,
                  int ldb,
                  const float *beta, /* host pointer */
                  float *C,
                  int ldc,
                  void *workSpace,
                  size_t workSpaceSize) {
    cublasStatus_t status = CUBLAS_STATUS_SUCCESS;

    cublasLtMatmulDesc_t operationDesc = NULL;
    cublasLtMatrixLayout_t Adesc = NULL, Bdesc = NULL, Cdesc = NULL;
    cublasLtMatmulPreference_t preference = NULL;
    cudaEvent_t startEvent = NULL, stopEvent = NULL;
    cudaStream_t stream = NULL;
    // SplitK value that we are going to try when SplitK is supported for a
    // given algo
    const int splitKSequenceA[] = {2, 3, 4, 5, 6, 8, 12, 16, 32};
    // Let try a fixed number of combinations
    #define ALGO_COMBINATIONS 100
    int AlgoCombinations = ALGO_COMBINATIONS;
    int AlgoCount = 0;
    int kernelRepeats = 10; //number of time the CUDA kernels will be run back
    // to back
    customMatmulPerf_t perfResults[ALGO_COMBINATIONS];
    int nbAlgoIds = 0;
    #define ALGO_IDS 4
    int algoIdA[ALGO_IDS];
    cudaDataType_t computeType = CUDA_R_32F, scaleType = CUDA_R_32F, Atype =
    CUDA_R_32F, Btype = CUDA_R_32F, Ctype = CUDA_R_32F;
    // Create operation descriptor; see cublasLtMatmulDescAttributes_t for
    // details about defaults; here we just need to
    // set the transforms for A and B
    status = cublasLtMatmulDescCreate(&operationDesc, CUDA_R_32F);
    if (status != CUBLAS_STATUS_SUCCESS) goto CLEANUP;
    status = cublasLtMatmulDescSetAttribute(operationDesc,
    CUBLASLT_MATMUL_DESC_TRANSA, &transa, sizeof(transa));
    if (status != CUBLAS_STATUS_SUCCESS) goto CLEANUP;
    status = cublasLtMatmulDescSetAttribute(operationDesc,
    CUBLASLT_MATMUL_DESC_TRANSB, &transb, sizeof(transa));
    if (status != CUBLAS_STATUS_SUCCESS) goto CLEANUP;

    // Create matrix descriptors. We are good with the details here so no need
    // to set any extra attributes
    status = cublasLtMatrixLayoutCreate(
        &Adesc, CUDA_R_32F, transa == CUBLAS_OP_N ? m : k, transa ==
    CUBLAS_OP_N ? k : m, lda);
    if (status != CUBLAS_STATUS_SUCCESS) goto CLEANUP;
    status = cublasLtMatrixLayoutCreate(
        &Bdesc, CUDA_R_32F, transb == CUBLAS_OP_N ? k : n, transb ==
    CUBLAS_OP_N ? n : k, ldb);
    if (status != CUBLAS_STATUS_SUCCESS) goto CLEANUP;

```

```

    status = cublasLtMatrixLayoutCreate(&Cdesc, CUDA_R_32F, m, n, ldc);
    if (status != CUBLAS_STATUS_SUCCESS) goto CLEANUP;

    // Request the 4 first AlgoId available for SGEMM ( computeType = scaleType
    = Atype = Btype = Ctype = Dtype = CUDA_R_32F)
    status = cublasLtMatmulAlgoGetIds( ltHandle, computeType, scaleType, Atype,
    Btype, Ctype, Ctype, ALGO_IDS, algoIdA, &nbAlgoIds);
    if (status != CUBLAS_STATUS_SUCCESS) goto CLEANUP;

    // Create CUDA event to time the execution time of each algo
    if (cudaEventCreate(&startEvent, cudaEventBlockingSync) != cudaSuccess) {
        goto CLEANUP;
    }
    if (cudaEventCreate(&stopEvent, cudaEventBlockingSync) != cudaSuccess) {
        goto CLEANUP;
    }

    // Loop over the Algo IDs
    for (int idx = 0; (idx < nbAlgoIds) && (AlgoCount < AlgoCombinations); idx++
+) {
        cublasLtMatmulAlgo_t algo;
        size_t sizeWritten = 0;
        /* Initialize algo structure with given Algp ID */
        status = cublasLtMatmulAlgoInit(ltHandle, computeType, scaleType, Atype,
    Btype, Ctype, Ctype, algoIdA[idx], &algo);
        if (status != CUBLAS_STATUS_SUCCESS) {
            continue;
        }
        // Query the tiles enums supported by that algo
        cublasLtMatmulAlgoCapGetAttribute( &algo, CUBLASLT_ALGO_CAP_TILE_IDS,
    NULL, 0, &sizeWritten);
        int nbTiles = int(sizeWritten/sizeof(int));
        int *tileA = new int[ nbTiles == 0 ? 1:nbTiles];
        if(nbTiles == 0){
            tileA[0] = CUBLASLT_MATMUL_TILE_UNDEFINED;
            nbTiles = 1;
        }

        int splitkSupport, redMask, swizzlingMax, customOptionMax;
        // Retrieve Algo Capabilities attributes to be able to setup loop over
        the different combinations
        cublasLtMatmulAlgoCapGetAttribute(&algo, CUBLASLT_ALGO_CAP_TILE_IDS,
    tileA, sizeof(int)*nbTiles, &sizeWritten);
        cublasLtMatmulAlgoCapGetAttribute(&algo,
    CUBLASLT_ALGO_CAP_SPLITK_SUPPORT, &splitkSupport, sizeof(splitkSupport),
    &sizeWritten);
        cublasLtMatmulAlgoCapGetAttribute(&algo,
    CUBLASLT_ALGO_CAP_REDUCTION_SCHEME_MASK, &redMask, sizeof(redMask),
    &sizeWritten);
        cublasLtMatmulAlgoCapGetAttribute(&algo,
    CUBLASLT_ALGO_CAP_CTA_SWIZZLING_SUPPORT, &swizzlingMax, sizeof(swizzlingMax),
    &sizeWritten);
        cublasLtMatmulAlgoCapGetAttribute(&algo,
    CUBLASLT_ALGO_CAP_CUSTOM_OPTION_MAX, &customOptionMax, sizeof(customOptionMax),
    &sizeWritten);

        /* Loop over the different tiles */
        for (int tileIdx = 0; tileIdx < nbTiles; tileIdx++) {
            /* Loop over the different custom option if any */
            for (int customOption = 0; customOption <= customOptionMax;
    customOption++) {
                cublasLtMatmulAlgoConfigSetAttribute(&algo,
    CUBLASLT_ALGO_CONFIG_CUSTOM_OPTION, &customOption, sizeof(customOption));

```

```

        /* Loop over the CTAs swizzling support */
        for (int k = 0; k <= swizzlingMax; k++) {
            int splitK_trial = 0;
            if (splitKSupport) {
                splitK_trial += sizeof(splitKSequenceA) /
sizeof(splitKSequenceA[0]);
            }
            // Loop over the splitK value over a fixed sequence
splitKSequenceA in addition to the case where splitK is not enabled
            for (int l = 0; (l < (1 + splitK_trial)) && (AlgoCount <
AlgoCombinations); l++) {
                /* Setup attribute of the algo to run */

                cublasLtMatmulAlgoConfigSetAttribute(&algo,
CUBLASLT_ALGO_CONFIG_TILE_ID, &tileA[tileIdx], sizeof(tileA[tileIdx]));
                int splitK_val = 0;
                int redScheme = CUBLASLT_REDUCTION_SCHEME_NONE;
                cublasLtMatmulAlgoConfigSetAttribute(&algo,
CUBLASLT_ALGO_CONFIG_SPLITK_NUM, &splitK_val, sizeof(splitK_val));
                cublasLtMatmulAlgoConfigSetAttribute(&algo,
CUBLASLT_ALGO_CONFIG_CTA_SWIZZLING, &k, sizeof(k));
                cublasLtMatmulAlgoConfigSetAttribute(&algo,
CUBLASLT_ALGO_CONFIG_REDUCTION_SCHEME, &redScheme, sizeof(int));

                if (l > 0) { // Split-K case
                    splitK_val = splitKSequenceA[l - 1];
                    cublasLtMatmulAlgoConfigSetAttribute(&algo,
CUBLASLT_ALGO_CONFIG_SPLITK_NUM, &splitKSequenceA[l - 1],
sizeof(splitKSequenceA[l - 1]));
                    /* Going over all the reduction scheme */
                    for (redScheme = 1; redScheme <
(int)CUBLASLT_REDUCTION_SCHEME_MASK && (AlgoCount < AlgoCombinations);
redScheme = redScheme << 1) {
                        if (redScheme & redMask) {
                            cublasLtMatmulAlgoConfigSetAttribute(&algo,
CUBLASLT_ALGO_CONFIG_REDUCTION_SCHEME, &redScheme, sizeof(redScheme));

```

```

        status = customMatmulRun( ltHandle,
                                operationDesc,
                                alpha, /* host or
device pointer */
                                A, Adesc,
                                B, Bdesc,
                                beta, /* host or
device pointer */
                                C, Cdesc,
                                C, Cdesc,
                                algo,
                                kernelRepeats,
                                workSpace,
                                workSpaceSize,

perfResults[AlgoCount],

                                stream,
                                startEvent,

stopEvent);

        perfResults[AlgoCount].status = status;
        if (status == CUBLAS_STATUS_SUCCESS)
            AlgoCount++;

        } // end if
    } // end for
} else { // Non-splitK case
    /* if user preference is ok with workspace */
    if (AlgoCount < AlgoCombinations) {
        status = customMatmulRun( ltHandle,
                                operationDesc,
                                alpha, /* host or
device pointer */
                                A, Adesc,
                                B, Bdesc,
                                beta, /* host or
device pointer */
                                C, Cdesc,
                                C, Cdesc,
                                algo,
                                kernelRepeats,
                                workSpace,
                                workSpaceSize,

perfResults[AlgoCount],

                                stream,
                                startEvent,

stopEvent);

        perfResults[AlgoCount].status = status;
        if (status == CUBLAS_STATUS_SUCCESS) AlgoCount+
+;

    }
}
    } // end l
} // end k
} //end customOption
} // end tileIdx
delete [] tileA;
} // end idx

```

```

// Sort the results per run duration
std::sort(perfResults, perfResults + AlgoCount, time_compare);
// Print timing and perf details
for (int i = 0; i < AlgoCount; i++) {
    printf( "result %03d : ", i);
    printPerfStructure(perfResults[i]);
}

CLEANUP:
// Descriptors are no longer needed as all GPU work was already enqueued
if (preference) cublasLtMatmulPreferenceDestroy(preference);
if (Cdesc) cublasLtMatrixLayoutDestroy(Cdesc);
if (Bdesc) cublasLtMatrixLayoutDestroy(Bdesc);
if (Adesc) cublasLtMatrixLayoutDestroy(Adesc);
if (operationDesc) cublasLtMatmulDescDestroy(operationDesc);
if (startEvent) cudaEventDestroy(startEvent);
if (stopEvent) cudaEventDestroy(stopEvent);
return status == CUBLAS_STATUS_SUCCESS ? 0 : 1;
}

```

3.3. cuBLASLt Datatypes Reference

3.3.1. cublasLtHandle_t

The **cublasLtHandle_t** type is a pointer type to an opaque structure holding the **cuBLASLt** library context. Use the below functions to manipulate this library context:

cublasLtCreate():

To initialize the **cuBLASLt** library context and return a handle to an opaque structure holding the **cuBLASLt** library context.

cublasLtDestroy():

To destroy a previously created **cuBLASLt** library context descriptor and release the resources.

3.3.2. cublasLtMatrixLayout_t

The **cublasLtMatrixLayout_t** is a pointer to an opaque structure holding the description of a matrix layout. Use the below functions to manipulate this descriptor:

cublasLtMatrixLayoutCreate():

To create one instance of the descriptor.

cublasLtMatrixLayoutDestroy():

To destroy a previously created descriptor and release the resources.

3.3.3. cublasLtMatmulAlgo_t

cublasLtMatmulAlgo_t is an opaque structure holding the description of the matrix multiplication algorithm. This structure can be trivially serialized and later restored for use with the same version of cuBLAS library to save on selecting the right configuration again.

3.3.4. cublasLtMatmulDesc_t

The **cublasLtMatmulDesc_t** is a pointer to an opaque structure holding the description of the matrix multiplication operation **cublasLtMatmul()**. Use the below functions to manipulate this descriptor:

cublasLtMatmulDescCreate():

To create one instance of the descriptor.

cublasLtMatmulDescDestroy():

To destroy a previously created descriptor and release the resources.

3.3.5. cublasLtMatmulPreference_t

The **cublasLtMatmulPreference_t** is a pointer to an opaque structure holding the description of the preferences for **cublasLtMatmulAlgoGetHeuristic()** configuration. Use the below functions to manipulate this descriptor:

cublasLtMatmulPreferenceCreate():

To create one instance of the descriptor.

cublasLtMatmulPreferenceDestroy():

To destroy a previously created descriptor and release the resources.

3.3.6. cublasLtMatrixTransformDesc_t

The **cublasLtMatrixTransformDesc_t** is a pointer to an opaque structure holding the description of a matrix transformation operation. Use the below functions to manipulate this descriptor:

cublasLtMatrixTransformDescCreate():

To create one instance of the descriptor.

cublasLtMatrixTransformDescDestroy():

To destroy a previously created descriptor and release the resources.

3.3.7. cublasLtMatmulTile_t

cublasLtMatmulTile_t is an enumerated type used to set the tile size in **rows x columns**. See also **CUTLASS: Fast Linear Algebra in CUDA C++**.

Value	Description
CUBLASLT_MATMUL_TILE_UNDEFINED	Tile size is undefined.
CUBLASLT_MATMUL_TILE_8x8	Tile size is 8 rows x 8 columns.
CUBLASLT_MATMUL_TILE_8x16	Tile size is 8 rows x 16 columns.
CUBLASLT_MATMUL_TILE_16x8	Tile size is 16 rows x 8 columns.
CUBLASLT_MATMUL_TILE_8x32	Tile size is 8 rows x 32 columns.
CUBLASLT_MATMUL_TILE_16x16	Tile size is 16 rows x 16 columns.
CUBLASLT_MATMUL_TILE_32x8	Tile size is 32 rows x 8 columns.

CUBLASLT_MATMUL_TILE_8x64	Tile size is 8 rows x 64 columns.
CUBLASLT_MATMUL_TILE_16x32	Tile size is 16 rows x 32 columns.
CUBLASLT_MATMUL_TILE_32x16	Tile size is 32 rows x 16 columns.
CUBLASLT_MATMUL_TILE_64x8	Tile size is 64 rows x 8 columns.
CUBLASLT_MATMUL_TILE_32x32	Tile size is 32 rows x 32 columns.
CUBLASLT_MATMUL_TILE_32x64	Tile size is 32 rows x 64 columns.
CUBLASLT_MATMUL_TILE_64x32	Tile size is 64 rows x 32 columns.
CUBLASLT_MATMUL_TILE_32x128	Tile size is 32 rows x 128 columns.
CUBLASLT_MATMUL_TILE_64x64	Tile size is 64 rows x 64 columns.
CUBLASLT_MATMUL_TILE_128x32	Tile size is 128 rows x 32 columns.
CUBLASLT_MATMUL_TILE_64x128	Tile size is 64 rows x 128 columns.
CUBLASLT_MATMUL_TILE_128x64	Tile size is 128 rows x 64 columns.
CUBLASLT_MATMUL_TILE_64x256	Tile size is 64 rows x 256 columns.
CUBLASLT_MATMUL_TILE_128x128	Tile size is 128 rows x 128 columns.
CUBLASLT_MATMUL_TILE_256x64	Tile size is 256 rows x 64 columns.
CUBLASLT_MATMUL_TILE_64x512	Tile size is 64 rows x 512 columns.
CUBLASLT_MATMUL_TILE_128x256	Tile size is 128 rows x 256 columns.
CUBLASLT_MATMUL_TILE_256x128	Tile size is 256 rows x 128 columns.
CUBLASLT_MATMUL_TILE_512x64	Tile size is 512 rows x 64 columns.

3.3.8. cublasLtOrder_t

cublasLtOrder_t is an enumerated type used to indicate the data ordering of the matrix.

Value	Data Order Description
CUBLASLT_ORDER_COL	Data is ordered in column-major format. The leading dimension is the stride (in elements) to the beginning of next column in memory.
CUBLASLT_ORDER_ROW	Data is ordered in row-major format. The leading dimension is the stride (in elements) to the beginning of next row in memory.
CUBLASLT_ORDER_COL32	Data is ordered in column-major ordered tiles of 32 columns. The leading dimension is the stride (in elements) to the beginning of next group of 32-columns. For example, if the matrix has 33 columns and 2 rows, then the leading dimension must be at least $(32) * 2 = 64$.
CUBLASLT_ORDER_COL4_4R2_8C	Data is ordered in column-major ordered tiles of composite tiles with total 32 columns and 8 rows. A tile is composed of interleaved inner tiles of 4 columns within 4 even or odd rows in an alternating pattern. The leading dimension is the stride (in elements) to the beginning of the first 32 column x 8 row tile for the next 32-wide group of columns. For example, if the matrix

has 33 columns and 1 row, the leading dimension must be at least $(32 * 8) * 1 = 256$.

3.3.9. cublasLtMatrixLayoutAttribute_t

cublasLtMatrixLayoutAttribute_t is a descriptor structure containing the attributes that define the details of the matrix operation.

Attribute Name	Description	Data Type
CUBLASLT_MATRIX_LAYOUT_TYPE	Specifies the data precision type. See cudaDataType_t .	uint32_t
CUBLASLT_MATRIX_LAYOUT_ORDER	Specifies the memory order of the data of the matrix. Default value is CUBLASLT_ORDER_COL. See cublasLtOrder_t .	int32_t
CUBLASLT_MATRIX_LAYOUT_ROWS	Describes the number of rows in the matrix. Normally only values that can be expressed as <code>int32_t</code> are supported.	uint64_t
CUBLASLT_MATRIX_LAYOUT_COLS	Describes the number of columns in the matrix. Normally only values that can be expressed as <code>int32_t</code> are supported.	uint64_t
CUBLASLT_MATRIX_LAYOUT_LD	The leading dimension of the matrix. For CUBLASLT_ORDER_COL this is the stride (in elements) of matrix column. See also cublasLtOrder_t . <ul style="list-style-type: none"> ▶ Currently only non-negative values are supported. ▶ Must be large enough so that matrix memory locations are not overlapping (e.g., greater or equal to CUBLASLT_MATRIX_LAYOUT_ROWS in case of CUBLASLT_ORDER_COL). 	int64_t
CUBLASLT_MATRIX_LAYOUT_BATCH_COUNT	Number of matmul operations to perform in the batch. Default value is 1. See also CUBLASLT_ALGO_CAP_STRIDED_BATCH in cublasLtMatmulAlgoCapAttributes_t .	int32_t
CUBLASLT_MATRIX_LAYOUT_STRIDED_BATCH	Stride (in elements) to the next matrix for the strided batch operation. Default value is 0.	int64_t
CUBLASLT_MATRIX_LAYOUT_PLANE_OFFSET	Stride (in bytes) to the imaginary plane for planar complex layout. Default value is 0, indicating that the layout is regular (real and imaginary parts of complex numbers	int64_t

	are interleaved in memory for each element).	
--	--	--

Use the below functions to manipulate this descriptor:

[cublasLtMatrixLayoutSetAttribute\(\)](#): To initialize the descriptor.

[cublasLtMatrixLayoutGetAttribute\(\)](#): To query a previously created descriptor.

3.3.10. cublasLtMatmulDescAttributes_t

`cublasLtMatmulDescAttributes_t` is a descriptor structure containing the attributes that define the specifics of the matrix multiply operation.

Attribute Name	Description	Data Type
CUBLASLT_MATMUL_DESC_C	Compute type. Defines data type used for multiply and accumulate operations, and the accumulator during the matrix multiplication. See cudaDataType_t .	int32_t
CUBLASLT_MATMUL_DESC_S	Scale type. Defines the data type of the scaling factors alpha and beta. The accumulator value and the value from matrix C are typically converted to scale type before final scaling. Value is then converted from scale type to the type of matrix D before storing in memory. Default value same as CUBLASLT_MATMUL_DESC_COMPUTE_TYPE. See cudaDataType_t .	int32_t
CUBLASLT_MATMUL_DESC_P	Specifies the scalars alpha and beta are passed by reference whether on the host or on the device. Default value is: CUBLAS_POINTER_MODE_HOST (i.e., on the host). See cublasPointerMode_t .	int32_t
CUBLASLT_MATMUL_DESC_T	Specifies the type of transformation operation that should be performed on matrix A. Default value is: CUBLAS_OP_N (i.e., non-transpose operation). See cublasOperation_t .	int32_t
CUBLASLT_MATMUL_DESC_T	Specifies the type of transformation operation that should be performed on matrix B. Default value is: CUBLAS_OP_N (i.e., non-transpose operation). See cublasOperation_t .	int32_t
CUBLASLT_MATMUL_DESC_T	Specifies the type of transformation operation that should be performed on matrix C. Must be CUBLAS_OP_N if performing matrix multiplication in place (when C == D). Default value is: CUBLAS_OP_N (i.e., non-transpose operation). See cublasOperation_t .	int32_t
CUBLASLT_MATMUL_DESC_F	Indicates whether the lower or upper part of the dense matrix was filled, and consequently should be used by the function. Default value is: CUBLAS_FILL_MODE_FULL. See cublasFillMode_t .	int32_t

Use the below functions to manipulate this descriptor:

[cublasLtMatmulDescSetAttribute\(\)](#): To initialize the attribute(s) of the descriptor.

cublasLtMatmulDescGetAttribute(): To query a previously created descriptor for the attribute(s).

3.3.11. cublasLtMatrixTransformDescAttributes_t

cublasLtMatrixTransformDescAttributes_t is a descriptor structure containing the attributes that define the specifics of the matrix transform operation.

Transform Attribute Name	Description	Data Type
CUBLASLT_MATRIX_TRANSFORM_	Scale type. Inputs are converted to the scale type for scaling and summation, and results are then converted to the output type to store in the memory. For the supported data types see cuda_datatype_t .	int32_t
CUBLASLT_MATRIX_TRANSFORM_	Specifies the scalars alpha and beta are passed by reference whether on the host or on the device. Default value is: CUBLAS_POINTER_MODE_HOST (i.e., on the host). See cublasPointerMode_t .	int32_t
CUBLASLT_MATRIX_TRANSFORM_	Specifies the type of operation that should be performed on the matrix A. Default value is: CUBLAS_OP_N (i.e., non-transpose operation). See cublasOperation_t .	int32_t
CUBLASLT_MATRIX_TRANSFORM_	Specifies the type of operation that should be performed on the matrix B. Default value is: CUBLAS_OP_N (i.e., non-transpose operation). See cublasOperation_t .	int32_t

Use the below functions to manipulate this descriptor:

cublasLtMatrixTransformDescSetAttribute(): To set the attribute(s) of the descriptor.

cublasLtMatrixTransformDescGetAttribute(): To query a previously created descriptor for the attribute(s).

3.3.12. cublasLt3mMode_t

cublasLt3mMode_t is an enumerated type used for computation with complex matrices. This enumerated type can be used to apply the Gaussian complexity reduction algorithm.

Value	Description
CUBLASLT_3M_MODE_DISALLOWED	Gaussian complexity reduction algorithm is not applied to the matrix-matrix computation.
CUBLASLT_3M_MODE_ALLOWED	Gaussian complexity reduction algorithm can be applied to the matrix-matrix computation.

3.3.13. cublasLtReductionScheme_t

cublasLtReductionScheme_t is an enumerated type used to specify a reduction scheme for the portions of the dot-product calculated in parallel (i.e., "split - K").

Value	Description
CUBLASLT_REDUCTION_SCHEME_NONE	Do not apply reduction. The dot-product will be performed in one sequence.
CUBLASLT_REDUCTION_SCHEME_INPLACE	Reduction is performed "in place" using the output buffer, the output data type and the counters in workspace to guarantee the sequentiality.
CUBLASLT_REDUCTION_SCHEME_COMPUTE_TYPE	Reduction done out of place in a user-provided workspace. The intermediate results are stored in the compute type in the workspace and reduced in a separate step.
CUBLASLT_REDUCTION_SCHEME_OUTPUT_TYPE	Reduction done out of place in a user-provided workspace. The intermediate results are stored in the output type in the workspace and reduced in a separate step.
CUBLASLT_REDUCTION_SCHEME_MASK	Allows all reduction schemes.

3.3.14. cublasLtMatmulPreferenceAttributes_t

cublasLtMatmulPreferenceAttributes_t is an enumerated type used to apply algorithm search preferences while fine tuning the heuristic function.

Value	Description	Data Type
CUBLASLT_MATMUL_PR	Search mode. See cublasLtMatmulSearch_t .	uint32_t
CUBLASLT_MATMUL_PR	Maximum allowed workspace memory. Default is 0 (no workspace memory allowed).	uint64_t
CUBLASLT_MATMUL_PR	Math mode mask. See cublasMath_t . Only algorithms with CUBLASLT_ALGO_CAP_MATHMODE_IMPL that is not masked out by this attribute are allowed. Default is 1 (allows both default and tensor op math).	uint32_t
CUBLASLT_MATMUL_PR	Reduction scheme mask. See cublasLtReductionScheme_t . Only algorithm configurations specifying CUBLASLT_ALGO_CONFIG_REDUCTION_SCHEME that is not masked out by this attribute are allowed. For example, a mask value of 0x03 will allow only INPLACE and COMPUTE_TYPE reduction schemes. Default is CUBLASLT_REDUCTION_SCHEME_MASK (i.e., allows all reduction schemes).	uint32_t
CUBLASLT_MATMUL_PR	Gaussian mode mask. See cublasLt3mMode_t . Only algorithms with CUBLASLT_ALGO_CAP_GAUSSIAN_IMPL that is not masked out by this attribute are allowed. Default is CUBLASLT_3M_MODE_ALLOWED (i.e., allows both Gaussian and regular math).	uint32_t
CUBLASLT_MATMUL_PR	Minimum buffer alignment for matrix A (in bytes). Selecting a smaller value will exclude algorithms that can not work with matrix A, which is not as strictly aligned as the algorithms need. Default is 256 bytes.	uint32_t
CUBLASLT_MATMUL_PR	Minimum buffer alignment for matrix B (in bytes). Selecting a smaller value will exclude algorithms that can not work with matrix B, which is not as strictly aligned as the algorithms need. Default is 256 bytes.	uint32_t

CUBLASLT_MATMUL_PR	Minimum buffer alignment for matrix A (in bytes). Selecting a smaller value will exclude algorithms that can not work with matrix A, which is not as strictly aligned as the algorithms need. Default is 256 bytes.	uint32_t
CUBLASLT_MATMUL_PR	Minimum buffer alignment for matrix A (in bytes). Selecting a smaller value will exclude algorithms that can not work with matrix A, which is not as strictly aligned as the algorithms need. Default is 256 bytes.	uint32_t
CUBLASLT_MATMUL_PR	Maximum wave count. See cublasLtMatmulHeuristicResult_t::wavesCount . Selecting a non-zero value will exclude algorithms that report device utilization higher than specified. Default is 0.0f.	float

Use the below functions to manipulate this descriptor:

[cublasLtMatmulPreferenceSetAttribute\(\)](#): To set the attribute(s) of the descriptor.

[cublasLtMatmulPreferenceGetAttribute\(\)](#): To query a previously created descriptor for the attribute(s).

3.3.15. cublasLtMatmulHeuristicResult_t

[cublasLtMatmulHeuristicResult_t](#) is a descriptor that holds the configured matrix multiplication algorithm descriptor and its runtime properties.

Member	Description
cublasLtMatmulAlgo_t algo	Must be initialized with cublasLtMatmulAlgoInit() if the preference CUBLASLT_MATMUL_PERF_SEARCH_MODE is set to CUBLASLT_SEARCH_LIMITED_BY_ALGO_ID. See cublasLtMatmulSearch_t .
size_t workspaceSize;	Actual size of workspace memory required.
cublasStatus_t state;	Result status. Other fields are valid only if, after call to cublasLtMatmulAlgoGetHeuristic() , this member is set to CUBLAS_STATUS_SUCCESS.
float wavesCount;	Waves count is a device utilization metric. A wavesCount value of 1.0f suggests that when the kernel is launched it will fully occupy the GPU.
int reserved[4];	Reserved.

3.3.16. cublasLtMatmulAlgoCapAttributes_t

[cublasLtMatmulAlgoCapAttributes_t](#) enumerates matrix multiplication algorithm capability attributes that can be retrieved from an initialized **[cublasLtMatmulAlgo_t](#)** descriptor.

Value	Description	Data Type
CUBLASLT_ALGO_CAP_SPLITK_SUPPORT	Support for split-K. Boolean (0 or 1) to express if split-K implementation is supported. 0 means no support, and	int32_t

	supported otherwise. See CUBLASLT_ALGO_CONFIG_SPLITK_N of cublasLtMatmulAlgoConfigAttribute	
CUBLASLT_ALGO_CAP_REDUCTION_SCHEME	Mask to express the types of reduction schemes supported, see cublasLtReductionScheme_t . If the reduction scheme is not masked out then it is supported. For example: <code>int isReductionSchemeComputeType(reductionSchemeMask & CUBLASLT_REDUCTION_SCHEME_CO == CUBLASLT_REDUCTION_SCHEME_CO 1 : 0;</code>	uint32_t
CUBLASLT_ALGO_CAP_CTA_SWIZZLING_SUPPORT	Support for CTA-swizzling. Boolean (0 or 1) to express if CTA-swizzling implementation is supported. 0 means no support, and 1 means supported value of 1; other values are reserved. See also CUBLASLT_ALGO_CONFIG_CTA_SWIZ of cublasLtMatmulAlgoConfigAttribute	uint32_t
CUBLASLT_ALGO_CAP_STRIDED_BATCH_SUPPORT	Support strided batch. 0 means no support, supported otherwise.	int32_t
CUBLASLT_ALGO_CAP_OUT_OF_PLACE_RESULTS	Support results out of place ($D \neq C$ in $D = \alpha.A.B + \beta.C$). 0 means no support, supported otherwise.	int32_t
CUBLASLT_ALGO_CAP_UPLO_SUPPORT	syrk (symmetric rank k update)/ herk (Hermitian rank k update) support (on top of regular gemm). 0 means no support, supported otherwise.	int32_t
CUBLASLT_ALGO_CAP_TILE_IDS	The tile ids possible to use. See cublasLtMatmulTile_t . If no tile ids are supported then use CUBLASLT_MATMUL_TILE_UNDEFINE. Use cublasLtMatmulAlgoCapGetAttr with <code>sizeInBytes=0</code> to query the actual count.	Array of uint32_t
CUBLASLT_ALGO_CAP_CUSTOM_OPTION_RANGE	Custom option range is from 0 to CUBLASLT_ALGO_CAP_CUSTOM_OPTION_MAX (inclusive). See CUBLASLT_ALGO_CONFIG_CUSTOM_OPTION of cublasLtMatmulAlgoConfigAttribute .	int32_t
CUBLASLT_ALGO_CAP_MATHMODE_IMPL	Indicates whether the algorithm is using regular compute or	int32_t

	tensor operations. 0 means regular compute, 1 means tensor operations.	
CUBLASLT_ALGO_CAP_GAUSSIAN_IMPL	Indicate whether the algorithm implements the Gaussian optimization of complex matrix multiplication. 0 means regular compute; 1 means gaussian. See cublasMath_t .	int32_t
CUBLASLT_ALGO_CAP_CUSTOM_MEMORY_ORDER	Indicates whether the algorithm supports custom (not COL or ROW memory order). 0 means only COL and ROW memory order is allowed, 1 means that algo might have different requirements. See cublasLtOrder_t .	int32_t

Use the below function to manipulate this descriptor:

[cublasLtMatmulAlgoCapGetAttribute\(\)](#): To retrieve the capability attribute(s) of the descriptor.

3.3.17. [cublasLtMatmulAlgoConfigAttributes_t](#)

[cublasLtMatmulAlgoConfigAttributes_t](#) is an enumerated type that contains the configuration attributes for the matrix multiply algorithms. These configuration attributes are algorithm-specific, and can be set. The attributes configuration of a given algorithm should lie within the boundaries expressed by its capability attributes.

Value	Description	Data Type
CUBLASLT_ALGO_CONFIG_ID	Read-only attribute. Algorithm index. See cublasLtMatmulAlgoGetIds() . Set by cublasLtMatmulAlgoInit() .	int32_t
CUBLASLT_ALGO_CONFIG_TILE_ID	Tile id. See cublasLtMatmulTile_t . Default: CUBLASLT_MATMUL_TILE_UNDEFINED.	uint32_t
CUBLASLT_ALGO_CONFIG_SPLITK_NUM	Number of K splits. If != 1, SPLITK_NUM parts of matrix multiplication will be computed in parallel, and then the results accumulated according to CUBLASLT_ALGO_CONFIG_REDUCTION_SCHEME.	uint32_t
CUBLASLT_ALGO_CONFIG_REDUCTION_SCHEME	Reduction scheme to use when splitK value > 1. Default: CUBLASLT_REDUCTION_SCHEME_NONE. See cublasLtReductionScheme_t .	uint32_t
CUBLASLT_ALGO_CONFIG_CTA_SWIZZLING	Enable/Disable CTA swizzling. Change mapping from CUDA grid coordinates to parts of the matrices. Possible values: 0 and 1; other values reserved.	uint32_t

CUBLASLT_ALGO_CONFIG_CUSTOM_OP	Custom option value. Each algorithm can support some custom options that don't fit the description of the other configuration attributes. See the CUBLASLT_ALGO_CAP_CUSTOM_OPTION of cublasLtMatmulAlgoCapAttributes_t for the accepted range for a specific case.	uint32_t
--------------------------------	--	----------

Use the below function to manipulate this descriptor:

cublasLtMatmulAlgoConfigSetAttribute(): To retrieve the attribute(s) of the descriptor.

cublasLtMatmulAlgoConfigGetAttribute(): To query a previously created descriptor for the attribute(s).

3.4. cuBLASLt API Reference

3.4.1. cublasLtCreate()

```
cublasStatus_t
cublasLtCreate(cublasLtHandle_t *lighthandle)
```

This function initializes the **cuBLASLt** library and creates a handle to an opaque structure holding the **cuBLASLt** library context. It allocates light hardware resources on the host and device, and must be called prior to making any other **cuBLASLt** library calls.

The **cuBLASLt** library context is tied to the current CUDA device. To use the library on multiple devices, one **cuBLASLt** handle should be created for each device.

Parameters:

Parameter	Memory	Input / Output	Description
lightHandle		Output	Pointer to the allocated cuBLASLt handle for the created cuBLASLt context.

Returns:

Return Value	Description
CUBLAS_STATUS_SUCCESS	The allocation completed successfully.
CUBLAS_STATUS_NOT_INITIALIZED	The cuBLASLt library was not initialized. This usually happens: <ul style="list-style-type: none"> - when cublasLtCreate() is not called first - an error in the CUDA Runtime API called by the cuBLASLt routine, or - an error in the hardware setup.

CUBLAS_STATUS_ALLOC_FAILED	<p>Resource allocation failed inside the cuBLASLt library. This is usually caused by a cudaMalloc() failure.</p> <p>To correct: prior to the function call, deallocate the previously allocated memory as much as possible.</p>
----------------------------	---

See `cublasStatus_t` for a complete list of valid return codes.

3.4.2. cublasLtDestroy()

```
cublasStatus_t
cublasLtDestroy(cublasLtHandle_t lightHandle)
```

This function releases hardware resources used by the **cuBLASLt** library. This function is usually the last call with a particular handle to the **cuBLASLt** library. Because `cublasLtCreate` allocates some internal resources and the release of those resources by calling `cublasLtDestroy` will implicitly call `cudaDeviceSynchronize`, it is recommended to minimize the number of `cublasLtCreate/cublasLtDestroy` occurrences.

Parameters:

Parameter	Memory	Input / Output	Description
lightHandle		Input	Pointer to the cuBLASLt handle to be destroyed.

Returns:

Return Value	Meaning
CUBLAS_STATUS_SUCCESS	The cuBLASLt context was successfully destroyed.
CUBLAS_STATUS_NOT_INITIALIZED	The cuBLASLt library was not initialized.

See `cublasStatus_t` for a complete list of valid return codes.

3.4.3. cublasLtGetVersion()

```
size_t cublasLtGetCudartVersion(void);
```

This function returns the version number of the CUDA Runtime library.

Parameters: None.

Returns: `size_t` - The version number of the CUDA Runtime library.

3.4.4. cublasLtGetCudartVersion()

```
size_t cublasLtGetVersion(void);
```

This function returns the version number of **cuBLASLt** library.

Parameters: None.

Returns: `size_t` - The version number of **cuBLASLt** library.

3.4.5. cublasLtGetProperty()

```
cublasStatus_t cublasLtGetProperty(libraryPropertyType type, int *value);
```

This function returns the value of the requested property by writing it to the memory location pointed to by the value parameter.

Parameters:

Parameter	Memory	Input / Output	Description
type		Input	Of the type <code>libraryPropertyType</code> , whose value is requested from the property. See libraryPropertyType .
value		Output	Pointer to the host memory location where the requested information should be written.

Returns:

Return Value	Meaning
<code>CUBLAS_STATUS_SUCCESS</code>	The requested <code>libraryPropertyType</code> information is successfully written at the provided address.
<code>CUBLAS_STATUS_INVALID_VALUE</code>	Invalid value of the type input argument.

See `cublasStatus_t` for a complete list of valid return codes.


3.4.6. cublasLtMatmul()

```
cublasStatus_t cublasLtMatmul(
cublasLtHandle_t lightHandle,
cublasLtMatmulDesc_t computeDesc,
const void *alpha, /* host or device pointer */
const void *A,
cublasLtMatrixLayout_t Adesc,
const void *B,
cublasLtMatrixLayout_t Bdesc,
const void *beta, /* host or device pointer */
const void *C,
cublasLtMatrixLayout_t Cdesc,
void *D,
cublasLtMatrixLayout_t Ddesc,
const cublasLtMatmulAlgo_t *algo,
void *workSpace,
size_t workSpaceSizeInBytes,
cudaStream_t stream);
```

This function computes the matrix multiplication of matrices A and B to produce the the output matrix D, according to the following operation:

$$D = \alpha * (A * B) + \beta * (C),$$

where **A**, **B**, and **C** are input matrices, and **alpha** and **beta** are input scalars.

 This function currently only supports the case where **matrix C==matrix D** and **Cdesc = Ddesc**.

Datatypes Supported:

cusblasLtMatmul supports the following computeType, scaleType, Atype/Btype, and Ctype:

computeType	scaleType	Atype/Btype	Ctype
CUDA_R_16F	CUDA_R_16F	CUDA_R_16F	CUDA_R_16F
CUDA_R_32I	CUDA_R_32I	CUDA_R_8I	CUDA_R_32I
	CUDA_R_32F	CUDA_R_8I	CUDA_R_32I
CUDA_R_32F	CUDA_R_32F	CUDA_R_16F	CUDA_R_16F
		CUDA_R_8I	CUDA_R_32F
		CUDA_R_16F	CUDA_R_32F
		CUDA_R_32F	CUDA_R_32F
CUDA_R_64F	CUDA_R_64F	CUDA_R_64F	CUDA_R_64F
CUDA_C_32F	CUDA_C_32F	CUDA_C_8I	CUDA_C_32F
		CUDA_C_16F	CUDA_C_32F
		CUDA_C_32F	CUDA_C_32F
CUDA_C_64F	CUDA_C_64F	CUDA_C_64F	CUDA_C_64F

Parameters:

Parameter	Memory	Input / Output	Description
lightHandle		Input	Pointer to the allocated cuBLASLt handle for the cuBLASLt context. See <code>cusblasLtHandle_t</code> .
computeDesc		Input	Handle to a previously created matrix multiplication descriptor of type <code>cusblasLtMatmulDesc_t</code> .
alpha, beta	Device or host	Input	Pointers to the scalars used in the multiplication.
A, B, and C	Device	Input	Pointers to the GPU memory associated with the corresponding descriptors <code>Adesc</code> , <code>Bdesc</code> and <code>Cdesc</code> .
Adesc, Bdesc and Cdesc.		Input	Handles to the previous created

D	Device	Output	descriptors of the type <code>cublasLtMatrixLayout_t</code> . Pointer to the GPU memory associated with the descriptor <code>Ddesc</code> .
Ddesc		Input	Handle to the previous created descriptor of the type <code>cublasLtMatrixLayout_t</code> .
algo		Input	Enumerant which specifies which matrix multiplication algorithm should be used. See <code>cublasLtMatmulAlgo_t</code> .
workSpace	Device		Pointer to the workspace buffer allocated in the GPU memory.
workSpaceSizeInBytes		Input	Size of the workspace.
stream	Host	Input	The CUDA stream where all the GPU work will be submitted.

Returns:

Return Value	Description
CUBLAS_STATUS_NOT_INITIALIZED	If cuBLASLt handle has not been initialized.
CUBLAS_STATUS_INVALID_VALUE	If the parameters are in conflict or in an impossible configuration. For example, when <code>workSpaceSizeInBytes</code> is less than workspace required by the configured algo.
CUBLAS_STATUS_NOT_SUPPORTED	If the current implementation on the selected device doesn't support the configured operation.
CUBLAS_STATUS_ARCH_MISMATCH	If the configured operation cannot be run using the selected device.
CUBLAS_STATUS_EXECUTION_FAILED	If CUDA reported an execution error from the device.
CUBLAS_STATUS_SUCCESS	If the operation completed successfully.

See `cublasStatus_t` for a complete list of valid return codes.

3.4.7. `cublasLtMatrixLayoutCreate()`

```
cublasStatus_t cublasLtMatrixLayoutCreate(
    cublasLtMatrixLayout_t *matLayout,
    cudaDataType type,
    uint64_t rows,
    uint64_t cols,
    int64_t ld);
```

This function creates a matrix layout descriptor by allocating the memory needed to hold its opaque structure.

Parameters:

Parameter	Memory	Input / Output	Description
matLayout		Output	Pointer to the structure holding the matrix layout descriptor created by this function. See <code>cublasLtMatrixLayout_t</code> .
type		Input	Enumerant that specifies the data precision for the matrix layout descriptor this function creates. See <code>cudaDataType</code> .
rows, cols		Input	Number of rows and columns of the matrix.
ld		Input	The leading dimension of the matrix. In column major layout, this is the number of elements to jump to reach the next column. Thus $ld \geq m$ (number of rows).

Returns:

Return Value	Description
CUBLAS_STATUS_ALLOC_FAILED	If the memory could not be allocated.
CUBLAS_STATUS_SUCCESS	If the descriptor was created successfully.

See `cublasStatus_t` for a complete list of valid return codes.

3.4.8. `cublasLtMatrixLayoutGetAttribute()`

```
cublasStatus_t cublasLtMatrixLayoutGetAttribute(
    cublasLtMatrixLayout_t matLayout,
    cublasLtMatrixLayoutAttribute_t attr,
    void *buf,
    size_t sizeInBytes,
    size_t *sizeWritten);
```

This function returns the value of the queried attribute belonging to the specified matrix layout descriptor.

Parameters:

Parameter	Memory	Input / Output	Description
matLayout		Input	Pointer to the previously created structure holding the matrix layout descriptor queried by this function. See <code>cublasLtMatrixLayout_t</code> .

<code>attr</code>	Input	The attribute being queried for. See <code>cublasLtMatrixLayoutAttribute_t</code> .
<code>buf</code>	Output	The attribute value returned by this function.
<code>sizeInBytes</code>	Input	Size of <code>buf</code> buffer (in bytes) for verification.
<code>sizeWritten</code>	Output	Valid only when the return value is <code>CUBLAS_STATUS_SUCCESS</code> . If <code>sizeInBytes</code> is non-zero: then <code>sizeWritten</code> is the number of bytes actually written; if <code>sizeInBytes</code> is 0: then <code>sizeWritten</code> is the number of bytes needed to write full contents.

Returns:

Return Value	Description
<code>CUBLAS_STATUS_INVALID_VALUE</code>	<ul style="list-style-type: none"> ▶ If <code>sizeInBytes</code> is 0 and <code>sizeWritten</code> is NULL, or ▶ if <code>sizeInBytes</code> is non-zero and <code>buf</code> is NULL, or ▶ <code>sizeInBytes</code> doesn't match size of internal storage for the selected attribute
<code>CUBLAS_STATUS_SUCCESS</code>	If attribute's value was successfully written to user memory.

See `cublasStatus_t` for a complete list of valid return codes.

3.4.9. `cublasLtMatrixLayoutSetAttribute()`

```
cublasStatus_t cublasLtMatrixLayoutSetAttribute(
cublasLtMatrixLayout_t matLayout,
cublasLtMatrixLayoutAttribute_t attr,
void *buf,
size_t *sizeInBytes);
```

This function sets the value of the specified attribute belonging to a previously created matrix layout descriptor.

Parameters:

Parameter	Memory	Input / Output	Description
<code>matLayout</code>		Input	Pointer to the previously created structure holding the matrix layout descriptor queried

attr	Input	by this function. See <code>cublasLtMatrixLayout_t</code> . The attribute that will be set by this function. See <code>cublasLtMatrixLayoutAttribute_t</code> .
buf	Input	The value to which the specified attribute should be set.
sizeInBytes	Input	Size of <code>buf</code> , the attribute buffer.

Returns:

Return Value	Description
<code>CUBLAS_STATUS_INVALID_VALUE</code>	If <code>buf</code> is NULL or <code>sizeInBytes</code> doesn't match size of internal storage for the selected attribute.
<code>CUBLAS_STATUS_SUCCESS</code>	If attribute was set successfully.

See `cublasStatus_t` for a complete list of valid return codes.

3.4.10. `cublasLtMatrixLayoutDestroy()`

```
cublasStatus_t cublasLtMatrixLayoutDestroy(
cublasLtMatrixLayout_t matLayout);
```

This function destroys a previously created matrix layout descriptor object.

Parameters:

Parameter	Memory	Input / Output	Description
<code>matLayout</code>		Input	Pointer to the structure holding the matrix layout descriptor that should be destroyed by this function. See <code>cublasLtMatrixLayout_t</code> .

Returns:

Return Value	Description
<code>CUBLAS_STATUS_SUCCESS</code>	If the operation was successful.

See `cublasStatus_t` for a complete list of valid return codes.

3.4.11. cublasLtMatrixTransform()

```
cublasStatus_t cublasLtMatrixTransform(
    cublasLtHandle_t lightHandle,
    cublasLtMatrixTransformDesc_t transformDesc,
    const void *alpha,
    const void *A,
    cublasLtMatrixLayout_t Adesc,
    const void *beta,
    const void *B,
    cublasLtMatrixLayout_t Bdesc,
    const void *C,
    cublasLtMatrixLayout_t Cdesc,
    cudaStream_t stream);
```

This function computes the matrix transformation operation on the input matrices A and B, to produce the output matrix C, according to the below operation:

C = alpha*transformation(A) + beta*transformation(B) ,

where **A**, **B** are input matrices, and **alpha** and **beta** are input scalars. The transformation operation is defined by the **transformDesc** pointer. This function can be used to change the memory order of data or to scale and shift the values.

Parameters:

Parameter	Memory	Input / Output	Description
lightHandle		Input	Pointer to the allocated cuBLASLt handle for the cuBLASLt context. See cublasLtHandle_t.
transformDesc		Input	Pointer to the opaque descriptor holding the matrix transformation operation. See cublasLtMatrixTransformDesc_t.
alpha, beta	Device or host	Input	Pointers to the scalars used in the multiplication.
A, B, and C	Device	Input	Pointers to the GPU memory associated with the corresponding descriptors Adesc, Bdesc and Cdesc.
Adesc, Bdesc and Cdesc.		Input	Handles to the previous created descriptors of the type cublasLtMatrixLayout_t. Adesc or Bdesc can be NULL if corresponding pointer is NULL and corresponding scalar is zero.

stream	Host	Input	The CUDA stream where all the GPU work will be submitted.
--------	------	-------	---

Returns:

Return Value	Description
CUBLAS_STATUS_NOT_INITIALIZED	If cuBLASLt handle has not been initialized.
CUBLAS_STATUS_INVALID_VALUE	If the parameters are in conflict or in an impossible configuration. For example, when <code>a</code> is not NULL, but <code>adesc</code> is NULL.
CUBLAS_STATUS_NOT_SUPPORTED	If the current implementation on the selected device does not support the configured operation.
CUBLAS_STATUS_ARCH_MISMATCH	If the configured operation cannot be run using the selected device.
CUBLAS_STATUS_EXECUTION_FAILED	If CUDA reported an execution error from the device.
CUBLAS_STATUS_SUCCESS	If the operation completed successfully.

See `cublasStatus_t` for a complete list of valid return codes.

3.4.12. `cublasLtMatmulDescCreate()`

```
cublasStatus_t cublasLtMatmulDescCreate(
    cublasLtMatmulDesc_t *matmulDesc,
    cudaDataType computeType);
```

This function creates a matrix multiply descriptor by allocating the memory needed to hold its opaque structure.

Parameters:

Parameter	Memory	Input / Output	Description
matmulDesc		Output	Pointer to the structure holding the matrix multiply descriptor created by this function. See <code>cublasLtMatmulDesc_t</code> .
computeType		Input	Enumerant that specifies the data precision for the matrix multiply descriptor this function creates. See <code>cudaDataType</code> .

Returns:

Return Value	Description
CUBLAS_STATUS_ALLOC_FAILED	If memory could not be allocated.
CUBLAS_STATUS_SUCCESS	If the descriptor was created successfully.

See `cublasStatus_t` for a complete list of valid return codes.

3.4.13. `cublasLtMatmulDescDestroy()`

```
cublasStatus_t cublasLtMatmulDescDestroy(
    cublasLtMatmulDesc_t matmulDesc);
```

This function destroys a previously created matrix multiply descriptor object.

Parameters:

Parameter	Memory	Input / Output	Description
matmulDesc		Input	Pointer to the structure holding the matrix multiply descriptor that should be destroyed by this function. See <code>cublasLtMatmulDesc_t</code> .

Returns:

Return Value	Description
CUBLAS_STATUS_SUCCESS	If operation was successful.

See `cublasStatus_t` for a complete list of valid return codes.

3.4.14. `cublasLtMatmulDescSetAttribute()`

```
cublasStatus_t cublasLtMatmulDescSetAttribute(
    cublasLtMatmulDesc_t matmulDesc,
    cublasLtMatmulDescAttributes_t attr,
    const void *buf,
    size_t sizeInBytes);
```

This function sets the value of the specified attribute belonging to a previously created matrix multiply descriptor.

Parameters:

Parameter	Memory	Input / Output	Description
matmulDesc		Input	Pointer to the previously created structure holding the matrix multiply descriptor queried by this function. See <code>cublasLtMatmulDesc_t</code> .
attr		Input	The attribute that will be set by this function. See <code>cublasLtMatmulDescAttributes_t</code> .
buf		Input	The value to which the specified attribute should be set.

sizeInBytes	Input	Size of <code>buf</code> buffer (in bytes) for verification.
-------------	-------	--

Returns:

Return Value	Description
CUBLAS_STATUS_INVALID_VALUE	If <code>buf</code> is NULL or <code>sizeInBytes</code> doesn't match the size of the internal storage for the selected attribute.
CUBLAS_STATUS_SUCCESS	If the attribute was set successfully.

See `cublasStatus_t` for a complete list of valid return codes.

3.4.15. `cublasLtMatmulDescGetAttribute()`

```
cublasStatus_t cublasLtMatmulDescGetAttribute(
    cublasLtMatmulDesc_t matmulDesc,
    cublasLtMatmulDescAttributes_t attr,
    const void *buf,
    size_t sizeInBytes,
    size_t *sizeWritten);
```

This function returns the value of the queried attribute belonging to a previously created matrix multiply descriptor.

Parameters:

Parameter	Memory	Input / Output	Description
matmulDesc		Input	Pointer to the previously created structure holding the matrix multiply descriptor queried by this function. See <code>cublasLtMatmulDesc_t</code> .
attr		Input	The attribute that will be retrieved by this function. See <code>cublasLtMatmulDescAttributes_t</code> .
buf		Output	Memory address containing the attribute value retrieved by this function.
sizeInBytes		Input	Size of <code>buf</code> buffer (in bytes) for verification.
sizeWritten		Output	Valid only when the return value is <code>CUBLAS_STATUS_SUCCESS</code> . If <code>sizeInBytes</code> is non-zero: then <code>sizeWritten</code> is the number of bytes actually written; if <code>sizeInBytes</code> is 0: then <code>sizeWritten</code> is the

number of bytes needed to write full contents.

Returns:

Return Value	Description
CUBLAS_STATUS_INVALID_VALUE	<ul style="list-style-type: none"> ▶ If sizeInBytes is 0 and sizeWritten is NULL, or ▶ if sizeInBytes is non-zero and buf is NULL, or ▶ sizeInBytes doesn't match size of internal storage for the selected attribute
CUBLAS_STATUS_SUCCESS	If attribute's value was successfully written to user memory.

See `cublasStatus_t` for a complete list of valid return codes.

3.4.16. `cublasLtMatrixTransformDescCreate()`

```
cublasStatus_t cublasLtMatrixTransformDescCreate(
    cublasLtMatrixTransformDesc_t *transformDesc,
    cudaDataType scaleType);
```

This function creates a matrix transform descriptor by allocating the memory needed to hold its opaque structure.

Parameters:

Parameter	Memory	Input / Output	Description
transformDesc		Output	Pointer to the structure holding the matrix transform descriptor created by this function. See <code>cublasLtMatrixTransformDesc_t</code> .
scaleType		Input	Enumerant that specifies the data precision for the matrix transform descriptor this function creates. See <code>cudaDataType</code> .

Returns:

Return Value	Description
CUBLAS_STATUS_ALLOC_FAILED	If memory could not be allocated.
CUBLAS_STATUS_SUCCESS	If the descriptor was created successfully.

See `cublasStatus_t` for a complete list of valid return codes.

3.4.17. `cublasLtMatrixTransformDescDestroy()`

```
cublasStatus_t cublasLtMatrixTransformDescDestroy(
    cublasLtMatrixTransformDesc_t transformDesc);
```

This function destroys a previously created matrix transform descriptor object.

Parameters:

Parameter	Memory	Input / Output	Description
transformDesc		Input	Pointer to the structure holding the matrix transform descriptor that should be destroyed by this function. See <code>cublasLtMatrixTransformDesc_t</code> .

Returns:

Return Value	Description
CUBLAS_STATUS_SUCCESS	If the operation was successful.

See `cublasStatus_t` for a complete list of valid return codes.

3.4.18. `cublasLtMatrixTransformDescSetAttribute()`

```
cublasStatus_t cublasLtMatrixTransformDescSetAttribute(
    cublasLtMatrixTransformDesc_t transformDesc,
    cublasLtMatrixTransformDescAttributes_t attr,
    const void *buf,
    size_t sizeInBytes);
```

This function sets the value of the specified attribute belonging to a previously created matrix transform descriptor.

Parameters:

Parameter	Memory	Input / Output	Description
transformDesc		Input	Pointer to the previously created structure holding the matrix transform descriptor queried by this function. See <code>cublasLtMatrixTransformDesc_t</code> .
attr		Input	The attribute that will be set by this function. See <code>cublasLtMatrixTransformDescAttributes_t</code> .
buf		Input	The value to which the specified attribute should be set.
sizeInBytes		Input	Size of <code>buf</code> buffer (in bytes) for verification.

Returns:

Return Value	Description
--------------	-------------

CUBLAS_STATUS_INVALID_VALUE	If <code>buf</code> is NULL or <code>sizeInBytes</code> does not match size of the internal storage for the selected attribute.
CUBLAS_STATUS_SUCCESS	If the attribute was set successfully.

See `cublasStatus_t` for a complete list of valid return codes.

3.4.19. cublasLtMatrixTransformDescGetAttribute()

```
cublasStatus_t cublasLtMatrixTransformDescGetAttribute(
    cublasLtMatrixTransformDesc_t transformDesc,
    cublasLtMatrixTransformDescAttributes_t attr,
    const void *buf,
    size_t sizeInBytes,
    size_t *sizeWritten);
```

This function returns the value of the queried attribute belonging to a previously created matrix transform descriptor.

Parameters:

Parameter	Memory	Input / Output	Description
transformDesc		Input	Pointer to the previously created structure holding the matrix transform descriptor queried by this function. See <code>cublasLtMatrixTransformDesc_t</code> .
attr		Input	The attribute that will be retrieved by this function. See <code>cublasLtMatrixTransformDescAttributes_t</code> .
buf		Output	Memory address containing the attribute value retrieved by this function.
sizeInBytes		Input	Size of <code>buf</code> buffer (in bytes) for verification.
sizeWritten		Output	Valid only when the return value is <code>CUBLAS_STATUS_SUCCESS</code> . If <code>sizeInBytes</code> is non-zero: then <code>sizeWritten</code> is the number of bytes actually written; if <code>sizeInBytes</code> is 0: then <code>sizeWritten</code> is the number of bytes needed to write full contents.

Returns:

Return Value	Description
--------------	-------------

CUBLAS_STATUS_INVALID_VALUE	<ul style="list-style-type: none"> ▶ If sizeInBytes is 0 and sizeWritten is NULL, or ▶ if sizeInBytes is non-zero and buf is NULL, or ▶ sizeInBytes doesn't match size of internal storage for the selected attribute
CUBLAS_STATUS_SUCCESS	If attribute's value was successfully written to user memory.

See `cublasStatus_t` for a complete list of valid return codes.

3.4.20. cublasLtMatmulPreferenceCreate()

```
cublasStatus_t cublasLtMatmulPreferenceCreate(
    cublasLtMatmulPreference_t *pref);
```

This function creates a matrix multiply heuristic search preferences descriptor by allocating the memory needed to hold its opaque structure.

Parameters:

Parameter	Memory	Input / Output	Description
pref		Output	Pointer to the structure holding the matrix multiply preferences descriptor created by this function. See <code>cublasLtMatrixLayout_t</code> .

Returns:

Return Value	Description
CUBLAS_STATUS_ALLOC_FAILED	If memory could not be allocated.
CUBLAS_STATUS_SUCCESS	If the descriptor was created successfully.

See `cublasStatus_t` for a complete list of valid return codes.

3.4.21. cublasLtMatmulPreferenceDestroy()

```
cublasStatus_t cublasLtMatmulPreferenceDestroy(
    cublasLtMatmulPreference_t pref);
```

This function destroys a previously created matrix multiply preferences descriptor object.

Parameters:

Parameter	Memory	Input / Output	Description
pref		Input	Pointer to the structure holding the matrix multiply preferences descriptor that should be destroyed by

this function. See `cublasLtMatmulPreference_t`.

Returns:

Return Value	Description
CUBLAS_STATUS_SUCCESS	If the operation was successful.

See `cublasStatus_t` for a complete list of valid return codes.

3.4.22. `cublasLtMatmulPreferenceSetAttribute()`

```
cublasStatus_t cublasLtMatmulPreferenceSetAttribute(
    cublasLtMatmulPreference_t pref,
    cublasLtMatmulPreferenceAttributes_t attr,
    const void *buf,
    size_t sizeInBytes);
```

This function sets the value of the specified attribute belonging to a previously created matrix multiply preferences descriptor.

Parameters:

Parameter	Memory	Input / Output	Description
<code>pref</code>		Input	Pointer to the previously created structure holding the matrix multiply preferences descriptor queried by this function. See <code>cublasLtMatmulPreference_t</code> .
<code>attr</code>		Input	The attribute that will be set by this function. See <code>cublasLtMatmulPreferenceAttributes_t</code> .
<code>buf</code>		Input	The value to which the specified attribute should be set.
<code>sizeInBytes</code>		Input	Size of <code>buf</code> buffer (in bytes) for verification.

Returns:

Return Value	Description
CUBLAS_STATUS_INVALID_VALUE	If <code>buf</code> is NULL or <code>sizeInBytes</code> doesn't match the size of the internal storage for the selected attribute.
CUBLAS_STATUS_SUCCESS	If the attribute was set successfully.

See `cublasStatus_t` for a complete list of valid return codes.

3.4.23. cublasLtMatmulPreferenceGetAttribute()

```
cublasStatus_t cublasLtMatmulPreferenceGetAttribute(
    cublasLtMatmulPreference_t pref,
    cublasLtMatmulPreferenceAttributes_t attr,
    const void *buf,
    size_t sizeInBytes,
    size_t *sizeWritten);
```

This function returns the value of the queried attribute belonging to a previously created matrix multiply heuristic search preferences descriptor.

Parameters:

Parameter	Memory	Input / Output	Description
pref		Input	Pointer to the previously created structure holding the matrix multiply heuristic search preferences descriptor queried by this function. See <code>cublasLtMatmulPreference_t</code> .
attr		Input	The attribute that will be queried by this function. See <code>cublasLtMatmulPreferenceAttributes_t</code> .
buf		Output	Memory address containing the attribute value retrieved by this function.
sizeInBytes		Input	Size of <code>buf</code> buffer (in bytes) for verification.
sizeWritten		Output	Valid only when the return value is <code>CUBLAS_STATUS_SUCCESS</code> . If <code>sizeInBytes</code> is non-zero: then <code>sizeWritten</code> is the number of bytes actually written; if <code>sizeInBytes</code> is 0: then <code>sizeWritten</code> is the number of bytes needed to write full contents.

Returns:

<code>CUBLAS_STATUS_INVALID_VALUE</code>	<ul style="list-style-type: none"> ▶ If <code>sizeInBytes</code> is 0 and <code>sizeWritten</code> is NULL, or ▶ if <code>sizeInBytes</code> is non-zero and <code>buf</code> is NULL, or ▶ <code>sizeInBytes</code> doesn't match size of internal storage for the selected attribute
--	---


CUBLAS_STATUS_SUCCESS	If attribute's value was successfully written to user memory.
-----------------------	---

See `cublasStatus_t` for a complete list of valid return codes.

3.4.24. `cublasLtMatmulAlgoCheck()`

```
cublasStatus_t cublasLtMatmulAlgoCheck(  
    cublasLtHandle_t lightHandle,  
    cublasLtMatmulDesc_t operationDesc,  
    cublasLtMatrixLayout_t Adesc,  
    cublasLtMatrixLayout_t Bdesc,  
    cublasLtMatrixLayout_t Cdesc,  
    cublasLtMatrixLayout_t Ddesc,  
    const cublasLtMatmulAlgo_t *algo,  
    int requestedAlgoCount,  
    cublasLtMatmulHeuristicResult_t *result);
```

This function performs the correctness check on the matrix multiply algorithm descriptor for the matrix multiply operation `cublasLtMatmul()` function with the given input matrices A, B and C, and the output matrix D. It checks whether the descriptor is supported on the current device, and returns the result containing the required workspace and the calculated wave count.



CUBLAS_STATUS_SUCCESS doesn't fully guarantee that the algo will run. The algo will fail if, for example, the buffers are not correctly aligned. However, if `cublasLtMatmulAlgoCheck` fails, the algo will not run.

Parameters:

Parameter	Memory	Input / Output	Description
lightHandle		Input	Pointer to the allocated cuBLASLt handle for the cuBLASLt context. See <code>cublasLtHandle_t</code> .
operationDesc		Input	Handle to a previously created matrix multiplication descriptor of type <code>cublasLtMatmulDesc_t</code> .
Adesc, Bdesc, Cdesc, and Ddesc		Input	Handles to the previously created matrix layout descriptors of the type <code>cublasLtMatrixLayout_t</code> .
preference		Input	Pointer to the structure holding the matrix multiply preferences descriptor. See <code>cublasLtMatrixLayout_t</code> .
algo		Input	Enumerant which specifies which matrix multiplication algorithm

result	Output	<p>should be used. See <code>cublasLtMatmulAlgo_t</code>.</p> <p>Pointer to the structure holding the results returned by this function. The results comprise of the required workspace and the calculated wave count. The algo field is never updated. See <code>cublasLtMatmulHeuristicResult_t</code>.</p>
--------	--------	---

Returns:

Return Value	Description
<code>CUBLAS_STATUS_INVALID_VALUE</code>	If matrix layout descriptors or the operation descriptor do not match the algo descriptor.
<code>CUBLAS_STATUS_NOT_SUPPORTED</code>	If the algo configuration or data type combination is not currently supported on the given device.
<code>CUBLAS_STATUS_ARCH_MISMATCH</code>	If the algo configuration cannot be run using the selected device.
<code>CUBLAS_STATUS_SUCCESS</code>	If the check was successful.

See `cublasStatus_t` for a complete list of valid return codes.

3.4.25. `cublasLtMatmulAlgoGetHeuristic()`

```
cublasStatus_t cublasLtMatmulAlgoGetHeuristic(
    cublasLtHandle_t lightHandle,
    cublasLtMatmulDesc_t operationDesc,
    cublasLtMatrixLayout_t Adesc,
    cublasLtMatrixLayout_t Bdesc,
    cublasLtMatrixLayout_t Cdesc,
    cublasLtMatrixLayout_t Ddesc,
    cublasLtMatmulPreference_t preference,
    int requestedAlgoCount,
    cublasLtMatmulHeuristicResult_t heuristicResultsArray[],
    int *returnAlgoCount);
```

This function retrieves the possible algorithms for the matrix multiply operation `cublasLtMatmul()` function with the given input matrices A, B and C, and the output matrix D. The output is placed in `heuristicResultsArray[]` in the order of increasing estimated compute time.

Parameters:

Parameter	Memory	Input / Output	Description
lightHandle		Input	Pointer to the allocated cuBLASLt handle for the cuBLASLt context. See <code>cublasLtHandle_t</code> .
operationDesc		Input	Handle to a previously created matrix multiplication

Adesc, Bdesc, Cdesc, and Ddesc	Input	descriptor of type <code>cublasLtMatmulDesc_t</code> . Handles to the previously created matrix layout descriptors of the type <code>cublasLtMatrixLayout_t</code> .
preference	Input	Pointer to the structure holding the heuristic search preferences descriptor. See <code>cublasLtMatrixLayout_t</code> .
requestedAlgoCount	Input	Size of the <code>heuristicResultsArray</code> (in elements). This is the requested maximum number of algorithms to return.
heuristicResultsArray[]	Output	Array containing the algorithm heuristics and associated runtime characteristics, returned by this function, in the order of increasing estimated compute time.
returnAlgoCount	Output	Number of algorithms returned by this function. This is the number of <code>heuristicResultsArray</code> elements written.

Returns:

Return Value	Description
CUBLAS_STATUS_INVALID_VALUE	If <code>requestedAlgoCount</code> is less or equal to zero.
CUBLAS_STATUS_NOT_SUPPORTED	If no heuristic function available for current configuration.
CUBLAS_STATUS_SUCCESS	If query was successful. Inspect <code>heuristicResultsArray[0 to (returnAlgoCount - 1)].state</code> for the status of the results.

See `cublasStatus_t` for a complete list of valid return codes.

3.4.26. cublasLtMatmulAlgoGetIds()

```
cublasStatus_t cublasLtMatmulAlgoGetIds(
    cublasLtHandle_t lightHandle,
    cudaDataType_t computeType,
    cudaDataType_t scaleType,
    cudaDataType_t Atype,
    cudaDataType_t Btype,
    cudaDataType_t Ctype,
    cudaDataType_t Dtype,
    int requestedAlgoCount,
    int algoIdsArray[],
    int *returnAlgoCount);
```

This function retrieves the IDs of all the matrix multiply algorithms that are valid, and can potentially be run by the `cublasLtMatmul()` function, for given types of the input matrices A, B and C, and of the output matrix D.

Parameters:

Parameter	Memory	Input / Output	Description
lightHandle		Input	Pointer to the allocated cuBLASLt handle for the cuBLASLt context. See <code>cublasLtHandle_t</code> .
computeType, scaleType, Atype, Btype, Ctype, and Dtype		Inputs	Data types of the computation type, scaling factors and of the operand matrices. See <code>cudaDataType_t</code> .
requestedAlgoCount		Input	Number of algorithms requested. Must be > 0.
algoldsArray[]		Output	Array containing the algorithm IDs returned by this function.
returnAlgoCount		Output	Number of algorithms actually returned by this function.

Returns:

CUBLAS_STATUS_INVALID_VALUE	If <code>requestedAlgoCount</code> is less or equal to zero.
CUBLAS_STATUS_SUCCESS	If query was successful. Inspect <code>returnAlgoCount</code> to get actual number of IDs available.

See `cublasStatus_t` for a complete list of valid return codes.

3.4.27. cublasLtMatmulAlgoInit()

```
cublasStatus_t cublasLtMatmulAlgoInit(
    cublasLtHandle_t lightHandle,
    cublasLtMatmulDesc_t operationDesc,
    cublasLtMatrixLayout_t Adesc,
    cublasLtMatrixLayout_t Bdesc,
    cublasLtMatrixLayout_t Cdesc,
    cublasLtMatrixLayout_t Ddesc,
    int algoId,
    cublasLtMatmulAlgo_t *algo);
```

This function initializes the matrix multiply algorithm structure for the `cublasLtMatmul()`, for a specified matrix multiply algorithm and input matrices A, B and C, and the output matrix D.

Parameters:

Parameter	Memory	Input / Output	Description
lightHandle		Input	Pointer to the allocated cuBLASLt handle for the cuBLASLt context. See <code>cublasLtHandle_t</code> .
operationDesc		Input	Handle to a previously created matrix multiplication descriptor of type <code>cublasLtMatmulDesc_t</code> .
Adesc, Bdesc, Cdesc, and Ddesc		Input	Handles to the previously created matrix layout descriptors of the type <code>cublasLtMatrixLayout_t</code> .
algoid		Input	Specifies the algorithm being initialized. Should be a valid <code>algoid</code> returned by the <code>cublasLtMatmulAlgoGetIds()</code> function.
algo		Input	Pointer to the opaque structure to be initialized. See <code>cublasLtMatmulAlgo_t</code> .

Returns:

Return Value	Description
CUBLAS_STATUS_INVALID_VALUE	If <code>algo</code> is NULL or <code>algoid</code> is outside the recognized range.
CUBLAS_STATUS_NOT_SUPPORTED	If <code>algoid</code> is not supported for given combination of data types.
CUBLAS_STATUS_SUCCESS	If the structure was successfully initialized.

See `cublasStatus_t` for a complete list of valid return codes.

3.4.28. cublasLtMatmulAlgoCapGetAttribute()

```
cublasStatus_t cublasLtMatmulAlgoCapGetAttribute(
    const cublasLtMatmulAlgo_t *algo,
    cublasLtMatmulAlgoCapAttributes_t attr,
    void *buf,
    size_t sizeInBytes,
    size_t *sizeWritten);
```

This function returns the value of the queried capability attribute for an initialized `cublasLtMatmulAlgo_t` descriptor structure. The capability attribute value is retrieved from the enumerated type `cublasLtMatmulAlgoCapAttributes_t`.

For example, to get list of supported Tile IDs:

```
cublasLtMatmulTile_t tiles[CUBLASLT_MATMUL_TILE_END]: size_t num_tiles,
    size_written;
if (cublasLtMatmulAlgoCapGetAttribute(algo, CUBLASLT_ALGO_CAP_TILE_IDS, tiles,
    sizeof(tiles), size_written) == CUBLAS_STATUS_SUCCESS) {
    num_tiles = size_written / sizeof(tiles[0]);}
```

Parameters:

Parameter	Memory	Input / Output	Description
algo		Input	Pointer to the previously created opaque structure holding the matrix multiply algorithm descriptor. See <code>cublasLtMatmulAlgo_t</code> .
attr		Input	The capability attribute whose value will be retrieved by this function. See <code>cublasLtMatmulAlgoCapAttributes_t</code> .
buf		Output	The attribute value returned by this function.
sizeInBytes		Input	Size of <code>buf</code> buffer (in bytes) for verification.
sizeWritten		Output	Valid only when the return value is <code>CUBLAS_STATUS_SUCCESS</code> . If <code>sizeInBytes</code> is non-zero: then <code>sizeWritten</code> is the number of bytes actually written; if <code>sizeInBytes</code> is 0: then <code>sizeWritten</code> is the number of bytes needed to write full contents.

Returns:

Return Value	Description
<code>CUBLAS_STATUS_INVALID_VALUE</code>	<ul style="list-style-type: none"> ▶ If <code>sizeInBytes</code> is 0 and <code>sizeWritten</code> is NULL, or ▶ if <code>sizeInBytes</code> is non-zero and <code>buf</code> is NULL, or

	<ul style="list-style-type: none">▶ sizeInBytes doesn't match size of internal storage for the selected attribute
CUBLAS_STATUS_SUCCESS	If attribute's value was successfully written to user memory.

See `cublasStatus_t` for a complete list of valid return codes.

3.4.29. `cublasLtMatmulAlgoConfigSetAttribute()`

```
cublasStatus_t cublasLtMatmulAlgoConfigSetAttribute(  
    cublasLtMatmulAlgo_t *algo,  
    cublasLtMatmulAlgoConfigAttributes_t attr,  
    const void *buf,  
    int sizeInBytes);
```

This function sets the value of the specified configuration attribute for an initialized `cublasLtMatmulAlgo_t` descriptor. The configuration attribute is an enumerant of the type `cublasLtMatmulAlgoConfigAttributes_t`.

Parameters:

Parameter	Memory	Input / Output	Description
algo		Input	Pointer to the previously created opaque structure holding the matrix multiply algorithm descriptor. See <code>cublasLtMatmulAlgo_t</code> .
attr		Input	The configuration attribute whose value will be set by this function. See <code>cublasLtMatmulAlgoConfigAttributes_t</code> .
buf		Input	The value to which the configuration attribute should be set.
sizeInBytes		Input	Size of <code>buf</code> buffer (in bytes) for verification.

Returns:

Return Value	Description
CUBLAS_STATUS_INVALID_VALUE	If <code>buf</code> is NULL or <code>sizeInBytes</code> doesn't match the size of the internal storage for the selected attribute.
CUBLAS_STATUS_SUCCESS	If the attribute was set successfully.

See `cublasStatus_t` for a complete list of valid return codes.

3.4.30. cublasLtMatmulAlgoConfigGetAttribute()

```
cublasStatus_t cublasLtMatmulAlgoConfigGetAttribute(  
    cublasLtMatmulAlgo_t *algo,  
    cublasLtMatmulAlgoConfigAttributes_t attr,  
    void *buf,  
    size_t sizeInBytes,  
    size_t *sizeWritten);
```

This function returns the value of the queried configuration attribute for an initialized `cublasLtMatmulAlgo_t` descriptor. The configuration attribute value is retrieved from the enumerated type `cublasLtMatmulAlgoConfigAttributes_t`.

Parameters:

Parameter	Memory	Input / Output	Description
algo		Input	Pointer to the previously created opaque structure holding the matrix multiply algorithm descriptor. See <code>cublasLtMatmulAlgo_t</code> .
attr		Input	The configuration attribute whose value will be retrieved by this function. See <code>cublasLtMatmulAlgoConfigAttributes_t</code> .
buf		Output	The attribute value returned by this function.
sizeInBytes		Input	Size of <code>buf</code> buffer (in bytes) for verification.
sizeWritten		Output	Valid only when the return value is <code>CUBLAS_STATUS_SUCCESS</code> . If <code>sizeInBytes</code> is non-zero: then <code>sizeWritten</code> is the number of bytes actually written; if <code>sizeInBytes</code> is 0: then <code>sizeWritten</code> is the number of bytes needed to write full contents.

Returns:

Return Value	Description
<code>CUBLAS_STATUS_INVALID_VALUE</code>	<ul style="list-style-type: none">▶ If <code>sizeInBytes</code> is 0 and <code>sizeWritten</code> is NULL, or▶ if <code>sizeInBytes</code> is non-zero and <code>buf</code> is NULL, or

CUBLAS_STATUS_SUCCESS

- ▶ **sizeInBytes** doesn't match size of internal storage for the selected attribute

If attribute's value was successfully written to user memory.

See `cublasStatus_t` for a complete list of valid return codes.

Chapter 4.

USING THE CUBLASXT API

4.1. General description

The cublasXt API of cuBLAS exposes a multi-GPU capable Host interface : when using this API the application only needs to allocate the required matrices on the Host memory space. There are no restriction on the sizes of the matrices as long as they can fit into the Host memory. The cublasXt API takes care of allocating the memory across the designated GPUs and dispatched the workload between them and finally retrieves the results back to the Host. The cublasXt API supports only the compute-intensive BLAS3 routines (e.g matrix-matrix operations) where the PCI transfers back and forth from the GPU can be amortized. The cublasXt API has its own header file `cublasXt.h`.

Starting with release 8.0, cublasXt API allows any of the matrices to be located on a GPU device.

Note : The cublasXt API is only supported on 64-bit platforms.

4.1.1. Tiling design approach

To be able to share the workload between multiples GPUs, the cublasXt API uses a tiling strategy : every matrix is divided in square tiles of user-controllable dimension `BlockDim x BlockDim`. The resulting matrix tiling defines the static scheduling policy : each resulting tile is affected to a GPU in a round robin fashion. One CPU thread is created per GPU and is responsible to do the proper memory transfers and cuBLAS operations to compute all the tiles that it is responsible for. From a performance point of view, due to this static scheduling strategy, it is better that compute capabilities and PCI bandwidth are the same for every GPU. The figure below illustrates the tiles distribution between 3 GPUs. To compute the first tile `G0` from `C`, the CPU thread 0 responsible of GPU0, have to load 3 tiles from the first row of `A` and tiles from the first column of `B` in a pipeline fashion in order to overlap memory transfer and computations and sum the results into the first tile `G0` of `C` before to move on to the next tile `G0`.

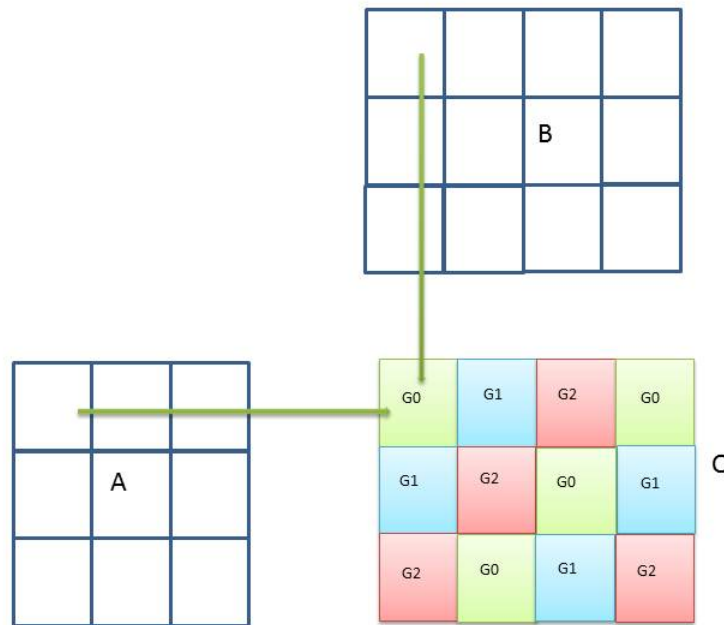


Figure 1 Example of `cublasXt<t>gemm()` tiling for 3 Gpus

When the tile dimension is not an exact multiple of the dimensions of C, some tiles are partially filled on the right border or/and the bottom border. The current implementation does not pad the incomplete tiles but simply keep track of those incomplete tiles by doing the right reduced cuBLAS operations : this way, no extra computation is done. However it still can lead to some load unbalance when all GPUS do not have the same number of incomplete tiles to work on.

When one or more matrices are located on some GPU devices, the same tiling approach and workload sharing is applied. The memory transfers are in this case done between devices. However, when the computation of a tile and some data are located on the same GPU device, the memory transfer to/from the local data into tiles is bypassed and the GPU operates directly on the local data. This can lead to a significant performance increase, especially when only one GPU is used for the computation.

The matrices can be located on any GPU device, and do not have to be located on the same GPU device. Furthermore, the matrices can even be located on a GPU device that do not participate to the computation.

On the contrary of the cuBLAS API, even if all matrices are located on the same device, the cublasXt API is still a blocking API from the Host point of view : the data results wherever located will be valid on the call return and no device synchronization is required.

4.1.2. Hybrid CPU-GPU computation

In the case of very large problems, the `cublasXt` API offers the possibility to offload some of the computation to the Host CPU. This feature can be setup with the routines `cublasXtSetCpuRoutine()` and `cublasXtSetCpuRatio()`. The workload affected to the CPU is put aside : it is simply a percentage of the resulting matrix taken from the bottom and the right side whichever dimension is bigger. The GPU tiling is done after that on the reduced resulting matrix.

If any of the matrices is located on a GPU device, the feature is ignored and all computation will be done only on the GPUs.

This feature should be used with caution because it could interfere with the CPU threads responsible of feeding the GPUs.

Currently, only the routine `cublasXt<t>gemm()` supports this feature.

4.1.3. Results reproducibility

Currently all CUBLAS XT API routines from a given toolkit version, generate the same bit-wise results when the following conditions are respected :

- ▶ all GPUs partating to the computation have the same compute-capabilities and the same number of SMs.
- ▶ the tiles size is kept the same between run.
- ▶ either the CPU hybrid computation is not used or the CPU Blas provided is also guaranteed to produce reproducible results.

4.2. cublasXt API Datatypes Reference

4.2.1. cublasXtHandle_t

The `cublasXtHandle_t` type is a pointer type to an opaque structure holding the `cublasXt` API context. The `cublasXt` API context must be initialized using `cublasXtCreate()` and the returned handle must be passed to all subsequent `cublasXt` API function calls. The context should be destroyed at the end using `cublasXtDestroy()`.

4.2.2. cublasXtOpType_t

The `cublasOpType_t` enumerates the four possible types supported by BLAS routines. This enum is used as parameters of the routines `cublasXtSetCpuRoutine` and `cublasXtSetCpuRatio` to setup the hybrid configuration.

Value	Meaning
<code>CUBLASXT_FLOAT</code>	float or single precision type

Value	Meaning
CUBLASXT_DOUBLE	double precision type
CUBLASXT_COMPLEX	single precision complex
CUBLASXT_DOUBLECOMPLEX	double precision complex

4.2.3. cublasXtBlasOp_t

The **cublasXtBlasOp_t** type enumerates the BLAS3 or BLAS-like routine supported by cublasXt API. This enum is used as parameters of the routines **cublasXtSetCpuRoutine** and **cublasXtSetCpuRatio** to setup the hybrid configuration.

Value	Meaning
CUBLASXT_GEMM	GEMM routine
CUBLASXT_SYRK	SYRK routine
CUBLASXT_HERK	HERK routine
CUBLASXT_SYMM	SYMM routine
CUBLASXT_HEMM	HEMM routine
CUBLASXT_TRSM	TRSM routine
CUBLASXT_SYR2K	SYR2K routine
CUBLASXT_HER2K	HER2K routine
CUBLASXT_SPMM	SPMM routine
CUBLASXT_SYRKX	SYRKX routine
CUBLASXT_HERKX	HERKX routine

4.2.4. cublasXtPinningMemMode_t

The type is used to enable or disable the Pinning Memory mode through the routine **cublasMgSetPinningMemMode**

Value	Meaning
CUBLASXT_PINNING_DISABLED	the Pinning Memory mode is disabled
CUBLASXT_PINNING_ENABLED	the Pinning Memory mode is enabled

4.3. cublasXt API Helper Function Reference

4.3.1. cublasXtCreate()

```
cublasStatus_t
cublasXtCreate(cublasXtHandle_t *handle)
```

This function initializes the cublasXt API and creates a handle to an opaque structure holding the cublasXt API context. It allocates hardware resources on the host and device and must be called prior to making any other cublasXt API calls.

Return Value	Meaning
CUBLAS_STATUS_SUCCESS	the initialization succeeded
CUBLAS_STATUS_ALLOC_FAILED	the resources could not be allocated
CUBLAS_STATUS_NOT_SUPPORTED	cublasXt API is only supported on 64-bit platform

4.3.2. cublasXtDestroy()

```
cublasStatus_t
cublasXtDestroy(cublasXtHandle_t handle)
```

This function releases hardware resources used by the cublasXt API context. The release of GPU resources may be deferred until the application exits. This function is usually the last call with a particular handle to the cublasXt API.

Return Value	Meaning
CUBLAS_STATUS_SUCCESS	the shut down succeeded
CUBLAS_STATUS_NOT_INITIALIZED	the library was not initialized

4.3.3. cublasXtDeviceSelect()

```
cublasXtDeviceSelect(cublasXtHandle_t handle, int nbDevices, int deviceId[])
```

This function allows the user to provide the number of GPU devices and their respective Ids that will participate to the subsequent cublasXt API Math function calls. This function will create a cuBLAS context for every GPU provided in that list. Currently the device configuration is static and cannot be changed between Math function calls. In that regard, this function should be called only once after cublasXtCreate. To be able to run multiple configurations, multiple cublasXt API contexts should be created.

Return Value	Meaning
CUBLAS_STATUS_SUCCESS	User call was successful
CUBLAS_STATUS_INVALID_VALUE	Access to at least one of the device could not be done or a cuBLAS context could not be created on at least one of the device
CUBLAS_STATUS_ALLOC_FAILED	Some resources could not be allocated.

4.3.4. cublasXtSetBlockDim()

```
cublasXtSetBlockDim(cublasXtHandle_t handle, int blockDim)
```

This function allows the user to set the block dimension used for the tiling of the matrices for the subsequent Math function calls. Matrices are split in square tiles of blockDim x blockDim dimension. This function can be called anytime and will take effect for the following Math function calls. The block dimension should be chosen in a way to optimize the math operation and to make sure that the PCI transfers are well overlapped with the computation.

Return Value	Meaning
CUBLAS_STATUS_SUCCESS	the call has been successful
CUBLAS_STATUS_INVALID_VALUE	blockDim <= 0

4.3.5. cublasXtGetBlockDim()

```
cublasXtGetBlockDim(cublasXtHandle_t handle, int *blockDim)
```

This function allows the user to query the block dimension used for the tiling of the matrices.

Return Value	Meaning
CUBLAS_STATUS_SUCCESS	the call has been successful

4.3.6. cublasXtSetCpuRoutine()

```
cublasXtSetCpuRoutine(cublasXtHandle_t handle, cublasXtBlasOp_t blasOp,
cublasXtOpType_t type, void *blasFuncPtr)
```

This function allows the user to provide a CPU implementation of the corresponding BLAS routine. This function can be used with the function cublasXtSetCpuRatio() to define an hybrid computation between the CPU and the GPUs. Currently the hybrid feature is only supported for the xGEMM routines.

Return Value	Meaning
CUBLAS_STATUS_SUCCESS	the call has been successful
CUBLAS_STATUS_INVALID_VALUE	blasOp or type define an invalid combination
CUBLAS_STATUS_NOT_SUPPORTED	CPU-GPU Hybridization for that routine is not supported

4.3.7. cublasXtSetCpuRatio()

```
cublasXtSetCpuRatio(cublasXtHandle_t handle, cublasXtBlasOp_t blasOp,
cublasXtOpType_t type, float ratio )
```

This function allows the user to define the percentage of workload that should be done on a CPU in the context of an hybrid computation. This function can be used with the

function `cublasXtSetCpuRoutine()` to define an hybrid computation between the CPU and the GPUs. Currently the hybrid feature is only supported for the xGEMM routines.

Return Value	Meaning
<code>CUBLAS_STATUS_SUCCESS</code>	the call has been successful
<code>CUBLAS_STATUS_INVALID_VALUE</code>	blasOp or type define an invalid combination
<code>CUBLAS_STATUS_NOT_SUPPORTED</code>	CPU-GPU Hybridization for that routine is not supported

4.3.8. `cublasXtSetPinningMemMode()`

```
cublasXtSetPinningMemMode(cublasXtHandle_t handle, cublasXtPinningMemMode_t mode)
```

This function allows the user to enable or disable the Pinning Memory mode. When enabled, the matrices passed in subsequent `cublasXt` API calls will be pinned/unpinned using the CUDA routine `cudaHostRegister` and `cudaHostUnregister` respectively if the matrices are not already pinned. If a matrix happened to be pinned partially, it will also not be pinned. Pinning the memory improve PCI transfer performace and allows to overlap PCI memory transfer with computation. However pinning/unpinning the memory take some time which might not be amortized. It is advised that the user pins the memory on its own using `cudaMallocHost` or `cudaHostRegister` and unpin it when the computation sequence is completed. By default, the Pinning Memory mode is disabled.



The Pinning Memory mode should not enabled when matrices used for different calls to `cublasXt` API overlap. `CublasXt` determines that a matrix is pinned or not if the first address of that matrix is pinned using `cudaHostGetFlags`, thus cannot know if the matrix is already partially pinned or not. This is especially true in multi-threaded application where memory could be partially or totally pinned or unpinned while another thread is accessing that memory.

Return Value	Meaning
<code>CUBLAS_STATUS_SUCCESS</code>	the call has been successful
<code>CUBLAS_STATUS_INVALID_VALUE</code>	the mode value is different from <code>CUBLASXT_PINNING_DISABLED</code> and <code>CUBLASXT_PINNING_ENABLED</code>

4.3.9. `cublasXtGetPinningMemMode()`

```
cublasXtGetPinningMemMode(cublasXtHandle_t handle, cublasXtPinningMemMode_t *mode)
```

This function allows the user to query the Pinning Memory mode. By default, the Pinning Memory mode is disabled.

Return Value	Meaning
<code>CUBLAS_STATUS_SUCCESS</code>	the call has been successful

4.4. cublasXt API Math Functions Reference

In this chapter we describe the actual Linear Algebra routines that cublasXt API supports. We will use abbreviations $\langle type \rangle$ for type and $\langle t \rangle$ for the corresponding short type to make a more concise and clear presentation of the implemented functions. Unless otherwise specified $\langle type \rangle$ and $\langle t \rangle$ have the following meanings:

$\langle type \rangle$	$\langle t \rangle$	Meaning
<code>float</code>	's' or 'S'	real single-precision
<code>double</code>	'd' or 'D'	real double-precision
<code>cuComplex</code>	'c' or 'C'	complex single-precision
<code>cuDoubleComplex</code>	'z' or 'Z'	complex double-precision

The abbreviation **Re**(.) and **Im**(.) will stand for the real and imaginary part of a number, respectively. Since imaginary part of a real number does not exist, we will consider it to be zero and can usually simply discard it from the equation where it is being used. Also, the $\bar{\alpha}$ will denote the complex conjugate of α .

In general throughout the documentation, the lower case Greek symbols α and β will denote scalars, lower case English letters in bold type **x** and **y** will denote vectors and capital English letters *A*, *B* and *C* will denote matrices.

4.4.1. cublasXt<t>gemm()

```

cublasStatus_t cublasXtSgemm(cublasXtHandle_t handle,
                             cublasOperation_t transa, cublasOperation_t transb,
                             size_t m, size_t n, size_t k,
                             const float *alpha,
                             const float *A, int lda,
                             const float *B, int ldb,
                             const float *beta,
                             float *C, int ldc)
cublasStatus_t cublasXtDgemm(cublasXtHandle_t handle,
                             cublasOperation_t transa, cublasOperation_t transb,
                             int m, int n, int k,
                             const double *alpha,
                             const double *A, int lda,
                             const double *B, int ldb,
                             const double *beta,
                             double *C, int ldc)
cublasStatus_t cublasXtCgemm(cublasXtHandle_t handle,
                             cublasOperation_t transa, cublasOperation_t transb,
                             int m, int n, int k,
                             const cuComplex *alpha,
                             const cuComplex *A, int lda,
                             const cuComplex *B, int ldb,
                             const cuComplex *beta,
                             cuComplex *C, int ldc)
cublasStatus_t cublasXtZgemm(cublasXtHandle_t handle,
                             cublasOperation_t transa, cublasOperation_t transb,
                             int m, int n, int k,
                             const cuDoubleComplex *alpha,
                             const cuDoubleComplex *A, int lda,
                             const cuDoubleComplex *B, int ldb,
                             const cuDoubleComplex *beta,
                             cuDoubleComplex *C, int ldc)

```

This function performs the matrix-matrix multiplication

$$C = \alpha \text{op}(A) \text{op}(B) + \beta C$$

where α and β are scalars, and A , B and C are matrices stored in column-major format with dimensions $\text{op}(A) \ m \times k$, $\text{op}(B) \ k \times n$ and $C \ m \times n$, respectively. Also, for matrix A

$$\text{op}(A) = \begin{cases} A & \text{if transa} == \text{CUBLAS_OP_N} \\ A^T & \text{if transa} == \text{CUBLAS_OP_T} \\ A^H & \text{if transa} == \text{CUBLAS_OP_C} \end{cases}$$

and $\text{op}(B)$ is defined similarly for matrix B .

Param.	Memory	In/out	Meaning
handle		input	handle to the cublasXt API context.
transa		input	operation $\text{op}(\mathbf{A})$ that is non- or (conj.) transpose.
transb		input	operation $\text{op}(\mathbf{B})$ that is non- or (conj.) transpose.
m		input	number of rows of matrix $\text{op}(\mathbf{A})$ and C .
n		input	number of columns of matrix $\text{op}(\mathbf{B})$ and C .
k		input	number of columns of $\text{op}(\mathbf{A})$ and rows of $\text{op}(\mathbf{B})$.

Param.	Memory	In/out	Meaning
alpha	host	input	<type> scalar used for multiplication.
A	host or device	input	<type> array of dimensions $lda \times k$ with $lda \geq \max(1, m)$ if <code>transa == CUBLAS_OP_N</code> and $lda \times m$ with $lda \geq \max(1, k)$ otherwise.
lda		input	leading dimension of two-dimensional array used to store the matrix A .
B	host or device	input	<type> array of dimension $ldb \times n$ with $ldb \geq \max(1, k)$ if <code>transb == CUBLAS_OP_N</code> and $ldb \times k$ with $ldb \geq \max(1, n)$ otherwise.
ldb		input	leading dimension of two-dimensional array used to store matrix B .
beta	host	input	<type> scalar used for multiplication. If <code>beta==0</code> , c does not have to be a valid input.
C	host or device	in/out	<type> array of dimensions $ldc \times n$ with $ldc \geq \max(1, m)$.
ldc		input	leading dimension of a two-dimensional array used to store the matrix c .

The possible error values returned by this function and their meanings are listed below.

Error Value	Meaning
CUBLAS_STATUS_SUCCESS	the operation completed successfully
CUBLAS_STATUS_NOT_INITIALIZED	the library was not initialized
CUBLAS_STATUS_INVALID_VALUE	the parameters <code>m, n, k < 0</code>
CUBLAS_STATUS_ARCH_MISMATCH	the device does not support double-precision
CUBLAS_STATUS_EXECUTION_FAILED	the function failed to launch on the GPU

For references please refer to:

[sgemm](#), [dgemm](#), [cgemm](#), [zgemm](#)

4.4.2. cublasXt<t>hemm()

```

cublasStatus_t cublasXtChemmm(cublasXtHandle_t handle,
                              cublasSideMode_t side, cublasFillMode_t uplo,
                              size_t m, size_t n,
                              const cuComplex      *alpha,
                              const cuComplex      *A, size_t lda,
                              const cuComplex      *B, size_t ldb,
                              const cuComplex      *beta,
                              cuComplex            *C, size_t ldc)
cublasStatus_t cublasXtZhemmm(cublasXtHandle_t handle,
                              cublasSideMode_t side, cublasFillMode_t uplo,
                              size_t m, size_t n,
                              const cuDoubleComplex *alpha,
                              const cuDoubleComplex *A, size_t lda,
                              const cuDoubleComplex *B, size_t ldb,
                              const cuDoubleComplex *beta,
                              cuDoubleComplex      *C, size_t ldc)

```

This function performs the Hermitian matrix-matrix multiplication

$$C = \begin{cases} \alpha AB + \beta C & \text{if side} == \text{CUBLAS_SIDE_LEFT} \\ \alpha BA + \beta C & \text{if side} == \text{CUBLAS_SIDE_RIGHT} \end{cases}$$

where A is a Hermitian matrix stored in lower or upper mode, B and C are $m \times n$ matrices, and α and β are scalars.

Param.	Memory	In/out	Meaning
handle		input	handle to the cublasXt API context.
side		input	indicates if matrix A is on the left or right of B .
uplo		input	indicates if matrix A lower or upper part is stored, the other Hermitian part is not referenced and is inferred from the stored elements.
m		input	number of rows of matrix C and B , with matrix A sized accordingly.
n		input	number of columns of matrix C and B , with matrix A sized accordingly.
alpha	host	input	<type> scalar used for multiplication.
A	host or device	input	<type> array of dimension $lda \times m$ with $lda \geq \max(1, m)$ if <code>side==CUBLAS_SIDE_LEFT</code> and $lda \times n$ with $lda \geq \max(1, n)$ otherwise. The imaginary parts of the diagonal elements are assumed to be zero.
lda		input	leading dimension of two-dimensional array used to store matrix A .
B	host or device	input	<type> array of dimension $ldb \times n$ with $ldb \geq \max(1, m)$.
ldb		input	leading dimension of two-dimensional array used to store matrix B .
beta	host	input	<type> scalar used for multiplication, if <code>beta==0</code> then C does not have to be a valid input.

Param.	Memory	In/out	Meaning
C	host or device	in/out	<type> array of dimensions ldc x n with $ldc \geq \max(1, m)$.
ldc		input	leading dimension of two-dimensional array used to store matrix c.

The possible error values returned by this function and their meanings are listed below.

Error Value	Meaning
CUBLAS_STATUS_SUCCESS	the operation completed successfully
CUBLAS_STATUS_NOT_INITIALIZED	the library was not initialized
CUBLAS_STATUS_INVALID_VALUE	the parameters m, n < 0
CUBLAS_STATUS_ARCH_MISMATCH	the device does not support double-precision
CUBLAS_STATUS_EXECUTION_FAILED	the function failed to launch on the GPU

For references please refer to:

[chemm](#), [zhemm](#)

4.4.3. cublasXt<t>symm()

```

cublasStatus_t cublasXtSsymm(cublasXtHandle_t handle,
                             cublasSideMode_t side, cublasFillMode_t uplo,
                             size_t m, size_t n,
                             const float      *alpha,
                             const float      *A, size_t lda,
                             const float      *B, size_t ldb,
                             const float      *beta,
                             float            *C, size_t ldc)
cublasStatus_t cublasXtDsymm(cublasXtHandle_t handle,
                             cublasSideMode_t side, cublasFillMode_t uplo,
                             size_t m, size_t n,
                             const double     *alpha,
                             const double     *A, size_t lda,
                             const double     *B, size_t ldb,
                             const double     *beta,
                             double           *C, size_t ldc)
cublasStatus_t cublasXtCsymm(cublasXtHandle_t handle,
                             cublasSideMode_t side, cublasFillMode_t uplo,
                             size_t m, size_t n,
                             const cuComplex  *alpha,
                             const cuComplex  *A, size_t lda,
                             const cuComplex  *B, size_t ldb,
                             const cuComplex  *beta,
                             cuComplex        *C, size_t ldc)
cublasStatus_t cublasXtZsymm(cublasXtHandle_t handle,
                             cublasSideMode_t side, cublasFillMode_t uplo,
                             size_t m, size_t n,
                             const cuDoubleComplex *alpha,
                             const cuDoubleComplex *A, size_t lda,
                             const cuDoubleComplex *B, size_t ldb,
                             const cuDoubleComplex *beta,
                             cuDoubleComplex *C, size_t ldc)

```

This function performs the symmetric matrix-matrix multiplication

$$C = \begin{cases} \alpha AB + \beta C & \text{if side} == \text{CUBLAS_SIDE_LEFT} \\ \alpha BA + \beta C & \text{if side} == \text{CUBLAS_SIDE_RIGHT} \end{cases}$$

where A is a symmetric matrix stored in lower or upper mode, A and A are $m \times n$ matrices, and α and β are scalars.

Param.	Memory	In/out	Meaning
handle		input	handle to the cublasXt API context.
side		input	indicates if matrix A is on the left or right of B .
uplo		input	indicates if matrix A lower or upper part is stored, the other symmetric part is not referenced and is inferred from the stored elements.
m		input	number of rows of matrix A and B , with matrix A sized accordingly.
n		input	number of columns of matrix C and A , with matrix A sized accordingly.
alpha	host	input	<type> scalar used for multiplication.
A	host or device	input	<type> array of dimension $lda \times m$ with $lda \geq \max(1, m)$ if <code>side == CUBLAS_SIDE_LEFT</code> and $lda \times n$ with $lda \geq \max(1, n)$ otherwise.
lda		input	leading dimension of two-dimensional array used to store matrix A .
B	host or device	input	<type> array of dimension $ldb \times n$ with $ldb \geq \max(1, m)$.
ldb		input	leading dimension of two-dimensional array used to store matrix B .
beta	host	input	<type> scalar used for multiplication, if <code>beta == 0</code> then C does not have to be a valid input.
C	host or device	in/out	<type> array of dimension $ldc \times n$ with $ldc \geq \max(1, m)$.
ldc		input	leading dimension of two-dimensional array used to store matrix C .

The possible error values returned by this function and their meanings are listed below.

Error Value	Meaning
CUBLAS_STATUS_SUCCESS	the operation completed successfully
CUBLAS_STATUS_NOT_INITIALIZED	the library was not initialized
CUBLAS_STATUS_INVALID_VALUE	the parameters $m, n < 0$
CUBLAS_STATUS_ARCH_MISMATCH	the device does not support double-precision
CUBLAS_STATUS_EXECUTION_FAILED	the function failed to launch on the GPU

For references please refer to:

ssymm, dsymm, csymm, zsymm

4.4.4. cublasXt<t>syrk()

```

cublasStatus_t cublasXtSsyrk(cublasXtHandle_t handle,
                             cublasFillMode_t uplo, cublasOperation_t trans,
                             int n, int k,
                             const float          *alpha,
                             const float          *A, int lda,
                             const float          *beta,
                             float                *C, int ldc)
cublasStatus_t cublasXtDsyrk(cublasXtHandle_t handle,
                             cublasFillMode_t uplo, cublasOperation_t trans,
                             int n, int k,
                             const double         *alpha,
                             const double         *A, int lda,
                             const double         *beta,
                             double              *C, int ldc)
cublasStatus_t cublasXtCsyrk(cublasXtHandle_t handle,
                             cublasFillMode_t uplo, cublasOperation_t trans,
                             int n, int k,
                             const cuComplex      *alpha,
                             const cuComplex      *A, int lda,
                             const cuComplex      *beta,
                             cuComplex            *C, int ldc)
cublasStatus_t cublasXtZsyrk(cublasXtHandle_t handle,
                             cublasFillMode_t uplo, cublasOperation_t trans,
                             int n, int k,
                             const cuDoubleComplex *alpha,
                             const cuDoubleComplex *A, int lda,
                             const cuDoubleComplex *beta,
                             cuDoubleComplex      *C, int ldc)

```

This function performs the symmetric rank- k update

$$C = \alpha \text{op}(A) \text{op}(A)^T + \beta C$$

where α and β are scalars, C is a symmetric matrix stored in lower or upper mode, and A is a matrix with dimensions $\text{op}(A) \, n \times k$. Also, for matrix A

$$\text{op}(A) = \begin{cases} A & \text{if transa} == \text{CUBLAS_OP_N} \\ A^T & \text{if transa} == \text{CUBLAS_OP_T} \end{cases}$$

Param.	Memory	In/out	Meaning
handle		input	handle to the cublasXt API context.
uplo		input	indicates if matrix c lower or upper part is stored, the other symmetric part is not referenced and is inferred from the stored elements.
trans		input	operation $\text{op}(A)$ that is non- or transpose.
n		input	number of rows of matrix $\text{op}(A)$ and c.
k		input	number of columns of matrix $\text{op}(A)$.
alpha	host	input	<type> scalar used for multiplication.
A	host or device	input	<type> array of dimension $\text{lda} \times k$ with $\text{lda} \geq \max(1, n)$ if $\text{trans} == \text{CUBLAS_OP_N}$ and $\text{lda} \times n$ with $\text{lda} \geq \max(1, k)$ otherwise.

Param.	Memory	In/out	Meaning
lda		input	leading dimension of two-dimensional array used to store matrix A.
beta	host	input	<type> scalar used for multiplication, if <code>beta==0</code> then c does not have to be a valid input.
C	host or device	in/out	<type> array of dimension <code>ldc x n</code> , with <code>ldc>=max(1,n)</code> .
ldc		input	leading dimension of two-dimensional array used to store matrix c.

The possible error values returned by this function and their meanings are listed below.

Error Value	Meaning
CUBLAS_STATUS_SUCCESS	the operation completed successfully
CUBLAS_STATUS_NOT_INITIALIZED	the library was not initialized
CUBLAS_STATUS_INVALID_VALUE	the parameters <code>n, k < 0</code>
CUBLAS_STATUS_ARCH_MISMATCH	the device does not support double-precision
CUBLAS_STATUS_EXECUTION_FAILED	the function failed to launch on the GPU

For references please refer to:

[ssyrk](#), [dsyrk](#), [csyrk](#), [zsyrk](#)

4.4.5. cublasXt<t>syr2k()

```

cublasStatus_t cublasXtSsyr2k(cublasXtHandle_t handle,
                              cublasFillMode_t uplo, cublasOperation_t trans,
                              size_t n, size_t k,
                              const float      *alpha,
                              const float      *A, size_t lda,
                              const float      *B, size_t ldb,
                              const float      *beta,
                              float            *C, size_t ldc)
cublasStatus_t cublasXtDsyr2k(cublasXtHandle_t handle,
                              cublasFillMode_t uplo, cublasOperation_t trans,
                              size_t n, size_t k,
                              const double     *alpha,
                              const double     *A, size_t lda,
                              const double     *B, size_t ldb,
                              const double     *beta,
                              double           *C, size_t ldc)
cublasStatus_t cublasXtCsyr2k(cublasXtHandle_t handle,
                              cublasFillMode_t uplo, cublasOperation_t trans,
                              size_t n, size_t k,
                              const cuComplex  *alpha,
                              const cuComplex  *A, size_t lda,
                              const cuComplex  *B, size_t ldb,
                              const cuComplex  *beta,
                              cuComplex        *C, size_t ldc)
cublasStatus_t cublasXtZsyr2k(cublasXtHandle_t handle,
                              cublasFillMode_t uplo, cublasOperation_t trans,
                              size_t n, size_t k,
                              const cuDoubleComplex *alpha,
                              const cuDoubleComplex *A, size_t lda,
                              const cuDoubleComplex *B, size_t ldb,
                              const cuDoubleComplex *beta,
                              cuDoubleComplex *C, size_t ldc)

```

This function performs the symmetric rank- $2k$ update

$$C = \alpha(\text{op}(A)\text{op}(B)^T + \text{op}(B)\text{op}(A)^T) + \beta C$$

where α and β are scalars, C is a symmetric matrix stored in lower or upper mode, and A and B are matrices with dimensions $\text{op}(A) \ n \times k$ and $\text{op}(B) \ n \times k$, respectively. Also, for matrix A and B

$$\text{op}(A) \text{ and } \text{op}(B) = \begin{cases} A \text{ and } B & \text{if trans} == \text{CUBLAS_OP_N} \\ A^T \text{ and } B^T & \text{if trans} == \text{CUBLAS_OP_T} \end{cases}$$

Param.	Memory	In/out	Meaning
handle		input	handle to the cublasXt API context.
uplo		input	indicates if matrix c lower or upper part, is stored, the other symmetric part is not referenced and is inferred from the stored elements.
trans		input	operation op(A) that is non- or transpose.
n		input	number of rows of matrix op(A), op(B) and c.
k		input	number of columns of matrix op(A) and op(B).
alpha	host	input	<type> scalar used for multiplication.

Param.	Memory	In/out	Meaning
A	host or device	input	<type> array of dimension $lda \times k$ with $lda \geq \max(1, n)$ if <code>transa == CUBLAS_OP_N</code> and $lda \times n$ with $lda \geq \max(1, k)$ otherwise.
lda		input	leading dimension of two-dimensional array used to store matrix A.
B	host or device	input	<type> array of dimensions $ldb \times k$ with $ldb \geq \max(1, n)$ if <code>transb == CUBLAS_OP_N</code> and $ldb \times n$ with $ldb \geq \max(1, k)$ otherwise.
ldb		input	leading dimension of two-dimensional array used to store matrix B.
beta	host	input	<type> scalar used for multiplication, if <code>beta==0</code> , then c does not have to be a valid input.
C	host or device	in/out	<type> array of dimensions $ldc \times n$ with $ldc \geq \max(1, n)$.
ldc		input	leading dimension of two-dimensional array used to store matrix C.

The possible error values returned by this function and their meanings are listed below.

Error Value	Meaning
<code>CUBLAS_STATUS_SUCCESS</code>	the operation completed successfully
<code>CUBLAS_STATUS_NOT_INITIALIZED</code>	the library was not initialized
<code>CUBLAS_STATUS_INVALID_VALUE</code>	the parameters $n, k < 0$
<code>CUBLAS_STATUS_ARCH_MISMATCH</code>	the device does not support double-precision
<code>CUBLAS_STATUS_EXECUTION_FAILED</code>	the function failed to launch on the GPU

For references please refer to:

[ssyr2k](#), [dsyr2k](#), [csyr2k](#), [zsyr2k](#)

4.4.6. cublasXt<t>syrrkx()

```

cublasStatus_t cublasXtSsyrrkx(cublasXtHandle_t handle,
                               cublasFillMode_t uplo, cublasOperation_t trans,
                               size_t n, size_t k,
                               const float *alpha,
                               const float *A, size_t lda,
                               const float *B, size_t ldb,
                               const float *beta,
                               float *C, size_t ldc)
cublasStatus_t cublasXtDsyrrkx(cublasXtHandle_t handle,
                               cublasFillMode_t uplo, cublasOperation_t trans,
                               size_t n, size_t k,
                               const double *alpha,
                               const double *A, size_t lda,
                               const double *B, size_t ldb,
                               const double *beta,
                               double *C, size_t ldc)
cublasStatus_t cublasXtCsyrrkx(cublasXtHandle_t handle,
                               cublasFillMode_t uplo, cublasOperation_t trans,
                               size_t n, size_t k,
                               const cuComplex *alpha,
                               const cuComplex *A, size_t lda,
                               const cuComplex *B, size_t ldb,
                               const cuComplex *beta,
                               cuComplex *C, size_t ldc)
cublasStatus_t cublasXtZsyrrkx(cublasXtHandle_t handle,
                               cublasFillMode_t uplo, cublasOperation_t trans,
                               size_t n, size_t k,
                               const cuDoubleComplex *alpha,
                               const cuDoubleComplex *A, size_t lda,
                               const cuDoubleComplex *B, size_t ldb,
                               const cuDoubleComplex *beta,
                               cuDoubleComplex *C, size_t ldc)

```

This function performs a variation of the symmetric rank- k update

$$C = \alpha(\text{op}(A)\text{op}(B)^T + \beta C$$

where α and β are scalars, C is a symmetric matrix stored in lower or upper mode, and A and B are matrices with dimensions $\text{op}(A)$ $n \times k$ and $\text{op}(B)$ $n \times k$, respectively. Also, for matrix A and B

$$\text{op}(A) \text{ and } \text{op}(B) = \begin{cases} A \text{ and } B & \text{if trans} == \text{CUBLAS_OP_N} \\ A^T \text{ and } B^T & \text{if trans} == \text{CUBLAS_OP_T} \end{cases}$$

This routine can be used when B is in such way that the result is guaranteed to be symmetric. An usual example is when the matrix B is a scaled form of the matrix A : this is equivalent to B being the product of the matrix A and a diagonal matrix.

Param.	Memory	In/out	Meaning
handle		input	handle to the cublasXt API context.
uplo		input	indicates if matrix c lower or upper part, is stored, the other symmetric part is not referenced and is inferred from the stored elements.
trans		input	operation $\text{op}(A)$ that is non- or transpose.

Param.	Memory	In/out	Meaning
n		input	number of rows of matrix op(A), op(B) and c.
k		input	number of columns of matrix op(A) and op(B).
alpha	host	input	<type> scalar used for multiplication.
A	host or device	input	<type> array of dimension $lda \times k$ with $lda \geq \max(1, n)$ if <code>transa == CUBLAS_OP_N</code> and $lda \times n$ with $lda \geq \max(1, k)$ otherwise.
lda		input	leading dimension of two-dimensional array used to store matrix A.
B	host or device	input	<type> array of dimensions $ldb \times k$ with $ldb \geq \max(1, n)$ if <code>transb == CUBLAS_OP_N</code> and $ldb \times n$ with $ldb \geq \max(1, k)$ otherwise.
ldb		input	leading dimension of two-dimensional array used to store matrix B.
beta	host	input	<type> scalar used for multiplication, if <code>beta==0</code> , then c does not have to be a valid input.
C	host or device	in/out	<type> array of dimensions $ldc \times n$ with $ldc \geq \max(1, n)$.
ldc		input	leading dimension of two-dimensional array used to store matrix c.

The possible error values returned by this function and their meanings are listed below.

Error Value	Meaning
CUBLAS_STATUS_SUCCESS	the operation completed successfully
CUBLAS_STATUS_NOT_INITIALIZED	the library was not initialized
CUBLAS_STATUS_INVALID_VALUE	the parameters <code>n, k < 0</code>
CUBLAS_STATUS_ARCH_MISMATCH	the device does not support double-precision
CUBLAS_STATUS_EXECUTION_FAILED	the function failed to launch on the GPU

For references please refer to:

[ssyrk](#), [dsyrk](#), [csyrk](#), [zsyrk](#) and
[ssyr2k](#), [dsyr2k](#), [csyr2k](#), [zsyr2k](#)

4.4.7. cublasXt<t>herk()

```

cublasStatus_t cublasXtCherk(cublasXtHandle_t handle,
                             cublasFillMode_t uplo, cublasOperation_t trans,
                             int n, int k,
                             const float *alpha,
                             const cuComplex *A, int lda,
                             const float *beta,
                             cuComplex *C, int ldc)
cublasStatus_t cublasXtZherk(cublasXtHandle_t handle,
                             cublasFillMode_t uplo, cublasOperation_t trans,
                             int n, int k,
                             const double *alpha,
                             const cuDoubleComplex *A, int lda,
                             const double *beta,
                             cuDoubleComplex *C, int ldc)

```

This function performs the Hermitian rank- k update

$$C = \alpha \text{op}(A) \text{op}(A)^H + \beta C$$

where α and β are scalars, C is a Hermitian matrix stored in lower or upper mode, and A is a matrix with dimensions $\text{op}(A) \ n \times k$. Also, for matrix A

$$\text{op}(A) = \begin{cases} A & \text{if transa} == \text{CUBLAS_OP_N} \\ A^H & \text{if transa} == \text{CUBLAS_OP_C} \end{cases}$$

Param.	Memory	In/out	Meaning
handle		input	handle to the cublasXt API context.
uplo		input	indicates if matrix A lower or upper part is stored, the other Hermitian part is not referenced and is inferred from the stored elements.
trans		input	operation $\text{op}(\mathbf{A})$ that is non- or (conj.) transpose.
n		input	number of rows of matrix $\text{op}(\mathbf{A})$ and \mathbf{C} .
k		input	number of columns of matrix $\text{op}(\mathbf{A})$.
alpha	host	input	<type> scalar used for multiplication.
A	host or device	input	<type> array of dimension $\text{lda} \times k$ with $\text{lda} \geq \max(1, n)$ if $\text{transa} == \text{CUBLAS_OP_N}$ and $\text{lda} \times n$ with $\text{lda} \geq \max(1, k)$ otherwise.
lda		input	leading dimension of two-dimensional array used to store matrix A .
beta	host	input	<type> scalar used for multiplication, if $\text{beta} == 0$ then \mathbf{C} does not have to be a valid input.
C	host or device	in/out	<type> array of dimension $\text{ldc} \times n$, with $\text{ldc} \geq \max(1, n)$. The imaginary parts of the diagonal elements are assumed and set to zero.
ldc		input	leading dimension of two-dimensional array used to store matrix \mathbf{C} .

The possible error values returned by this function and their meanings are listed below.

Error Value	Meaning
CUBLAS_STATUS_SUCCESS	the operation completed successfully
CUBLAS_STATUS_NOT_INITIALIZED	the library was not initialized
CUBLAS_STATUS_INVALID_VALUE	the parameters $n, k < 0$
CUBLAS_STATUS_ARCH_MISMATCH	the device does not support double-precision
CUBLAS_STATUS_EXECUTION_FAILED	the function failed to launch on the GPU

For references please refer to:

[cherk](#), [zherk](#)

4.4.8. cublasXt<t>her2k()

```

cublasStatus_t cublasXtCher2k(cublasXtHandle_t handle,
                             cublasFillMode_t uplo, cublasOperation_t trans,
                             size_t n, size_t k,
                             const cuComplex *alpha,
                             const cuComplex *A, size_t lda,
                             const cuComplex *B, size_t ldb,
                             const float *beta,
                             cuComplex *C, size_t ldc)
cublasStatus_t cublasXtZher2k(cublasXtHandle_t handle,
                             cublasFillMode_t uplo, cublasOperation_t trans,
                             size_t n, size_t k,
                             const cuDoubleComplex *alpha,
                             const cuDoubleComplex *A, size_t lda,
                             const cuDoubleComplex *B, size_t ldb,
                             const double *beta,
                             cuDoubleComplex *C, size_t ldc)

```

This function performs the Hermitian rank- $2k$ update

$$C = \alpha \text{op}(A) \text{op}(B)^H + \bar{\alpha} \text{op}(B) \text{op}(A)^H + \beta C$$

where α and β are scalars, C is a Hermitian matrix stored in lower or upper mode, and A and B are matrices with dimensions $\text{op}(A) \ n \times k$ and $\text{op}(B) \ n \times k$, respectively. Also, for matrix A and B

$$\text{op}(A) \text{ and } \text{op}(B) = \begin{cases} A \text{ and } B & \text{if trans} == \text{CUBLAS_OP_N} \\ A^H \text{ and } B^H & \text{if trans} == \text{CUBLAS_OP_C} \end{cases}$$

Param.	Memory	In/out	Meaning
handle		input	handle to the cublasXt API context.
uplo		input	indicates if matrix A lower or upper part is stored, the other Hermitian part is not referenced and is inferred from the stored elements.
trans		input	operation $\text{op}(\mathbf{A})$ that is non- or (conj.) transpose.
n		input	number of rows of matrix $\text{op}(\mathbf{A})$, $\text{op}(\mathbf{B})$ and \mathbf{C} .
k		input	number of columns of matrix $\text{op}(\mathbf{A})$ and $\text{op}(\mathbf{B})$.

Param.	Memory	In/out	Meaning
alpha	host	input	<type> scalar used for multiplication.
A	host or device	input	<type> array of dimension $lda \times k$ with $lda \geq \max(1, n)$ if <code>transa == CUBLAS_OP_N</code> and $lda \times n$ with $lda \geq \max(1, k)$ otherwise.
lda		input	leading dimension of two-dimensional array used to store matrix A .
B	host or device	input	<type> array of dimension $ldb \times k$ with $ldb \geq \max(1, n)$ if <code>transb == CUBLAS_OP_N</code> and $ldb \times n$ with $ldb \geq \max(1, k)$ otherwise.
ldb		input	leading dimension of two-dimensional array used to store matrix B .
beta	host	input	<type> scalar used for multiplication, if <code>beta==0</code> then c does not have to be a valid input.
C	host or device	in/out	<type> array of dimension $ldc \times n$, with $ldc \geq \max(1, n)$. The imaginary parts of the diagonal elements are assumed and set to zero.
ldc		input	leading dimension of two-dimensional array used to store matrix C .

The possible error values returned by this function and their meanings are listed below.

Error Value	Meaning
CUBLAS_STATUS_SUCCESS	the operation completed successfully
CUBLAS_STATUS_NOT_INITIALIZED	the library was not initialized
CUBLAS_STATUS_INVALID_VALUE	the parameters $n, k < 0$
CUBLAS_STATUS_ARCH_MISMATCH	the device does not support double-precision
CUBLAS_STATUS_EXECUTION_FAILED	the function failed to launch on the GPU

For references please refer to:

[cher2k](#), [zher2k](#)

4.4.9. cublasXt<t>herkx()

```

cublasStatus_t cublasXtCherkx(cublasXtHandle_t handle,
                              cublasFillMode_t uplo, cublasOperation_t trans,
                              size_t n, size_t k,
                              const cuComplex      *alpha,
                              const cuComplex      *A, size_t lda,
                              const cuComplex      *B, size_t ldb,
                              const float          *beta,
                              cuComplex            *C, size_t ldc)
cublasStatus_t cublasXtZherkx(cublasXtHandle_t handle,
                              cublasFillMode_t uplo, cublasOperation_t trans,
                              size_t n, size_t k,
                              const cuDoubleComplex *alpha,
                              const cuDoubleComplex *A, size_t lda,
                              const cuDoubleComplex *B, size_t ldb,
                              const double          *beta,
                              cuDoubleComplex       *C, size_t ldc)

```

This function performs a variation of the Hermitian rank- k update

$$C = \alpha \text{op}(A)\text{op}(B)^H + \beta C$$

where α and β are scalars, C is a Hermitian matrix stored in lower or upper mode, and A and B are matrices with dimensions $\text{op}(A) \ n \times k$ and $\text{op}(B) \ n \times k$, respectively. Also, for matrix A and B

$$\text{op}(A) \text{ and } \text{op}(B) = \begin{cases} A \text{ and } B & \text{if trans} == \text{CUBLAS_OP_N} \\ A^H \text{ and } B^H & \text{if trans} == \text{CUBLAS_OP_C} \end{cases}$$

This routine can be used when the matrix B is in such way that the result is guaranteed to be hermitian. An usual example is when the matrix B is a scaled form of the matrix A : this is equivalent to B being the product of the matrix A and a diagonal matrix. For an efficient computation of the product of a regular matrix with a diagonal matrix, refer to the routine `cublasXt<t>dgmm`.

Param.	Memory	In/out	Meaning
handle		input	handle to the cublasXt API context.
uplo		input	indicates if matrix A lower or upper part is stored, the other Hermitian part is not referenced and is inferred from the stored elements.
trans		input	operation $\text{op}(A)$ that is non- or (conj.) transpose.
n		input	number of rows of matrix $\text{op}(A)$, $\text{op}(B)$ and C .
k		input	number of columns of matrix $\text{op}(A)$ and $\text{op}(B)$.
alpha	host	input	<type> scalar used for multiplication.
A	host or device	input	<type> array of dimension $\text{lda} \times k$ with $\text{lda} \geq \max(1, n)$ if $\text{trans}_A == \text{CUBLAS_OP_N}$ and $\text{lda} \times n$ with $\text{lda} \geq \max(1, k)$ otherwise.
lda		input	leading dimension of two-dimensional array used to store matrix A .

Param.	Memory	In/out	Meaning
B	host or device	input	<type> array of dimension $ldb \times k$ with $ldb \geq \max(1, n)$ if <code>transb == CUBLAS_OP_N</code> and $ldb \times n$ with $ldb \geq \max(1, k)$ otherwise.
ldb		input	leading dimension of two-dimensional array used to store matrix B.
beta	host	input	real scalar used for multiplication, if <code>beta==0</code> then c does not have to be a valid input.
C	host or device	in/out	<type> array of dimension $ldc \times n$, with $ldc \geq \max(1, n)$. The imaginary parts of the diagonal elements are assumed and set to zero.
ldc		input	leading dimension of two-dimensional array used to store matrix c.

The possible error values returned by this function and their meanings are listed below.

Error Value	Meaning
<code>CUBLAS_STATUS_SUCCESS</code>	the operation completed successfully
<code>CUBLAS_STATUS_NOT_INITIALIZED</code>	the library was not initialized
<code>CUBLAS_STATUS_INVALID_VALUE</code>	the parameters <code>n, k < 0</code>
<code>CUBLAS_STATUS_ARCH_MISMATCH</code>	the device does not support double-precision
<code>CUBLAS_STATUS_EXECUTION_FAILED</code>	the function failed to launch on the GPU

For references please refer to:

[cherk](#), [zherk](#) and

[cher2k](#), [zher2k](#)

4.4.10. cublasXt<t>trsm()

```

cublasStatus_t cublasXtStrsm(cublasXtHandle_t handle,
                             cublasSideMode_t side, cublasFillMode_t uplo,
                             cublasOperation_t trans, cublasXtDiagType_t diag,
                             size_t m, size_t n,
                             const float *alpha,
                             const float *A, size_t lda,
                             float *B, size_t ldb)
cublasStatus_t cublasXtDtrsm(cublasXtHandle_t handle,
                             cublasSideMode_t side, cublasFillMode_t uplo,
                             cublasOperation_t trans, cublasXtDiagType_t diag,
                             size_t m, size_t n,
                             const double *alpha,
                             const double *A, size_t lda,
                             double *B, size_t ldb)
cublasStatus_t cublasXtCtrsm(cublasXtHandle_t handle,
                             cublasSideMode_t side, cublasFillMode_t uplo,
                             cublasOperation_t trans, cublasXtDiagType_t diag,
                             size_t m, size_t n,
                             const cuComplex *alpha,
                             const cuComplex *A, size_t lda,
                             cuComplex *B, size_t ldb)
cublasStatus_t cublasXtZtrsm(cublasXtHandle_t handle,
                             cublasSideMode_t side, cublasFillMode_t uplo,
                             cublasOperation_t trans, cublasXtDiagType_t diag,
                             size_t m, size_t n,
                             const cuDoubleComplex *alpha,
                             const cuDoubleComplex *A, size_t lda,
                             cuDoubleComplex *B, size_t ldb)

```

This function solves the triangular linear system with multiple right-hand-sides

$$\begin{cases} \text{op}(A)X = \alpha B & \text{if side} == \text{CUBLAS_SIDE_LEFT} \\ X\text{op}(A) = \alpha B & \text{if side} == \text{CUBLAS_SIDE_RIGHT} \end{cases}$$

where A is a triangular matrix stored in lower or upper mode with or without the main diagonal, X and B are $m \times n$ matrices, and α is a scalar. Also, for matrix A

$$\text{op}(A) = \begin{cases} A & \text{if transa} == \text{CUBLAS_OP_N} \\ A^T & \text{if transa} == \text{CUBLAS_OP_T} \\ A^H & \text{if transa} == \text{CUBLAS_OP_C} \end{cases}$$

The solution X overwrites the right-hand-sides B on exit.

No test for singularity or near-singularity is included in this function.

Param.	Memory	In/out	Meaning
handle		input	handle to the cublasXt API context.
side		input	indicates if matrix A is on the left or right of x .
uplo		input	indicates if matrix A lower or upper part is stored, the other part is not referenced and is inferred from the stored elements.
trans		input	operation $\text{op}(A)$ that is non- or (conj.) transpose.
diag		input	indicates if the elements on the main diagonal of matrix A are unity and should not be accessed.

Param.	Memory	In/out	Meaning
m		input	number of rows of matrix B , with matrix A sized accordingly.
n		input	number of columns of matrix B , with matrix A is sized accordingly.
alpha	host	input	<type> scalar used for multiplication, if <code>alpha==0</code> then A is not referenced and B does not have to be a valid input.
A	host or device	input	<type> array of dimension <code>lda x m</code> with <code>lda>=max(1,m)</code> if <code>side == CUBLAS_SIDE_LEFT</code> and <code>lda x n</code> with <code>lda>=max(1,n)</code> otherwise.
lda		input	leading dimension of two-dimensional array used to store matrix A .
B	host or device	in/out	<type> array. It has dimensions <code>ldb x n</code> with <code>ldb>=max(1,m)</code> .
ldb		input	leading dimension of two-dimensional array used to store matrix B .

The possible error values returned by this function and their meanings are listed below.

Error Value	Meaning
CUBLAS_STATUS_SUCCESS	the operation completed successfully
CUBLAS_STATUS_NOT_INITIALIZED	the library was not initialized
CUBLAS_STATUS_INVALID_VALUE	the parameters <code>m, n < 0</code>
CUBLAS_STATUS_ARCH_MISMATCH	the device does not support double-precision
CUBLAS_STATUS_EXECUTION_FAILED	the function failed to launch on the GPU

For references please refer to:

[strsm](#), [dtrsm](#), [ctrsm](#), [ztrsm](#)

4.4.11. cublasXt<t>trmm()

```

cublasStatus_t cublasXtStrmm(cublasXtHandle_t handle,
                             cublasSideMode_t side, cublasFillMode_t uplo,
                             cublasOperation_t trans, cublasDiagType_t diag,
                             size_t m, size_t n,
                             const float *alpha,
                             const float *A, size_t lda,
                             const float *B, size_t ldb,
                             float *C, size_t ldc)

cublasStatus_t cublasXtDtrmm(cublasXtHandle_t handle,
                             cublasSideMode_t side, cublasFillMode_t uplo,
                             cublasOperation_t trans, cublasDiagType_t diag,
                             size_t m, size_t n,
                             const double *alpha,
                             const double *A, size_t lda,
                             const double *B, size_t ldb,
                             double *C, size_t ldc)

cublasStatus_t cublasXtCtrmm(cublasXtHandle_t handle,
                             cublasSideMode_t side, cublasFillMode_t uplo,
                             cublasOperation_t trans, cublasDiagType_t diag,
                             size_t m, size_t n,
                             const cuComplex *alpha,
                             const cuComplex *A, size_t lda,
                             const cuComplex *B, size_t ldb,
                             cuComplex *C, size_t ldc)

cublasStatus_t cublasXtZtrmm(cublasXtHandle_t handle,
                             cublasSideMode_t side, cublasFillMode_t uplo,
                             cublasOperation_t trans, cublasDiagType_t diag,
                             size_t m, size_t n,
                             const cuDoubleComplex *alpha,
                             const cuDoubleComplex *A, size_t lda,
                             const cuDoubleComplex *B, size_t ldb,
                             cuDoubleComplex *C, size_t ldc)

```

This function performs the triangular matrix-matrix multiplication

$$C = \begin{cases} \alpha \text{op}(A)B & \text{if side} == \text{CUBLAS_SIDE_LEFT} \\ \alpha B \text{op}(A) & \text{if side} == \text{CUBLAS_SIDE_RIGHT} \end{cases}$$

where A is a triangular matrix stored in lower or upper mode with or without the main diagonal, B and C are $m \times n$ matrix, and α is a scalar. Also, for matrix A

$$\text{op}(A) = \begin{cases} A & \text{if transa} == \text{CUBLAS_OP_N} \\ A^T & \text{if transa} == \text{CUBLAS_OP_T} \\ A^H & \text{if transa} == \text{CUBLAS_OP_C} \end{cases}$$

Notice that in order to achieve better parallelism, similarly to the cublas API, cublasXT API differs from the BLAS API for this routine. The BLAS API assumes an in-place implementation (with results written back to B), while the cublasXt API assumes an out-of-place implementation (with results written into C). The application can still obtain the in-place functionality of BLAS in the cublasXT API by passing the address of the matrix B in place of the matrix C. No other overlapping in the input parameters is supported.

Param.	Memory	In/out	Meaning
handle		input	handle to the cublasXt API context.
side		input	indicates if matrix A is on the left or right of B .

Param.	Memory	In/out	Meaning
uplo		input	indicates if matrix A lower or upper part is stored, the other part is not referenced and is inferred from the stored elements.
trans		input	operation $op(\mathbf{A})$ that is non- or (conj.) transpose.
diag		input	indicates if the elements on the main diagonal of matrix A are unity and should not be accessed.
m		input	number of rows of matrix B , with matrix A sized accordingly.
n		input	number of columns of matrix B , with matrix A sized accordingly.
alpha	host	input	<type> scalar used for multiplication, if <code>alpha==0</code> then A is not referenced and B does not have to be a valid input.
A	host or device	input	<type> array of dimension <code>lda x m</code> with <code>lda>=max(1,m)</code> if <code>side == CUBLAS_SIDE_LEFT</code> and <code>lda x n</code> with <code>lda>=max(1,n)</code> otherwise.
lda		input	leading dimension of two-dimensional array used to store matrix A .
B	host or device	input	<type> array of dimension <code>ldb x n</code> with <code>ldb>=max(1,m)</code> .
ldb		input	leading dimension of two-dimensional array used to store matrix B .
C	host or device	in/out	<type> array of dimension <code>ldc x n</code> with <code>ldc>=max(1,m)</code> .
ldc		input	leading dimension of two-dimensional array used to store matrix C .

The possible error values returned by this function and their meanings are listed below.

Error Value	Meaning
<code>CUBLAS_STATUS_SUCCESS</code>	the operation completed successfully
<code>CUBLAS_STATUS_NOT_INITIALIZED</code>	the library was not initialized
<code>CUBLAS_STATUS_INVALID_VALUE</code>	the parameters <code>m, n < 0</code>
<code>CUBLAS_STATUS_ARCH_MISMATCH</code>	the device does not support double-precision
<code>CUBLAS_STATUS_EXECUTION_FAILED</code>	the function failed to launch on the GPU

For references please refer to:

[strmm](#), [dtrmm](#), [ctrmm](#), [ztrmm](#)

4.4.12. cublasXt<t>sppmm()

```

cublasStatus_t cublasXtSsppmm( cublasXtHandle_t handle,
                                cublasSideMode_t side,
                                cublasFillMode_t uplo,
                                size_t m,
                                size_t n,
                                const float *alpha,
                                const float *AP,
                                const float *B,
                                size_t ldb,
                                const float *beta,
                                float *C,
                                size_t ldc );

cublasStatus_t cublasXtDsppmm( cublasXtHandle_t handle,
                                cublasSideMode_t side,
                                cublasFillMode_t uplo,
                                size_t m,
                                size_t n,
                                const double *alpha,
                                const double *AP,
                                const double *B,
                                size_t ldb,
                                const double *beta,
                                double *C,
                                size_t ldc );

cublasStatus_t cublasXtCsppmm( cublasXtHandle_t handle,
                                cublasSideMode_t side,
                                cublasFillMode_t uplo,
                                size_t m,
                                size_t n,
                                const cuComplex *alpha,
                                const cuComplex *AP,
                                const cuComplex *B,
                                size_t ldb,
                                const cuComplex *beta,
                                cuComplex *C,
                                size_t ldc );

cublasStatus_t cublasXtZsppmm( cublasXtHandle_t handle,
                                cublasSideMode_t side,
                                cublasFillMode_t uplo,
                                size_t m,
                                size_t n,
                                const cuDoubleComplex *alpha,
                                const cuDoubleComplex *AP,

                                const cuDoubleComplex *B,
                                size_t ldb,
                                const cuDoubleComplex *beta,
                                cuDoubleComplex *C,
                                size_t ldc );

```

This function performs the symmetric packed matrix-matrix multiplication

$$C = \begin{cases} \alpha AB + \beta C & \text{if side == CUBLAS_SIDE_LEFT} \\ \alpha BA + \beta C & \text{if side == CUBLAS_SIDE_RIGHT} \end{cases}$$

where A is a $n \times n$ symmetric matrix stored in packed format, B and C are $m \times n$ matrices, and α and β are scalars.

If `uplo == CUBLAS_FILL_MODE_LOWER` then the elements in the lower triangular part of the symmetric matrix A are packed together column by column without gaps, so that the element $A(i, j)$ is stored in the memory location $AP[i + ((2*n - j + 1) * j) / 2]$ for $j = 1, \dots, n$ and $i \geq j$. Consequently, the packed format requires only $\frac{n(n+1)}{2}$ elements for storage.

If `uplo == CUBLAS_FILL_MODE_UPPER` then the elements in the upper triangular part of the symmetric matrix A are packed together column by column without gaps, so that the element $A(i, j)$ is stored in the memory location $AP[i + (j * (j + 1)) / 2]$ for $j = 1, \dots, n$ and $i \leq j$. Consequently, the packed format requires only $\frac{n(n+1)}{2}$ elements for storage.



The packed matrix AP must be located on the Host whereas the other matrices can be located on the Host or any GPU device

Param.	Memory	In/out	Meaning
handle		input	handle to the cublasXt API context.
side		input	indicates if matrix A is on the left or right of B .
uplo		input	indicates if matrix A lower or upper part is stored, the other symmetric part is not referenced and is inferred from the stored elements.
m		input	number of rows of matrix A and B , with matrix A sized accordingly.
n		input	number of columns of matrix C and A , with matrix A sized accordingly.
alpha	host	input	<type> scalar used for multiplication.
AP	host	input	<type> array with A stored in packed format.
B	host or device	input	<type> array of dimension $ldb \times n$ with $ldb \geq \max(1, m)$.
ldb		input	leading dimension of two-dimensional array used to store matrix B .
beta	host	input	<type> scalar used for multiplication, if <code>beta == 0</code> then C does not have to be a valid input.
C	host or device	in/out	<type> array of dimension $ldc \times n$ with $ldc \geq \max(1, m)$.
ldc		input	leading dimension of two-dimensional array used to store matrix C .

The possible error values returned by this function and their meanings are listed below.

Error Value	Meaning
CUBLAS_STATUS_SUCCESS	the operation completed successfully
CUBLAS_STATUS_NOT_INITIALIZED	the library was not initialized

Error Value	Meaning
CUBLAS_STATUS_INVALID_VALUE	the parameters $m, n < 0$
CUBLAS_STATUS_ARCH_MISMATCH	the device does not support double-precision
CUBLAS_STATUS_NOT_SUPPORTED	the matrix AP is located on a GPU device
CUBLAS_STATUS_EXECUTION_FAILED	the function failed to launch on the GPU

For references please refer to:

[ssymm](#), [dsymm](#), [csymm](#), [zsymm](#)

Appendix A.

USING THE CUBLAS LEGACY API

This appendix does not provide a full reference of each Legacy API datatype and entry point. Instead, it describes how to use the API, especially where this is different from the regular cuBLAS API.

Note that in this section, all references to the “cuBLAS Library” refer to the Legacy cuBLAS API only.

A.1. Error Status

The **cublasStatus** type is used for function status returns. The cuBLAS Library helper functions return status directly, while the status of core functions can be retrieved using **cublasGetError ()** . Notice that reading the error status via **cublasGetError ()** , resets the internal error state to **CUBLAS_STATUS_SUCCESS** . Currently, the following values for are defined:

Value	Meaning
 CUBLAS_STATUS_SUCCESS 	the operation completed successfully
 CUBLAS_STATUS_NOT_INITIALIZED 	the library was not initialized
 CUBLAS_STATUS_ALLOC_FAILED 	the resource allocation failed
 CUBLAS_STATUS_INVALID_VALUE 	an invalid numerical value was used as an argument
 CUBLAS_STATUS_ARCH_MISMATCH 	an absent device architectural feature is required
 CUBLAS_STATUS_MAPPING_ERROR 	an access to GPU memory space failed
 CUBLAS_STATUS_EXECUTION_FAILED 	the GPU program failed to execute
 CUBLAS_STATUS_INTERNAL_ERROR 	an internal operation failed
 CUBLAS_STATUS_NOT_SUPPORTED 	the feature required is not supported

This legacy type corresponds to type **cublasStatus_t** in the cuBLAS library API.

A.2. Initialization and Shutdown

The functions `cublasInit()` and `cublasShutdown()` are used to initialize and shutdown the cuBLAS library. It is recommended for `cublasInit()` to be called before any other function is invoked. It allocates hardware resources on the GPU device that is currently bound to the host thread from which it was invoked.

The legacy initialization and shutdown functions are similar to the cuBLAS library API routines `cublasCreate()` and `cublasDestroy()`.

A.3. Thread Safety

The legacy API is not thread safe when used with multiple host threads and devices. It is recommended to be used only when utmost compatibility with Fortran is required and when a single host thread is used to setup the library and make all the functions calls.

A.4. Memory Management

The memory used by the legacy cuBLAS library API is allocated and released using functions `cublasAlloc()` and `cublasFree()`, respectively. These functions create and destroy an object in the GPU memory space capable of holding an array of `n` elements, where each element requires `elemSize` bytes of storage. Please see the legacy cuBLAS API header file “cublas.h” for the prototypes of these functions.

The function `cublasAlloc()` is a wrapper around the function `cudaMalloc()`, therefore device pointers returned by `cublasAlloc()` can be passed to any CUDA™ device kernel functions. However, these device pointers can not be dereferenced in the host code. The function `cublasFree()` is a wrapper around the function `cudaFree()`.

A.5. Scalar Parameters

There are two categories of the functions that use scalar parameters :

- ▶ functions that take **alpha** and/or **beta** parameters by reference on the host or the device as scaling factors, such as **gemm**
- ▶ functions that return a scalar result on the host or the device such as **amax()**, **amin**, **asum()**, **rotg()**, **rotmg()**, **dot()** and **nrm2()**.

For the functions of the first category, when the pointer mode is set to **CUBLAS_POINTER_MODE_HOST**, the scalar parameters **alpha** and/or **beta** can be on the stack or allocated on the heap. Underneath the CUDA kernels related to that functions will be launched with the value of **alpha** and/or **beta**. Therefore if they were allocated on the heap, they can be freed just after the return of the call even though the kernel launch is asynchronous. When the pointer mode is set to **CUBLAS_POINTER_MODE_DEVICE**, **alpha** and/or **beta** must be accessible on the

device and their values should not be modified until the kernel is done. Note that since `cudaFree()` does an implicit `cudaDeviceSynchronize()`, `cudaFree()` can still be called on **alpha** and/or **beta** just after the call but it would defeat the purpose of using this pointer mode in that case.

For the functions of the second category, when the pointer mode is set to **CUBLAS_POINTER_MODE_HOST**, these functions blocks the CPU, until the GPU has completed its computation and the results has been copied back to the Host. When the pointer mode is set to **CUBLAS_POINTER_MODE_DEVICE**, these functions return immediately. In this case, similarly to matrix and vector results, the scalar result is ready only when execution of the routine on the GPU has completed. This requires proper synchronization in order to read the result from the host.

In either case, the pointer mode **CUBLAS_POINTER_MODE_DEVICE** allows the library functions to execute completely asynchronously from the Host even when **alpha** and/or **beta** are generated by a previous kernel. For example, this situation can arise when iterative methods for solution of linear systems and eigenvalue problems are implemented using the cuBLAS library.

A.6. Helper Functions

In this section we list the helper functions provided by the legacy cuBLAS API and their functionality. For the exact prototypes of these functions please refer to the legacy cuBLAS API header file “cublas.h”.

Helper function	Meaning
<code>cublasInit()</code>	initialize the library
<code>cublasShutdown()</code>	shuts down the library
<code>cublasGetError()</code>	retrieves the error status of the library
<code>cublasSetKernelStream()</code>	sets the stream to be used by the library
<code>cublasAlloc()</code>	allocates the device memory for the library
<code>cublasFree()</code>	releases the device memory allocated for the library
<code>cublasSetVector()</code>	copies a vector x on the host to a vector on the GPU
<code>cublasGetVector()</code>	copies a vector x on the GPU to a vector on the host
<code>cublasSetMatrix()</code>	copies a $m \times n$ tile from a matrix on the host to the GPU
<code>cublasGetMatrix()</code>	copies a $m \times n$ tile from a matrix on the GPU to the host
<code>cublasSetVectorAsync()</code>	similar to <code>cublasSetVector()</code> , but the copy is asynchronous

Helper function	Meaning
<code>cublasGetVectorAsync()</code>	similar to <code>cublasGetVector()</code> , but the copy is asynchronous
<code>cublasSetMatrixAsync()</code>	similar to <code>cublasSetMatrix()</code> , but the copy is asynchronous
<code>cublasGetMatrixAsync()</code>	similar to <code>cublasGetMatrix()</code> , but the copy is asynchronous

A.7. Level-1,2,3 Functions

The Level-1,2,3 cuBLAS functions (also called core functions) have the same name and behavior as the ones listed in the chapters 3, 4 and 5 in this document. Please refer to the legacy cuBLAS API header file “cublas.h” for their exact prototype. Also, the next section talks a bit more about the differences between the legacy and the cuBLAS API prototypes, more specifically how to convert the function calls from one API to another.

A.8. Converting Legacy to the cuBLAS API

There are a few general rules that can be used to convert from legacy to the cuBLAS API.

Exchange the header file “cublas.h” for “cublas_v2.h”.

Exchange the type `cublasStatus` for `cublasStatus_t`.

Exchange the function `cublasSetKernelStream()` for `cublasSetStream()`.

Exchange the function `cublasAlloc()` and `cublasFree()` for `cudaMalloc()` and `cudaFree()`, respectively. Notice that `cudaMalloc()` expects the size of the allocated memory to be provided in bytes (usually simply provide `n x elemSize` to allocate `n` elements, each of size `elemSize` bytes).

Declare the `cublasHandle_t` cuBLAS library handle.

Initialize the handle using `cublasCreate()`. Also, release the handle once finished using `cublasDestroy()`.

Add the handle as the first parameter to all the cuBLAS library function calls.

Change the scalar parameters to be passed by reference, instead of by value (usually simply adding “&” symbol in C/C++ is enough, because the parameters are passed by reference on the host by *default*). However, note that if the routine is running asynchronously, then the variable holding the scalar parameter cannot be changed until the kernels that the routine dispatches are completed. See the CUDA C Programming Guide for a detailed discussion of how to use streams.

Change the parameter characters 'N' or 'n' (non-transpose operation), 'T' or 't' (transpose operation) and 'C' or 'c' (conjugate transpose operation) to `CUBLAS_OP_N`, `CUBLAS_OP_T` and `CUBLAS_OP_C`, respectively.

Change the parameter characters 'L' or 'l' (lower part filled) and 'U' or 'u' (upper part filled) to **CUBLAS_FILL_MODE_LOWER** and **CUBLAS_FILL_MODE_UPPER**, respectively.

Change the parameter characters 'N' or 'n' (non-unit diagonal) and 'U' or 'u' (unit diagonal) to **CUBLAS_DIAG_NON_UNIT** and **CUBLAS_DIAG_UNIT**, respectively.

Change the parameter characters 'L' or 'l' (left side) and 'R' or 'r' (right side) to **CUBLAS_SIDE_LEFT** and **CUBLAS_SIDE_RIGHT**, respectively.

If the legacy API function returns a scalar value, add an extra scalar parameter of the same type passed by reference, as the last parameter to the same function.

Instead of using **cusblasGetError**, use the return value of the function itself to check for errors.

Finally, please use the function prototypes in the header files "cublas.h" and "cublas_v2.h" to check the code for correctness.

A.9. Examples

For sample code references that use the legacy cuBLAS API please see the two examples below. They show an application written in C using the legacy cuBLAS library API with two indexing styles (Example A.1. "Application Using C and cuBLAS: 1-based indexing" and Example A.2. "Application Using C and cuBLAS: 0-based Indexing"). This application is analogous to the one using the cuBLAS library API that is shown in the Introduction chapter.

Example A.1. Application Using C and cuBLAS: 1-based indexing

```
//-----
#include <stdio.h>
#include <stdlib.h>
#include <math.h>
#include "cublas.h"
#define M 6
#define N 5
#define IDX2F(i,j,ld) (((j)-1)*(ld))+((i)-1))

static __inline__ void modify (float *m, int ldm, int n, int p, int q, float
alpha, float beta){
    cublasSscal (n-p+1, alpha, &m[IDX2F(p,q,ldm)], ldm);
    cublasSscal (ldm-p+1, beta, &m[IDX2F(p,q,ldm)], 1);
}

int main (void){
    int i, j;
    cublasStatus stat;
    float* devPtrA;
    float* a = 0;
    a = (float *)malloc (M * N * sizeof (*a));
    if (!a) {
        printf ("host memory allocation failed");
        return EXIT_FAILURE;
    }
    for (j = 1; j <= N; j++) {
        for (i = 1; i <= M; i++) {
            a[IDX2F(i,j,M)] = (float)((i-1) * M + j);
        }
    }
    cublasInit();
    stat = cublasAlloc (M*N, sizeof(*a), (void**)&devPtrA);
    if (stat != cuBLAS_STATUS_SUCCESS) {
        printf ("device memory allocation failed");
        cublasShutdown();
        return EXIT_FAILURE;
    }
    stat = cublasSetMatrix (M, N, sizeof(*a), a, M, devPtrA, M);
    if (stat != cuBLAS_STATUS_SUCCESS) {
        printf ("data download failed");
        cublasFree (devPtrA);
        cublasShutdown();
        return EXIT_FAILURE;
    }
    modify (devPtrA, M, N, 2, 3, 16.0f, 12.0f);
    stat = cublasGetMatrix (M, N, sizeof(*a), devPtrA, M, a, M);
    if (stat != cuBLAS_STATUS_SUCCESS) {
        printf ("data upload failed");
        cublasFree (devPtrA);
        cublasShutdown();
        return EXIT_FAILURE;
    }
    cublasFree (devPtrA);
    cublasShutdown();
    for (j = 1; j <= N; j++) {
        for (i = 1; i <= M; i++) {
            printf ("%7.0f", a[IDX2F(i,j,M)]);
        }
        printf ("\n");
    }
    free(a);
    return EXIT_SUCCESS;
}
```

Example A.2. Application Using C and cuBLAS: 0-based indexing

```
//-----
#include <stdio.h>
#include <stdlib.h>
#include <math.h>
#include "cublas.h"
#define M 6
#define N 5
#define IDX2C(i,j,ld) (((j)*(ld))+(i))

static __inline__ void modify (float *m, int ldm, int n, int p, int q, float
alpha, float beta){
    cublasSscal (n-p, alpha, &m[IDX2C(p,q,ldm)], ldm);
    cublasSscal (ldm-p, beta, &m[IDX2C(p,q,ldm)], 1);
}

int main (void){
    int i, j;
    cublasStatus stat;
    float* devPtrA;
    float* a = 0;
    a = (float *)malloc (M * N * sizeof (*a));
    if (!a) {
        printf ("host memory allocation failed");
        return EXIT_FAILURE;
    }
    for (j = 0; j < N; j++) {
        for (i = 0; i < M; i++) {
            a[IDX2C(i,j,M)] = (float)(i * M + j + 1);
        }
    }
    cublasInit();
    stat = cublasAlloc (M*N, sizeof(*a), (void**)&devPtrA);
    if (stat != cuBLAS_STATUS_SUCCESS) {
        printf ("device memory allocation failed");
        cublasShutdown();
        return EXIT_FAILURE;
    }
    stat = cublasSetMatrix (M, N, sizeof(*a), a, M, devPtrA, M);
    if (stat != cuBLAS_STATUS_SUCCESS) {
        printf ("data download failed");
        cublasFree (devPtrA);
        cublasShutdown();
        return EXIT_FAILURE;
    }
    modify (devPtrA, M, N, 1, 2, 16.0f, 12.0f);
    stat = cublasGetMatrix (M, N, sizeof(*a), devPtrA, M, a, M);
    if (stat != cuBLAS_STATUS_SUCCESS) {
        printf ("data upload failed");
        cublasFree (devPtrA);
        cublasShutdown();
        return EXIT_FAILURE;
    }
    cublasFree (devPtrA);
    cublasShutdown();
    for (j = 0; j < N; j++) {
        for (i = 0; i < M; i++) {
            printf ("%7.0f", a[IDX2C(i,j,M)]);
        }
        printf ("\n");
    }
    free(a);
    return EXIT_SUCCESS;
}
```


Appendix B.

CUBLAS FORTRAN BINDINGS

The cuBLAS library is implemented using the C-based CUDA toolchain. Thus, it provides a C-style API. This makes interfacing to applications written in C and C++ trivial, but the library can also be used by applications written in Fortran. In particular, the cuBLAS library uses 1-based indexing and Fortran-style column-major storage for multidimensional data to simplify interfacing to Fortran applications. Unfortunately, Fortran-to-C calling conventions are not standardized and differ by platform and toolchain. In particular, differences may exist in the following areas:

- ▶ symbol names (capitalization, name decoration)
- ▶ argument passing (by value or reference)
- ▶ passing of string arguments (length information)
- ▶ passing of pointer arguments (size of the pointer)
- ▶ returning floating-point or compound data types (for example single-precision or complex data types)

To provide maximum flexibility in addressing those differences, the cuBLAS Fortran interface is provided in the form of wrapper functions and is part of the Toolkit delivery. The C source code of those wrapper functions is located in the **src** directory and provided in two different forms:

- ▶ the thunking wrapper interface located in the file `fortran_thunking.c`
- ▶ the direct wrapper interface located in the file `fortran.c`

The code of one of those 2 files needs to be compiled into an application for it to call the cuBLAS API functions. Providing source code allows users to make any changes necessary for a particular platform and toolchain.

The code in those two C files has been used to demonstrate interoperability with the compilers g77 3.2.3 and g95 0.91 on 32-bit Linux, g77 3.4.5 and g95 0.91 on 64-bit Linux, Intel Fortran 9.0 and Intel Fortran 10.0 on 32-bit and 64-bit Microsoft Windows XP, and g77 3.4.0 and g95 0.92 on Mac OS X.

Note that for g77, use of the compiler flag `-fno-second-underscore` is required to use these wrappers as provided. Also, the use of the default calling conventions with regard to argument and return value passing is expected. Using the flag `-fno-f2c` changes the default calling convention with respect to these two items.

The thunking wrappers allow interfacing to existing Fortran applications without any changes to the application. During each call, the wrappers allocate GPU memory, copy source data from CPU memory space to GPU memory space, call cuBLAS, and finally copy back the results to CPU memory space and deallocate the GPU memory. As this process causes very significant call overhead, these wrappers are intended for light testing, not for production code. To use the thunking wrappers, the application needs to be compiled with the file `fortran_thunking.c`

The direct wrappers, intended for production code, substitute device pointers for vector and matrix arguments in all BLAS functions. To use these interfaces, existing applications need to be modified slightly to allocate and deallocate data structures in GPU memory space (using `cuBLAS_ALLOC` and `cuBLAS_FREE`) and to copy data between GPU and CPU memory spaces (using `cuBLAS_SET_VECTOR`, `cuBLAS_GET_VECTOR`, `cuBLAS_SET_MATRIX`, and `cuBLAS_GET_MATRIX`). The sample wrappers provided in `fortran.c` map device pointers to the OS-dependent type `size_t`, which is 32-bit wide on 32-bit platforms and 64-bit wide on a 64-bit platforms.

One approach to deal with index arithmetic on device pointers in Fortran code is to use C-style macros, and use the C preprocessor to expand these, as shown in the example below. On Linux and Mac OS X, one way of pre-processing is to use the option `'-E -x f77-cpp-input'` when using `g77` compiler, or simply the option `'-cpp'` when using `g95` or

gfortran. On Windows platforms with Microsoft Visual C/C++, using 'cl -EP' achieves similar results.

```
! Example B.1. Fortran 77 Application Executing on the Host
! -----
      subroutine modify ( m, ldm, n, p, q, alpha, beta )
      implicit none
      integer ldm, n, p, q
      real*4 m (ldm, *) , alpha , beta
      external cublas_sscal
      call cublas_sscal (n-p+1, alpha , m(p,q), ldm)
      call cublas_sscal (ldm-p+1, beta, m(p,q), 1)
      return
      end

      program matrixmod
      implicit none
      integer M,N
      parameter (M=6, N=5)
      real*4 a(M,N)
      integer i, j
      external cublas_init
      external cublas_shutdown

      do j = 1, N
        do i = 1, M
          a(i, j) = (i-1)*M + j
        enddo
      enddo
      call cublas_init
      call modify ( a, M, N, 2, 3, 16.0, 12.0 )
      call cublas_shutdown
      do j = 1, N
        do i = 1, M
          write(*,"(F7.0$) ") a(i,j)
        enddo
        write (*,*) ""
      enddo
      stop
      end
```

When traditional fixed-form Fortran 77 code is ported to use the cuBLAS library, line length often increases when the BLAS calls are exchanged for cuBLAS calls. Longer function names and possible macro expansion are contributing factors. Inadvertently exceeding the maximum line length can lead to run-time errors that are difficult to find, so care should be taken not to exceed the 72-column limit if fixed form is retained.

The examples in this chapter show a small application implemented in Fortran 77 on the host and the same application with the non-thinking wrappers after it has been ported to use the cuBLAS library.

The second example should be compiled with ARCH_64 defined as 1 on 64-bit OS system and as 0 on 32-bit OS system. For example for g95 or gfortran, this can be done directly on the command line by using the option '-cpp -DARCH_64=1'.

```
! Example B.2. Same Application Using Non-thunking cuBLAS Calls
!-----
#define IDX2F (i,j,ld) (((j)-1)*(ld))+((i)-1))
  subroutine modify ( devPtrM, ldm, n, p, q, alpha, beta )
    implicit none
    integer sizeof_real
    parameter (sizeof_real=4)
    integer ldm, n, p, q
#if ARCH_64
    integer*8 devPtrM
#else
    integer*4 devPtrM
#endif
    real*4 alpha, beta
    call cublas_sscal ( n-p+1, alpha,
      1 devPtrM+IDX2F(p, q, ldm)*sizeof_real,
      2 ldm)
    call cublas_sscal(ldm-p+1, beta,
      1 devPtrM+IDX2F(p, q, ldm)*sizeof_real,
      2 1)
    return
  end
  program matrixmod
    implicit none
    integer M,N,sizeof_real
#if ARCH_64
    integer*8 devPtrA
#else
    integer*4 devPtrA
#endif
    parameter(M=6,N=5,sizeof_real=4)
    real*4 a(M,N)
    integer i,j,stat
    external cublas_init, cublas_set_matrix, cublas_get_matrix
    external cublas_shutdown, cublas_alloc
    integer cublas_alloc, cublas_set_matrix, cublas_get_matrix
    do j=1,N
      do i=1,M
        a(i,j)=(i-1)*M+j
      enddo
    enddo
    call cublas_init
    stat= cublas_alloc(M*N, sizeof_real, devPtrA)
    if (stat.NE.0) then
      write(*,*) "device memory allocation failed"
      call cublas_shutdown
      stop
    endif
    stat = cublas_set_matrix(M,N,sizeof_real,a,M,devPtrA,M)
    if (stat.NE.0) then
      call cublas_free( devPtrA )
      write(*,*) "data download failed"
      call cublas_shutdown
      stop
    endif
  end
```

--- Code block continues below. Space added for formatting purposes. ---

```

call modify(devPtrA, M, N, 2, 3, 16.0, 12.0)
stat = cublas_get_matrix(M, N, sizeof_real, devPtrA, M, a, M )
if (stat.NE.0) then
call cublas_free ( devPtrA )
write(*,*) "data upload failed"
call cublas_shutdown
stop
endif
call cublas_free ( devPtrA )
call cublas_shutdown
do j = 1 , N
    do i = 1 , M
        write (*,"(F7.0$)") a(i,j)
    enddo
    write (*,*) ""
enddo
stop
end

```


Appendix C.

ACKNOWLEDGEMENTS

NVIDIA would like to thank the following individuals and institutions for their contributions:

- ▶ Portions of the SGEMM, DGEMM, CGEMM and ZGEMM library routines were written by Vasily Volkov of the University of California.
- ▶ Portions of the SGEMM, DGEMM and ZGEMM library routines were written by Davide Barbieri of the University of Rome Tor Vergata.
- ▶ Portions of the DGEMM and SGEMM library routines optimized for Fermi architecture were developed by the University of Tennessee. Subsequently, several other routines that are optimized for the Fermi architecture have been derived from these initial DGEMM and SGEMM implementations.
- ▶ The substantial optimizations of the STRSV, DTRSV, CTRSV and ZTRSV library routines were developed by Jonathan Hogg of The Science and Technology Facilities Council (STFC). Subsequently, some optimizations of the STRSM, DTRSM, CTRSM and ZTRSM have been derived from these TRSV implementations.
- ▶ Substantial optimizations of the SYMV and HEMV library routines were developed by Ahmad Abdelfattah, David Keyes and Hatem Ltaief of King Abdullah University of Science and Technology (KAUST).
- ▶ Substantial optimizations of the TRMM and TRSM library routines were developed by Ali Charara, David Keyes and Hatem Ltaief of King Abdullah University of Science and Technology (KAUST).

Notice

ALL NVIDIA DESIGN SPECIFICATIONS, REFERENCE BOARDS, FILES, DRAWINGS, DIAGNOSTICS, LISTS, AND OTHER DOCUMENTS (TOGETHER AND SEPARATELY, "MATERIALS") ARE BEING PROVIDED "AS IS." NVIDIA MAKES NO WARRANTIES, EXPRESSED, IMPLIED, STATUTORY, OR OTHERWISE WITH RESPECT TO THE MATERIALS, AND EXPRESSLY DISCLAIMS ALL IMPLIED WARRANTIES OF NONINFRINGEMENT, MERCHANTABILITY, AND FITNESS FOR A PARTICULAR PURPOSE.

Information furnished is believed to be accurate and reliable. However, NVIDIA Corporation assumes no responsibility for the consequences of use of such information or for any infringement of patents or other rights of third parties that may result from its use. No license is granted by implication of otherwise under any patent rights of NVIDIA Corporation. Specifications mentioned in this publication are subject to change without notice. This publication supersedes and replaces all other information previously supplied. NVIDIA Corporation products are not authorized as critical components in life support devices or systems without express written approval of NVIDIA Corporation.

Trademarks

NVIDIA and the NVIDIA logo are trademarks or registered trademarks of NVIDIA Corporation in the U.S. and other countries. Other company and product names may be trademarks of the respective companies with which they are associated.

Copyright

© 2007-2019 NVIDIA Corporation. All rights reserved.